

GIT-FLOW ❤️ DESIGN

A GIT WORKFLOW FOR DESIGN IN OPEN-SOURCE PROJECTS

FOSDEM'20

Diogo Sergio

UX Designer 📍 London

Day time

@PokerStars

Night time

@RTL_App

@TorProject (Just started)

@diogorsergio

diogosergio+fosdem@protonmail.com



Design in Open-Source

It works!
But is far from ideal.

How can I Contribute?

How can I Contribute?

1. Find project website or social media
2. Read documentation or support pages
3. Go to the project git repository
4. No design contribution guidelines
5. Go to project slack/irc to find more

Slack or IRC

Slack or IRC

1. Create account
2. Mention you would like to help
3. Someone will point you to a channel or person
4. You get in touch
5. Wait for an answer



Tired of waiting!

Design Channel / Lead Designer

1. Brief introduction of how things work

2. Location of the assets

- Lucky - Dropbox, Google Drive, Cloud...
 - Private / Gatekeepers (Ask for access)
- Unlucky - Local files

3. Proprietary / Paid software / Closed file formats



You are all set!
(or so you think)

You are all set!

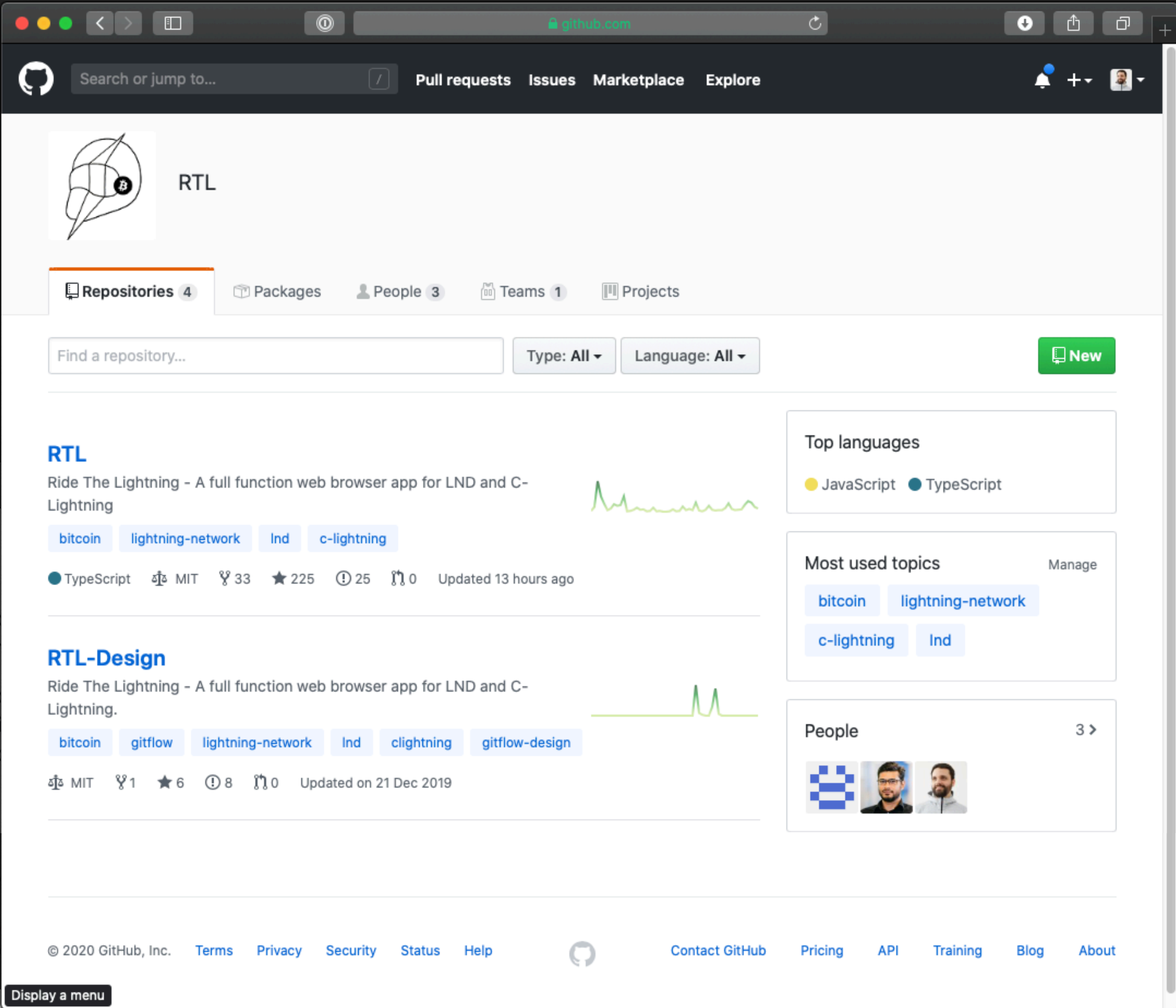
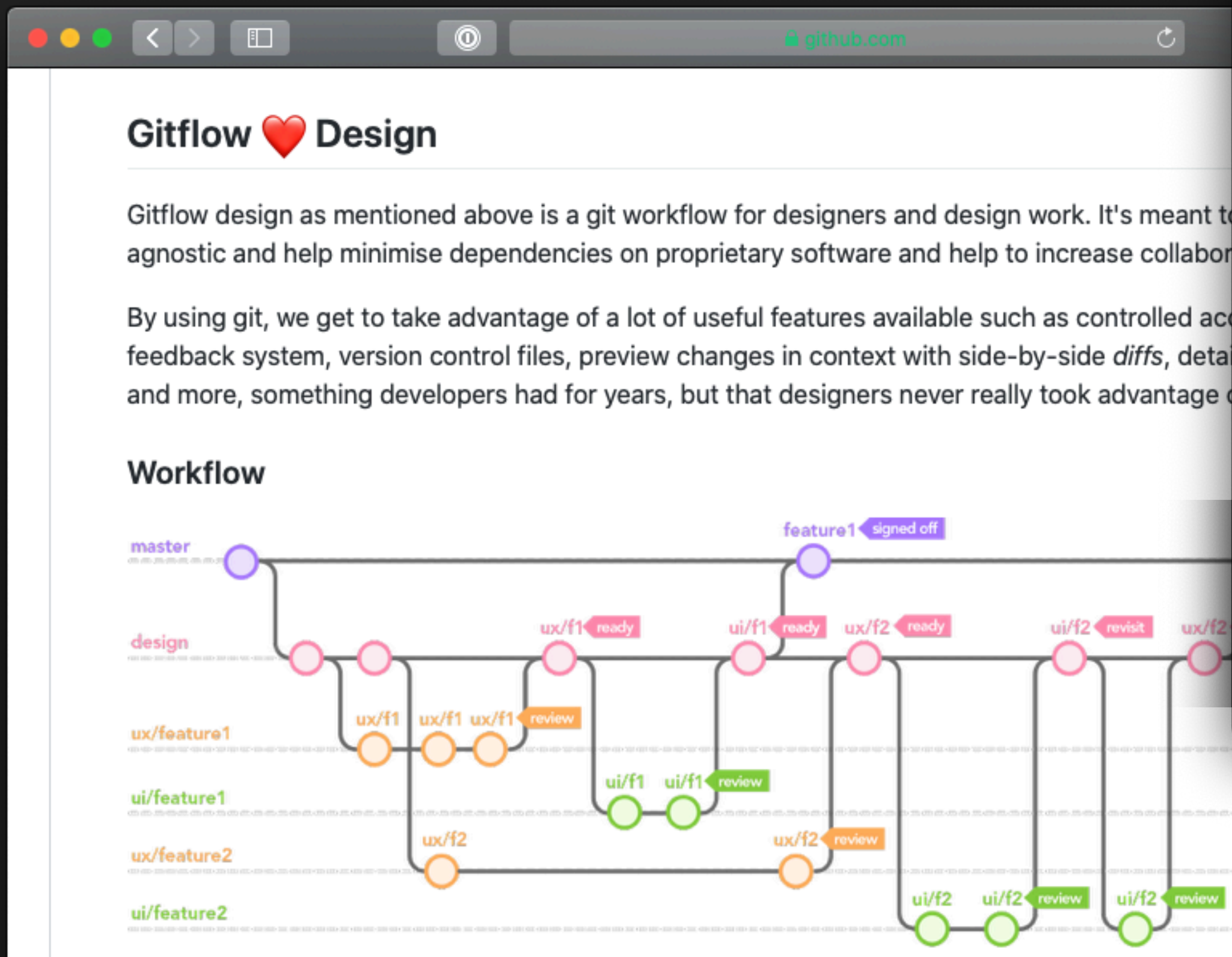
1. How do I start?
2. What needs to be done?
3. Tickets or tasks?
4. Workflow guidelines?
5. Review process?
6. History?

There has to be a
better way.

GIT-FLOW ❤️ DESIGN

Git-flow Design

- 1. Git Design Repo
- 2. Git workflow for design



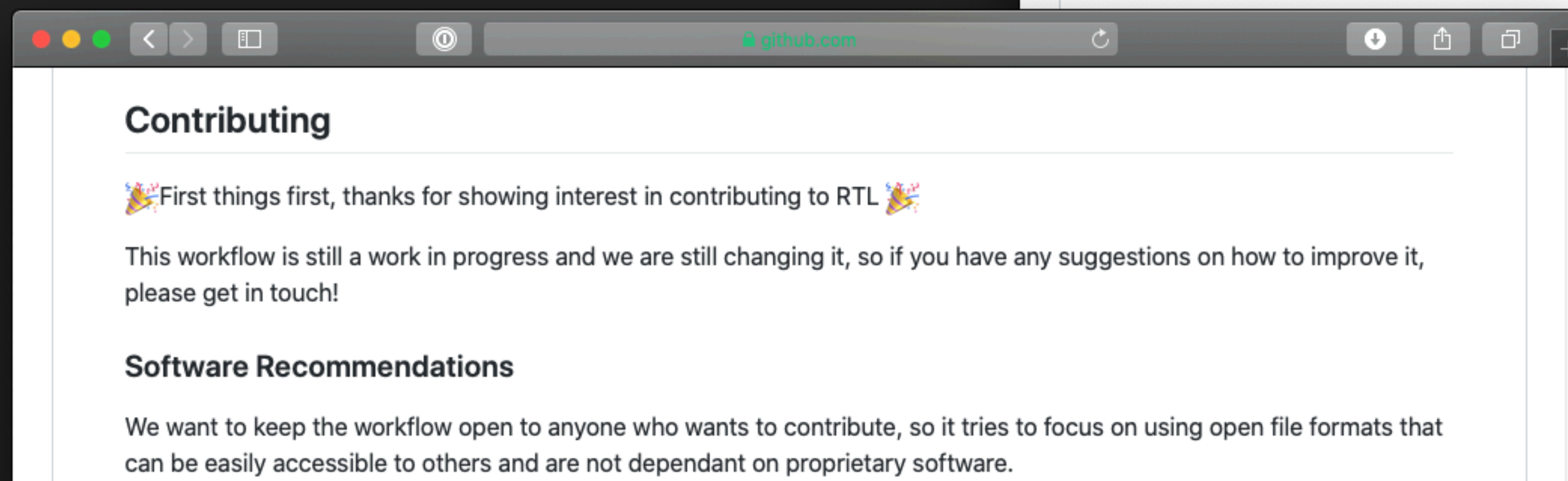
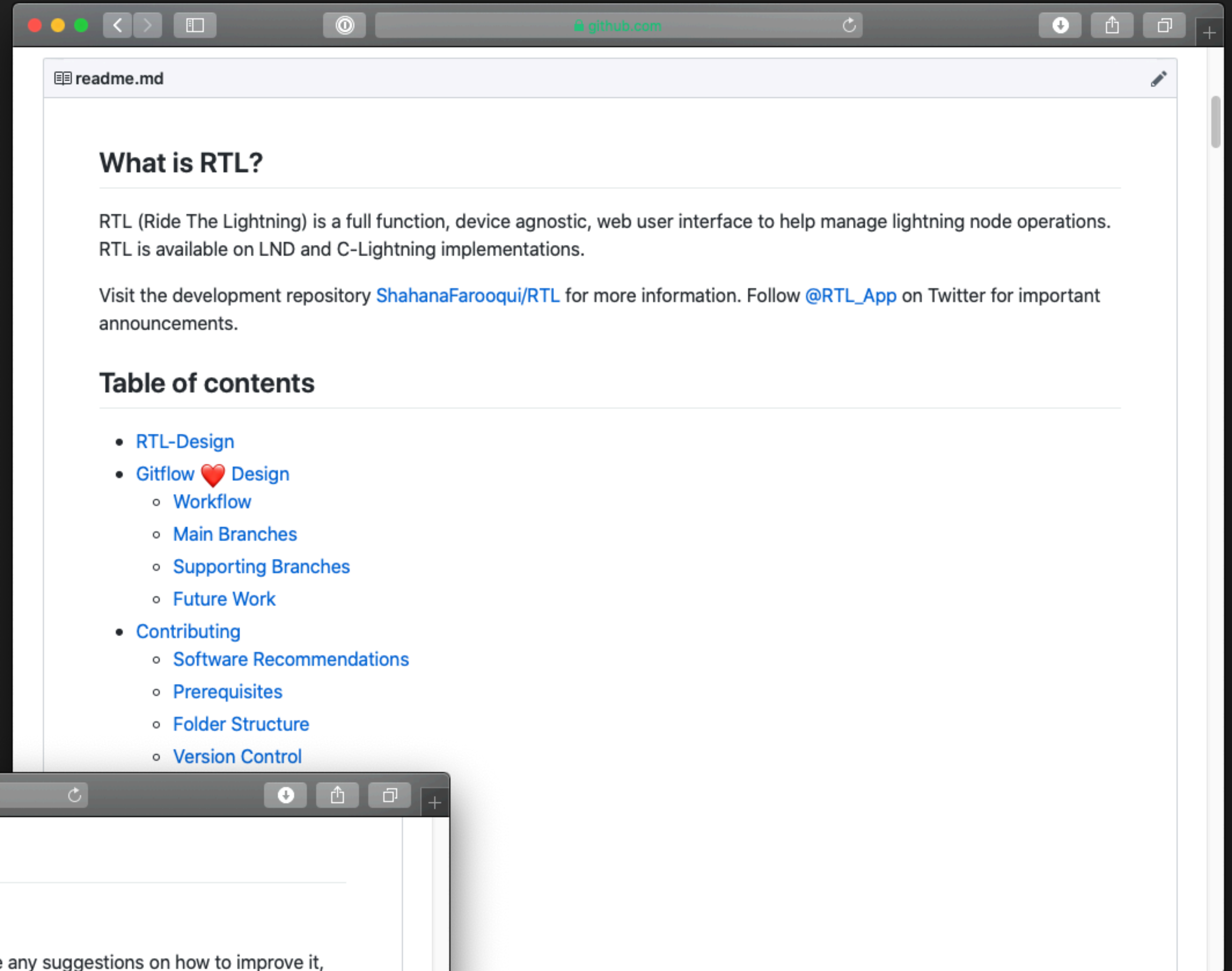
Git-flow Design

3. All you need to get started

4. Minimal dependencies

5. Workflow documentation

6. Contribution guide

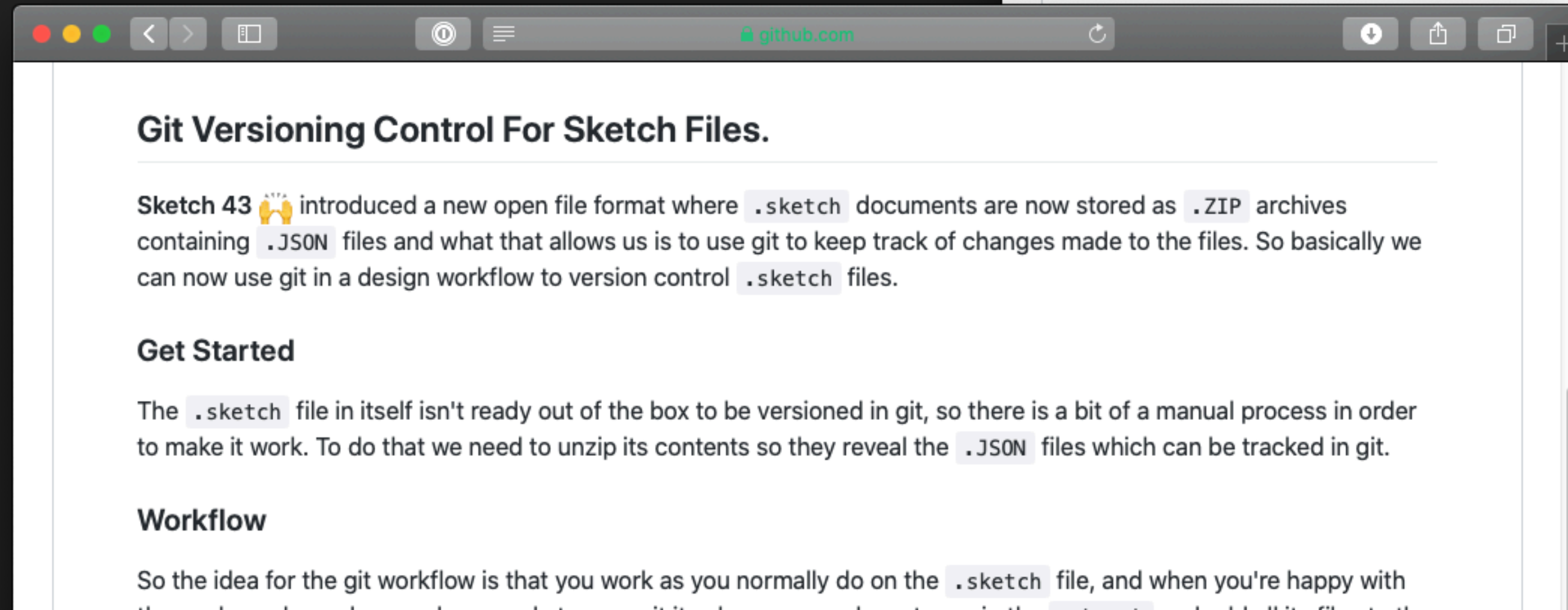
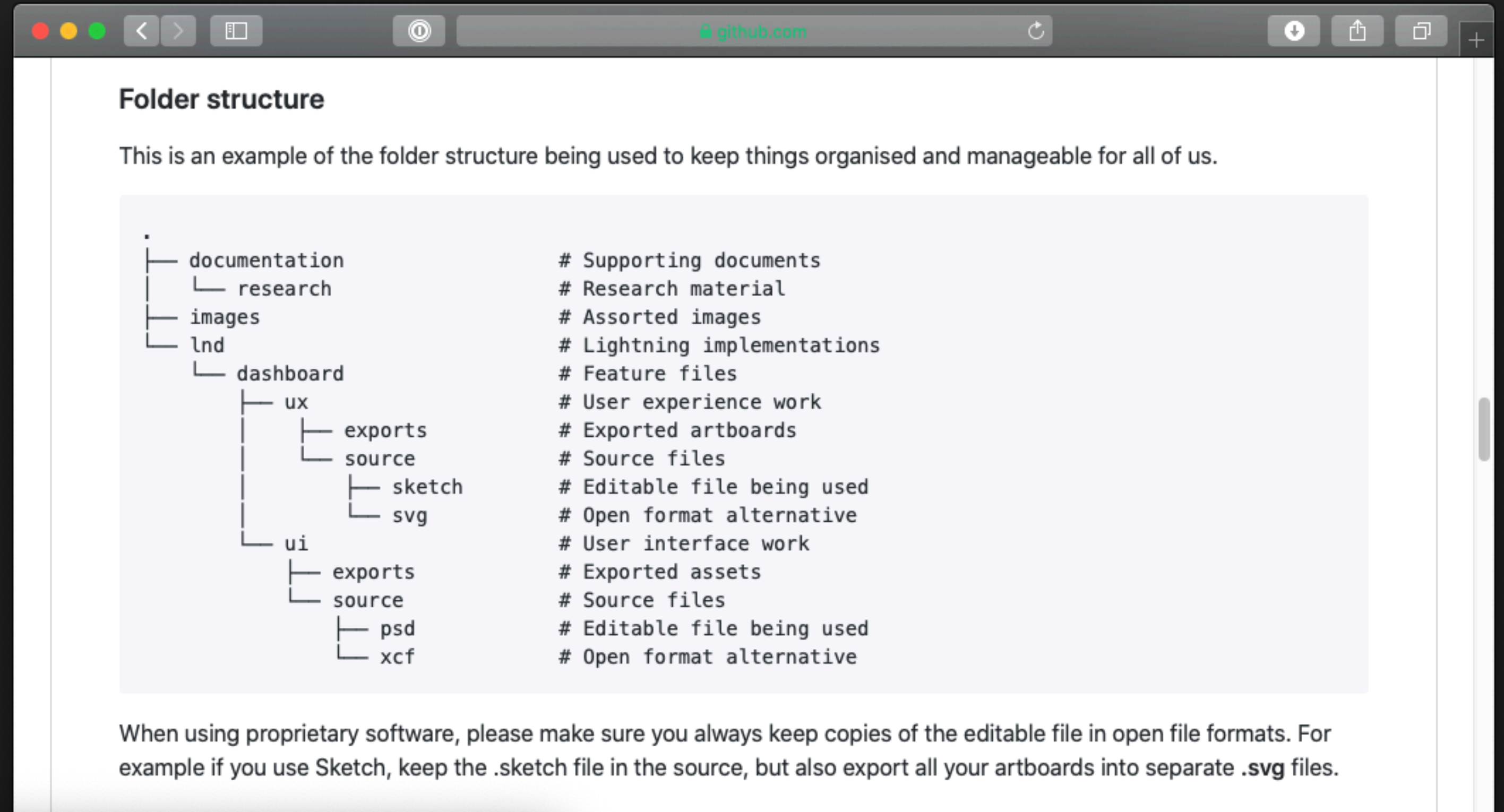


Git-flow Design

7. Open file formats

8. Better collaboration

9. No gatekeepers



Git

What is Git?

Git is a Distributed version-control system for tracking changes in source code.

Created by Linus Torvalds and described by him as:

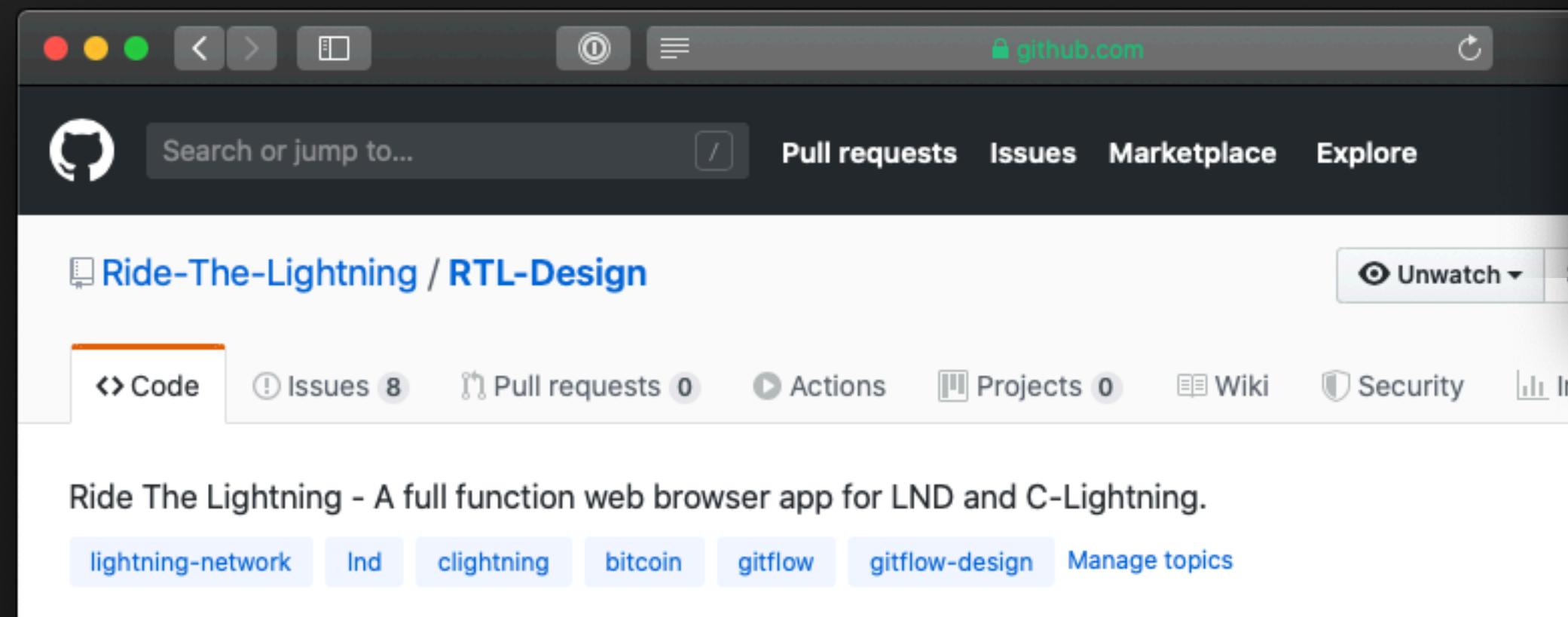
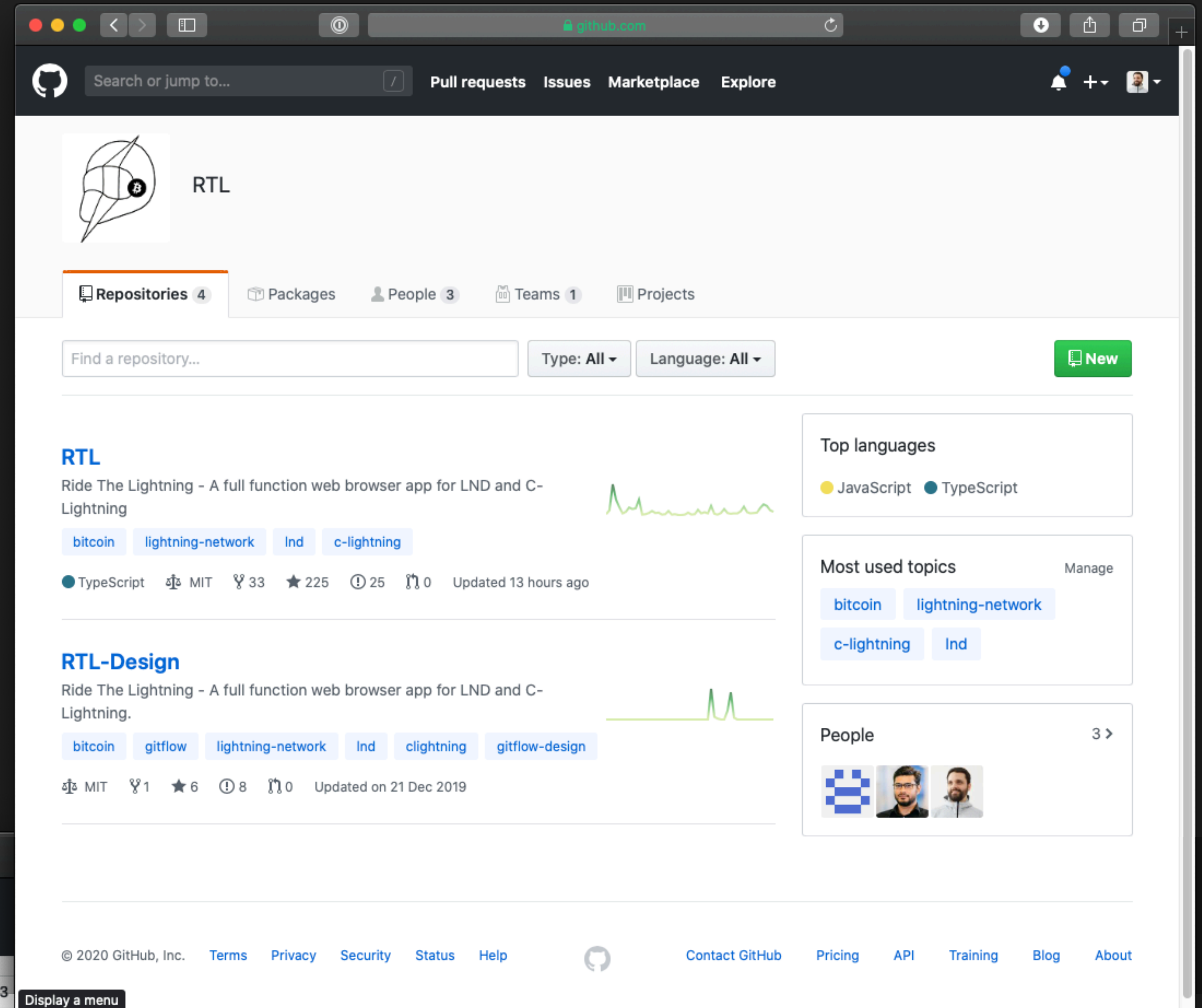
Global Information Tracker: You're in a good mood, and it actually works for you. Angels sing, and a light suddenly fills the room.

Goddamn Idiotic Truckload of sh*t: When it breaks.

Why Git?

Why Git?

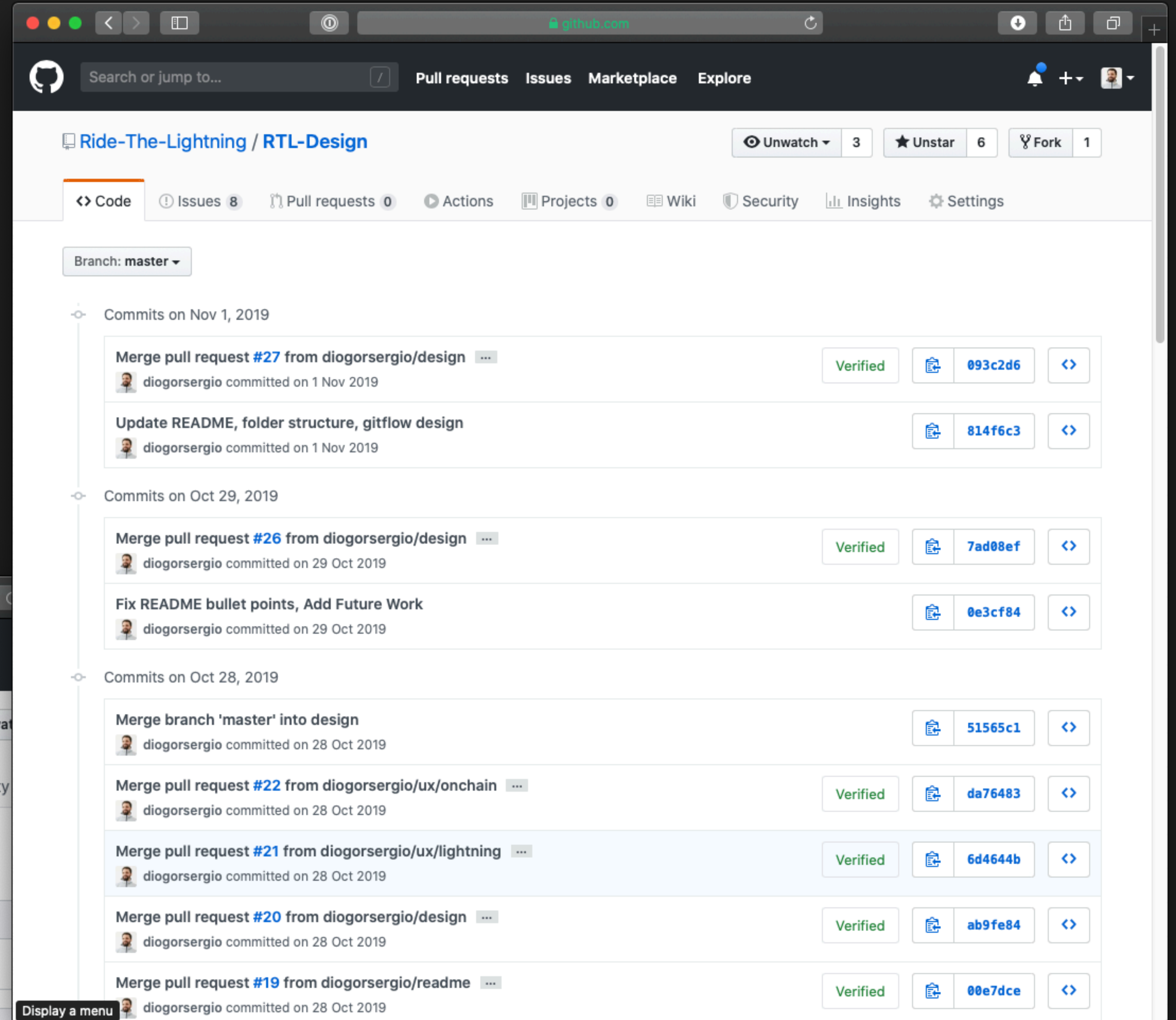
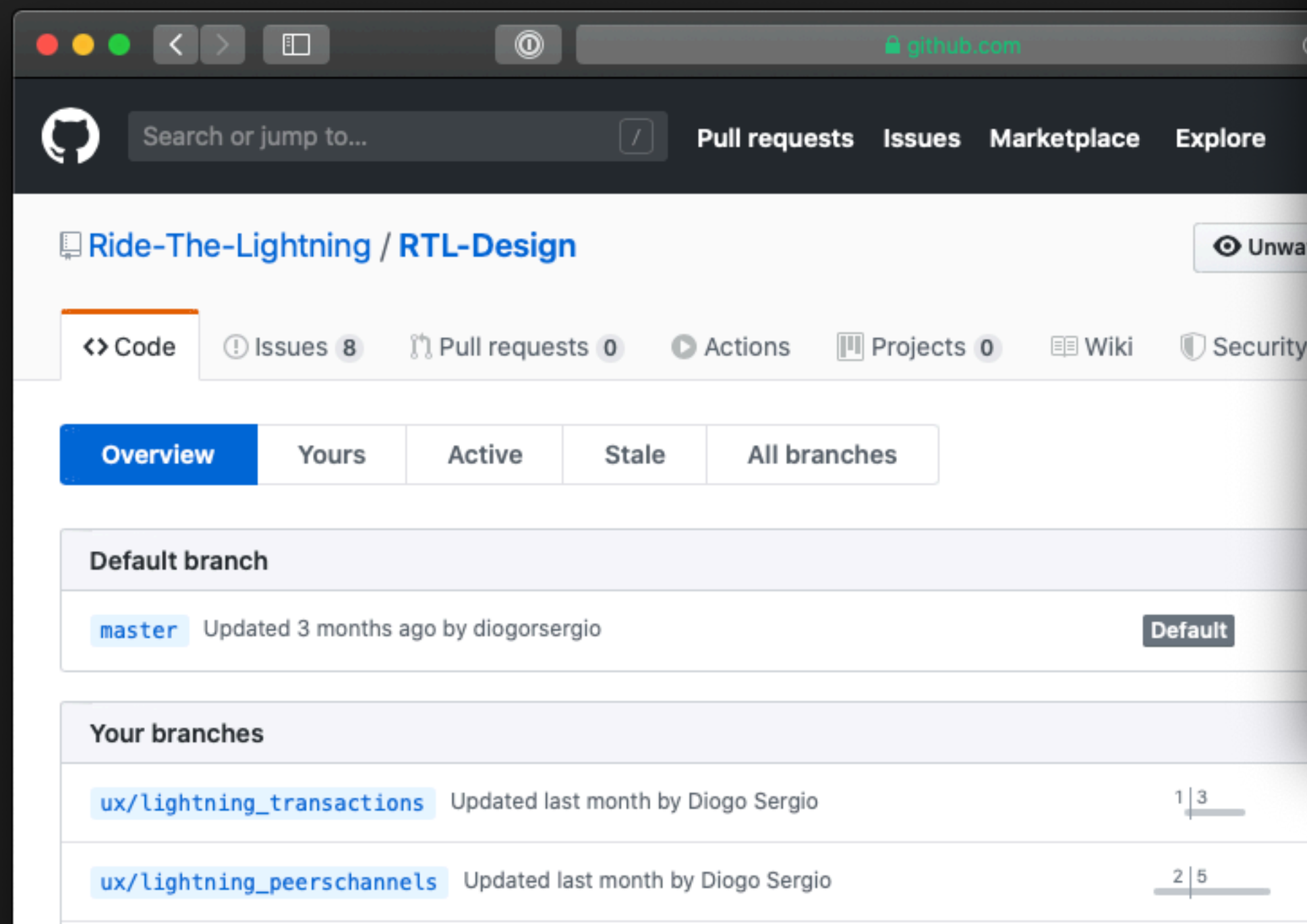
1. One central place for everything
2. Accessible to everyone
3. Free to use
4. Side by side with Development



Why Git?

5. Control version

6. Auditable history

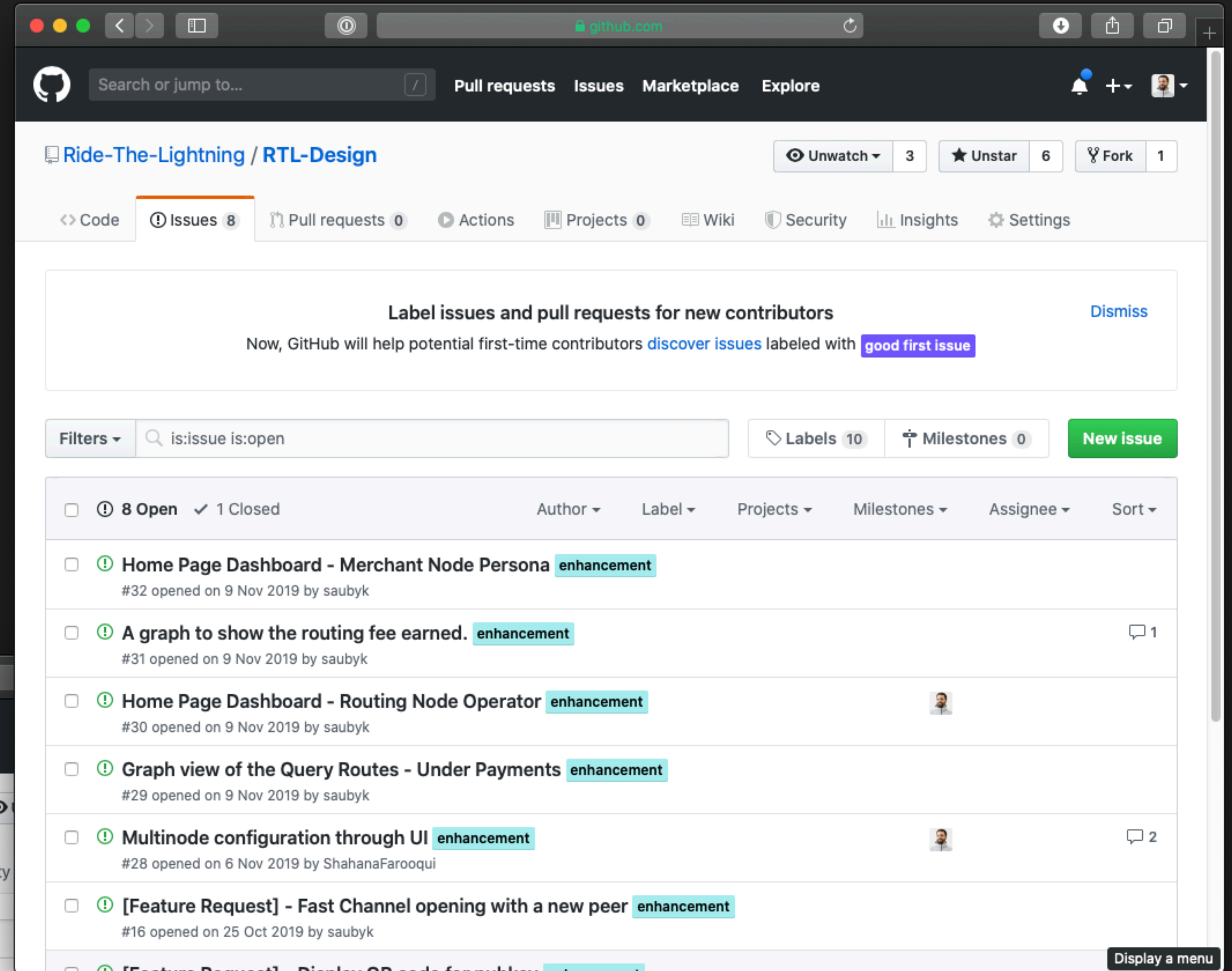
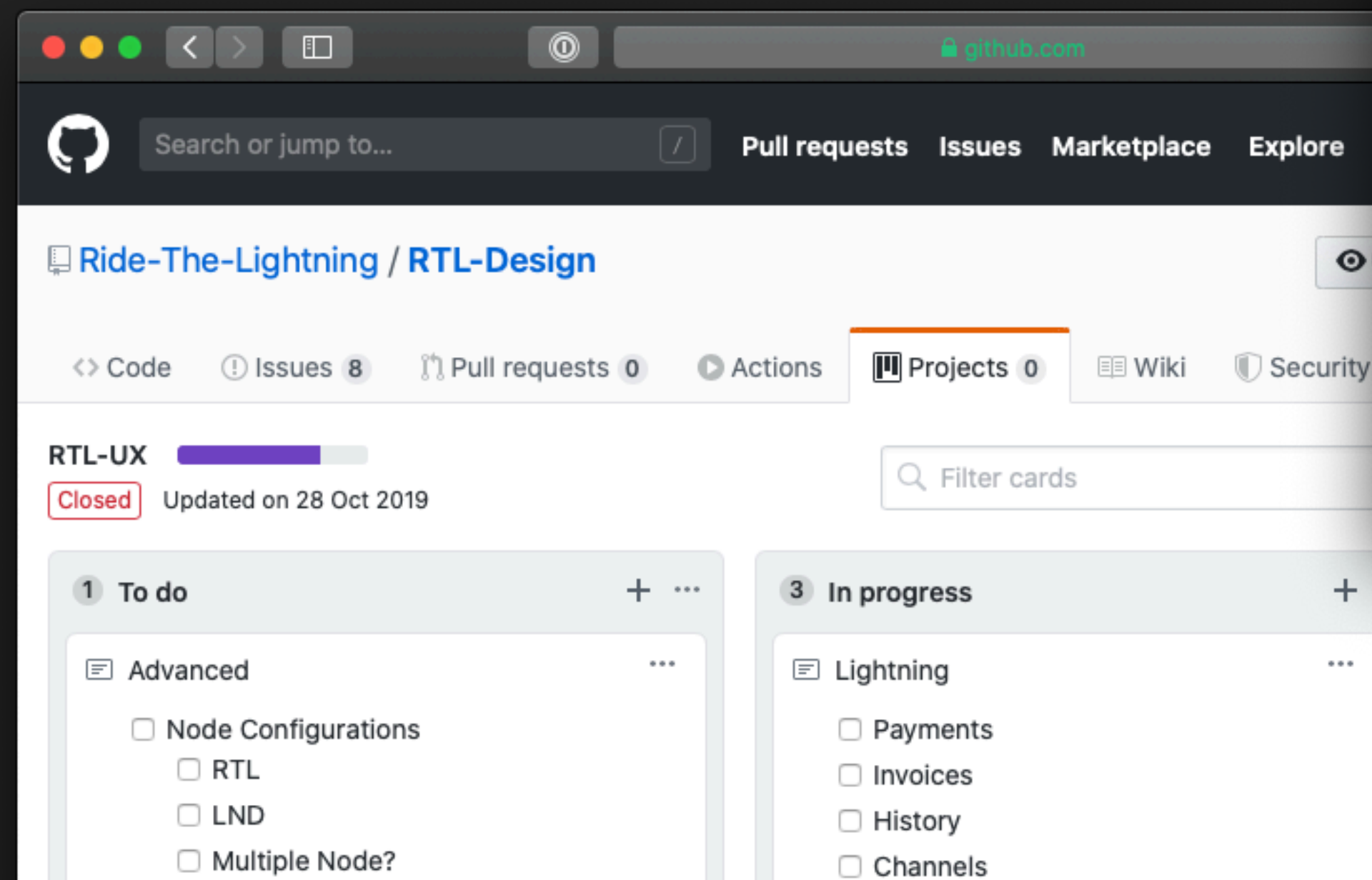


Why Git?

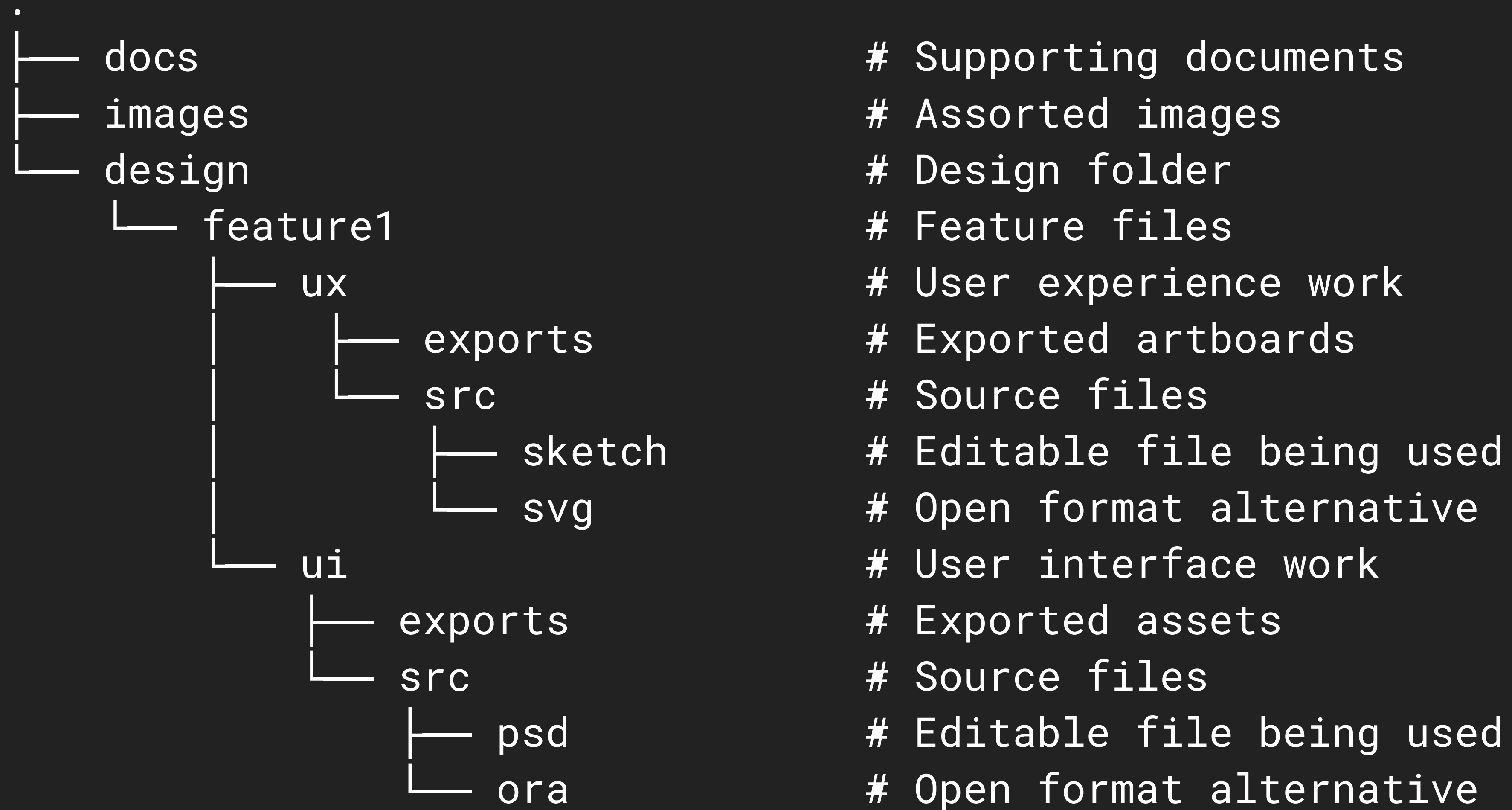
7. Open review process

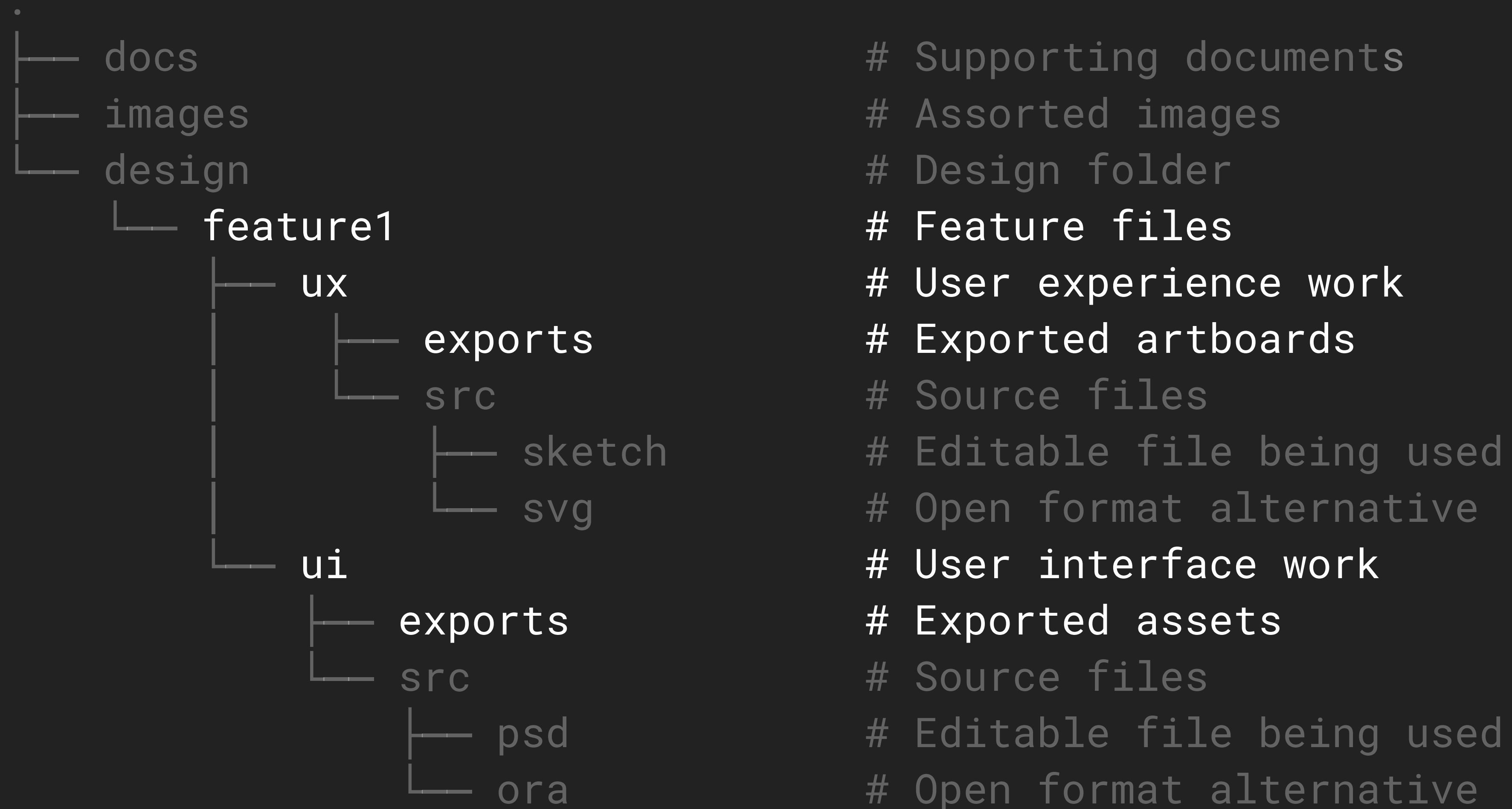
8. Issue system

9. Task management, etc

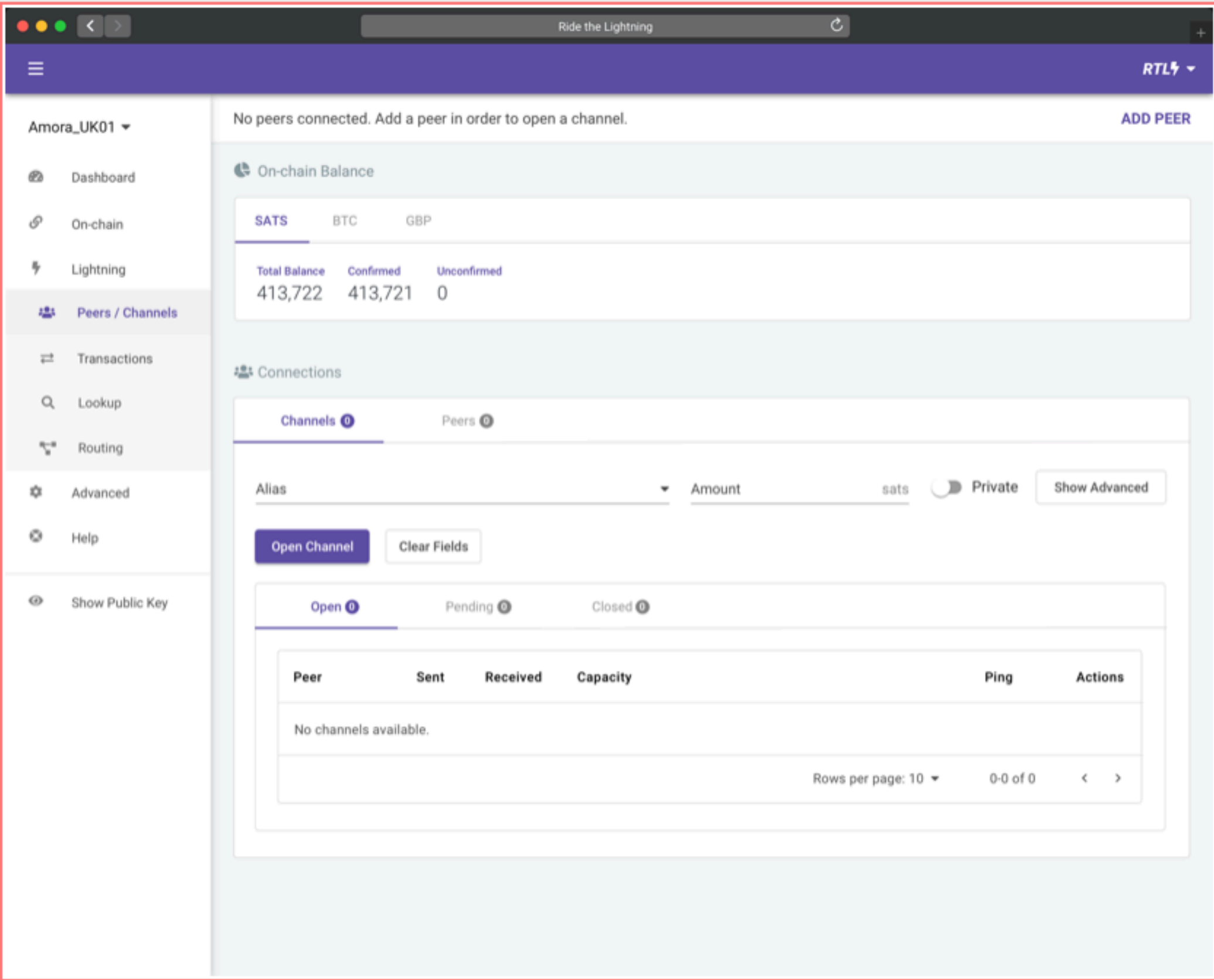


Folder Structure



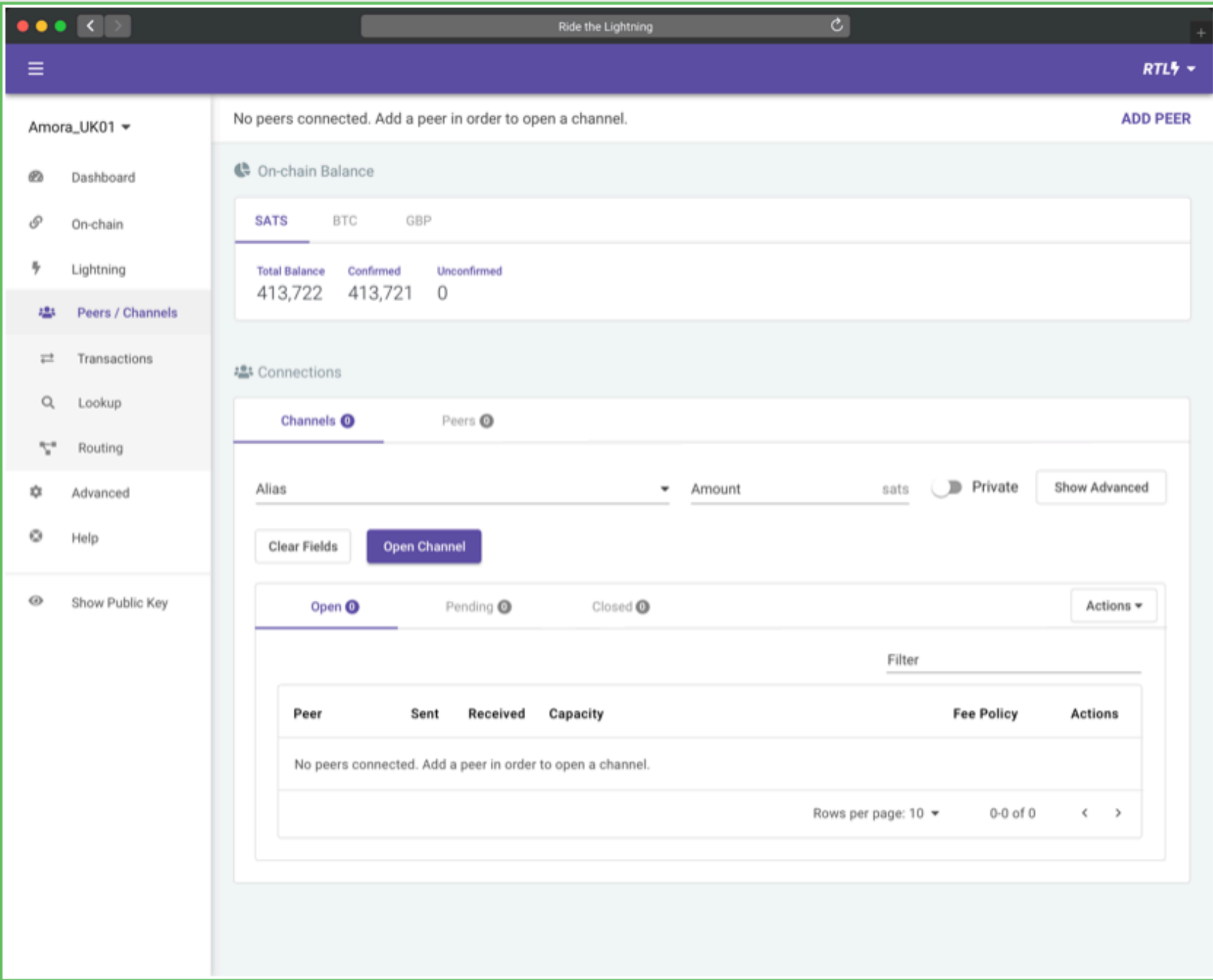


Deleted



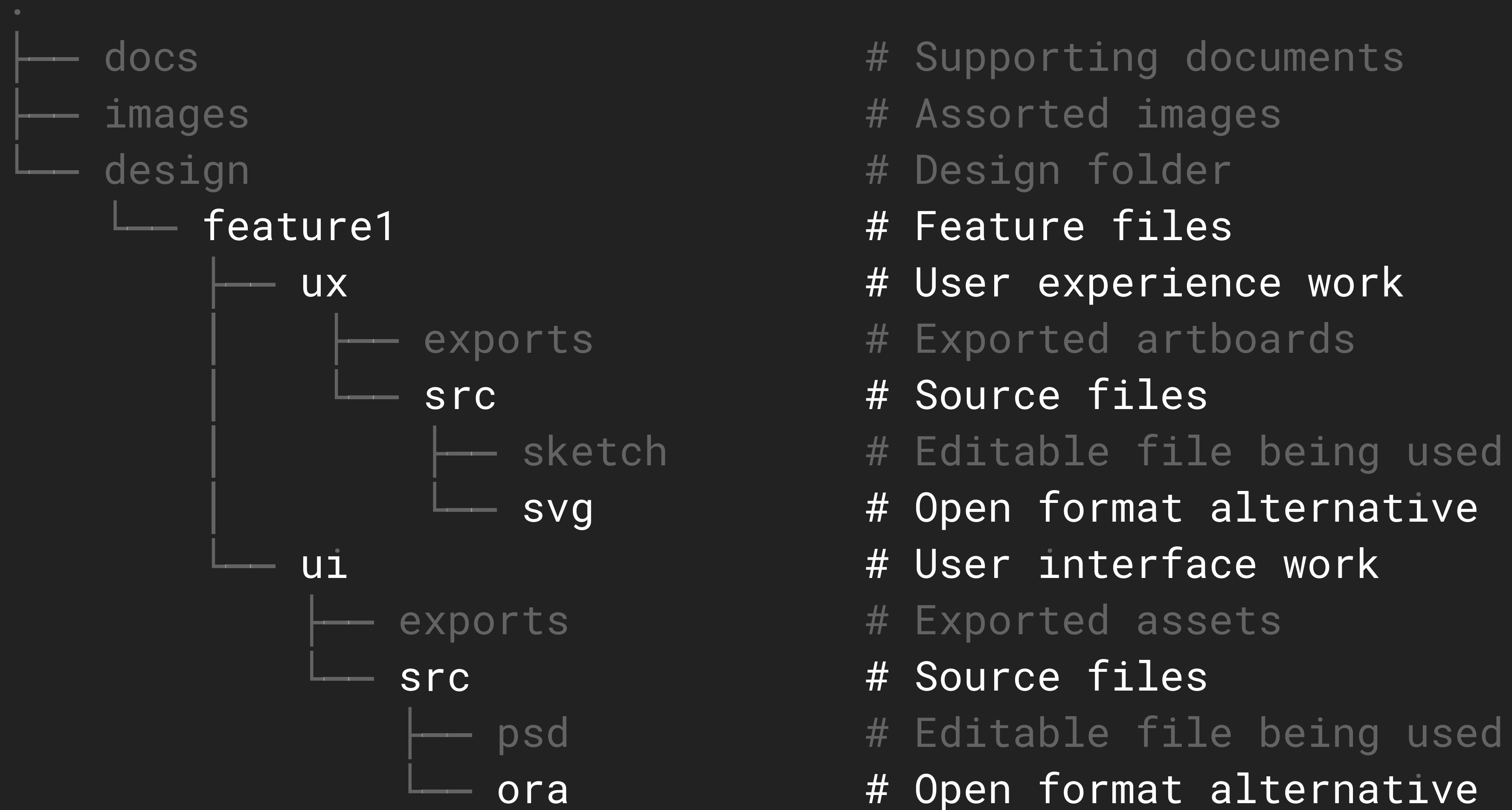
W: 2568px | H: 2060px | Size: 323 KB

Added



W: 2568px | H: 2060px | Size: 263 KB

2-up | Swipe | Onion Skin



447 lnd/lightning_peerschannels/source/svg/1.1channels_nochannels.svg

<> ...

... @@ -1,6 +1,6 @@

1 <?xml version="1.0" encoding="UTF-8"?>

2 <svg width="1284px" height="1030px" viewBox="0 0 1284 1030" version="1.1" xmlns="http://www.w3.org/2000/svg" xmlns:xli

3 - <!-- Generator: Sketch 59.1 (86144) - https://sketch.com -->

3 + <!-- Generator: Sketch 61.2 (89653) - https://sketch.com -->

4 <title>1.1channels_nochannels</title>

5 <desc>Created with Sketch.</desc>

6 <defs>

@@ -82,222 +82,213 @@

82 </text>

83 </g>

84 </g>

85 - <text id="Dashboard" font-family="FontAwesome5Pro-Regular, Font Awesome 5 Pro" font-size="18" font-weight="nor

86 - <tspan x="24" y="71">bars</tspan>

85 + <text id="Dashboard" font-family="Helvetica" font-size="18" font-weight="normal" fill="#FFFFFF">

86 + <tspan x="24" y="73">bars</tspan>

87 </text>

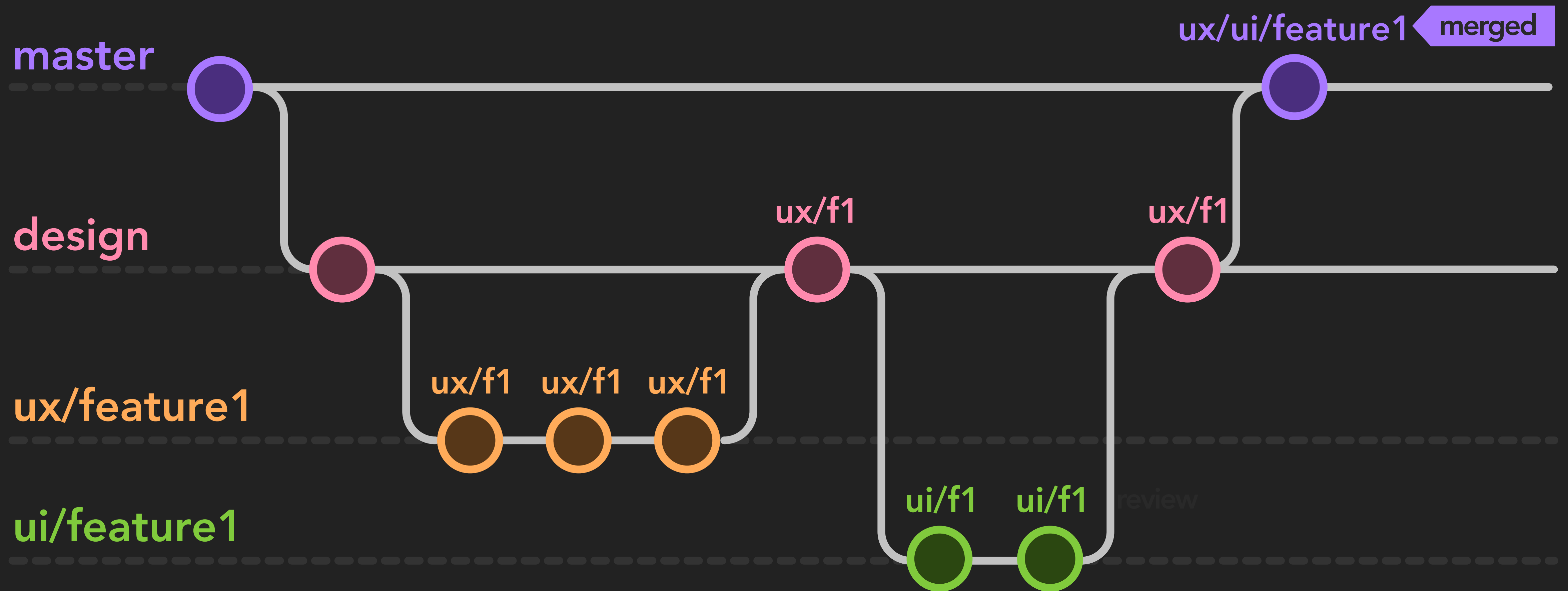
88 <g id="RTL-Logo" transform="translate(1210.000000, 56.000000)" fill="#FFFFFF">

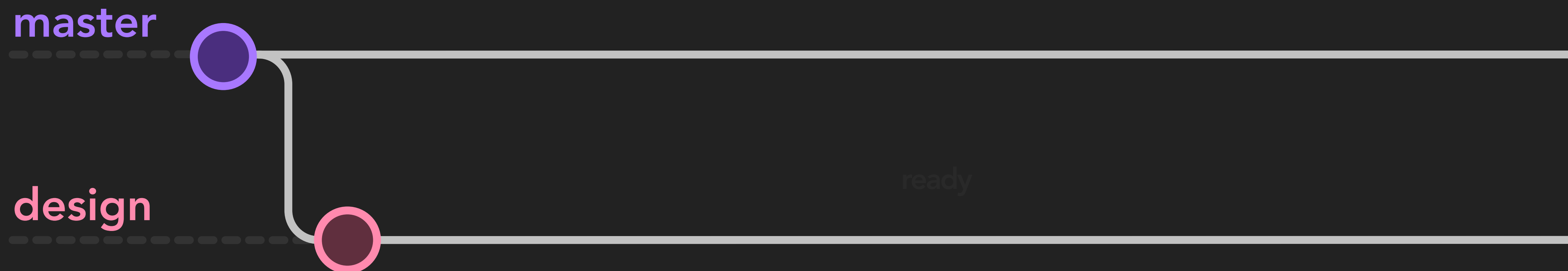
89 <path d="M5.10234375,10.1960631 L3.54375,10.1960631 L2.80546875,14.4124693 L0,14.4124693 L2.0671875,2.4687

**It's starting to look
complicated!**

Designers can learn git

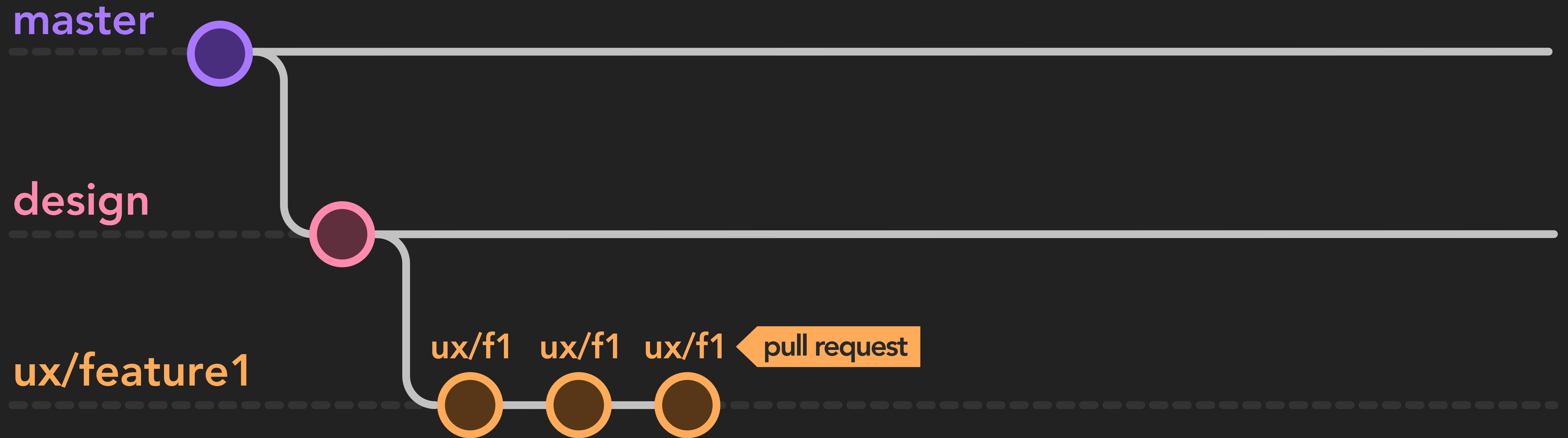
Git-flow Design Branching model

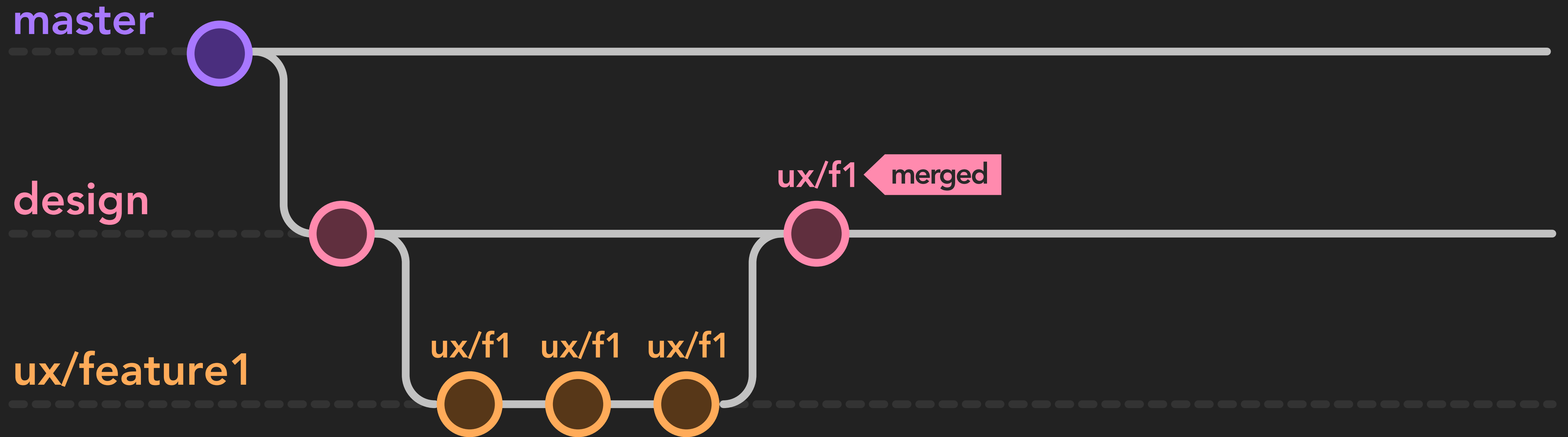


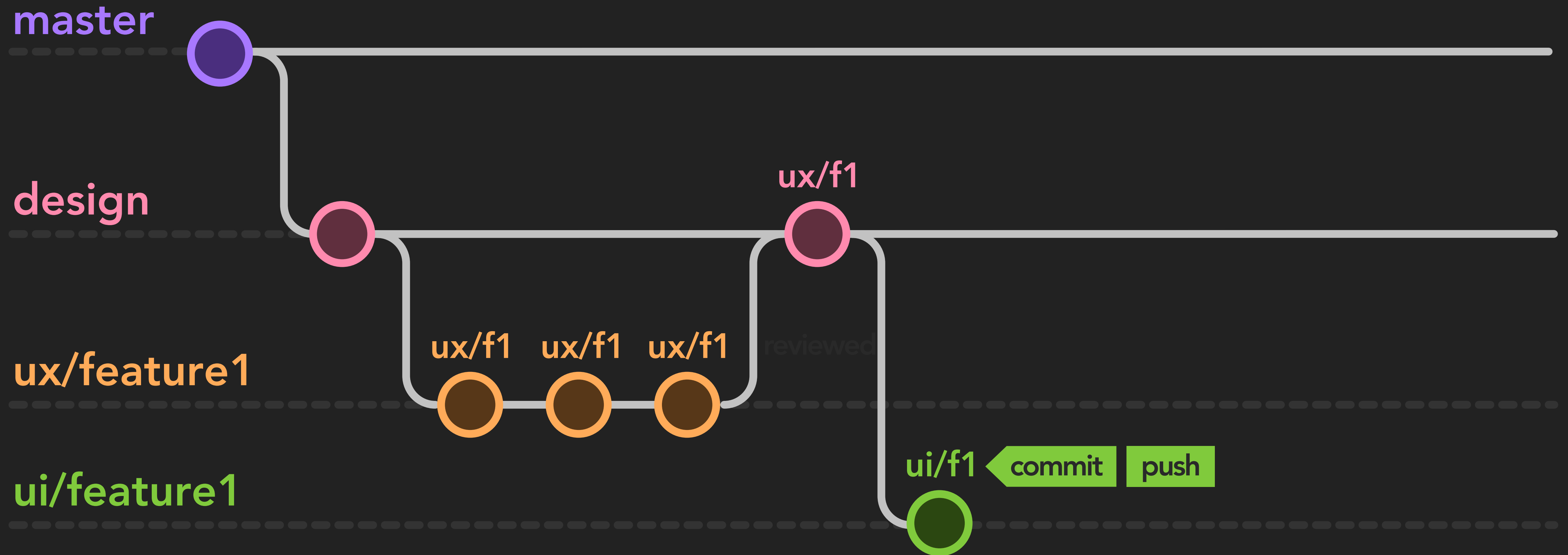


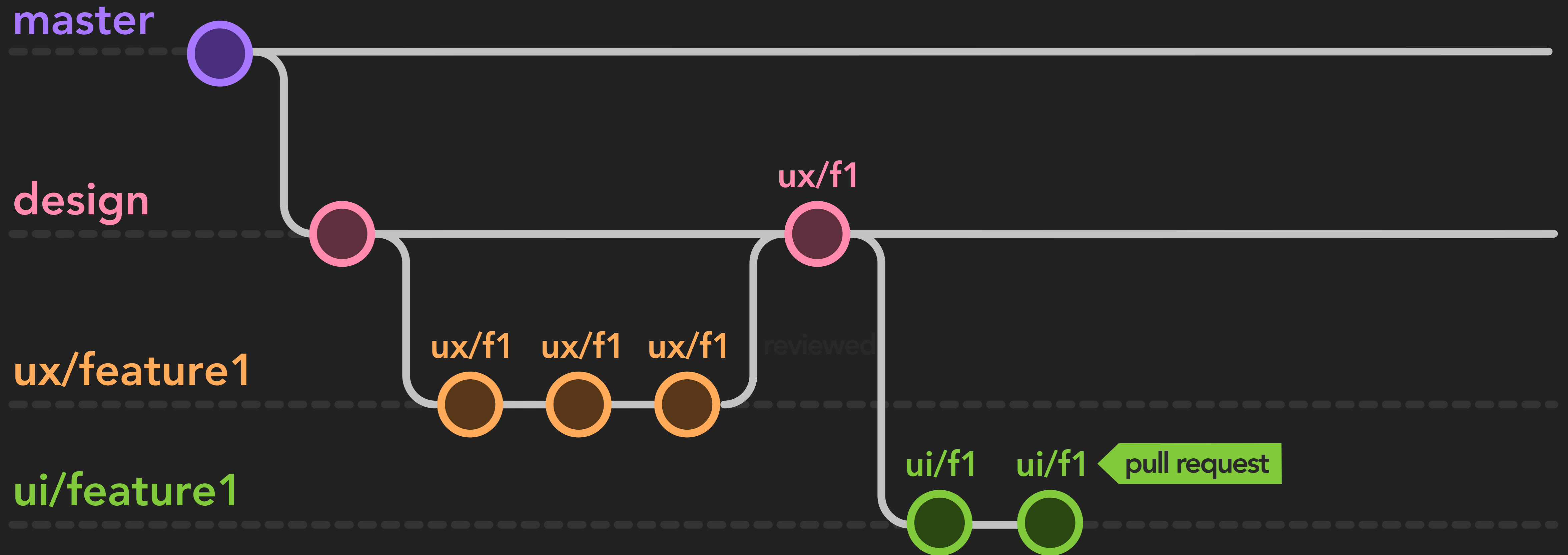


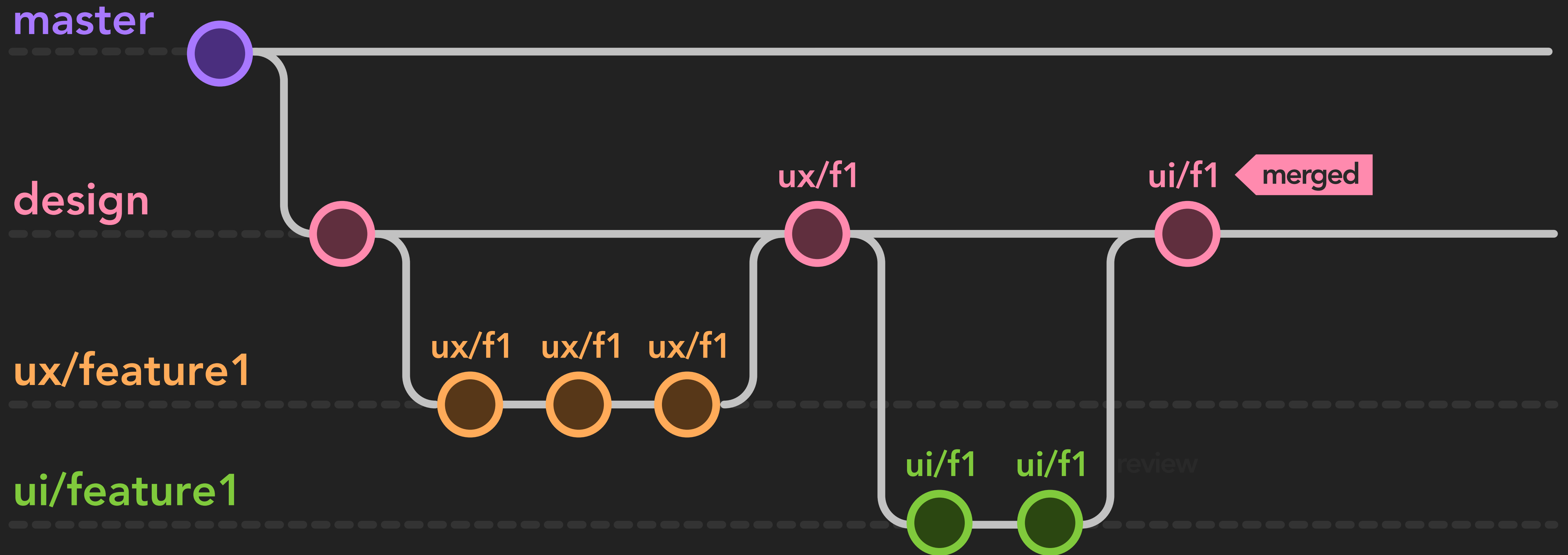


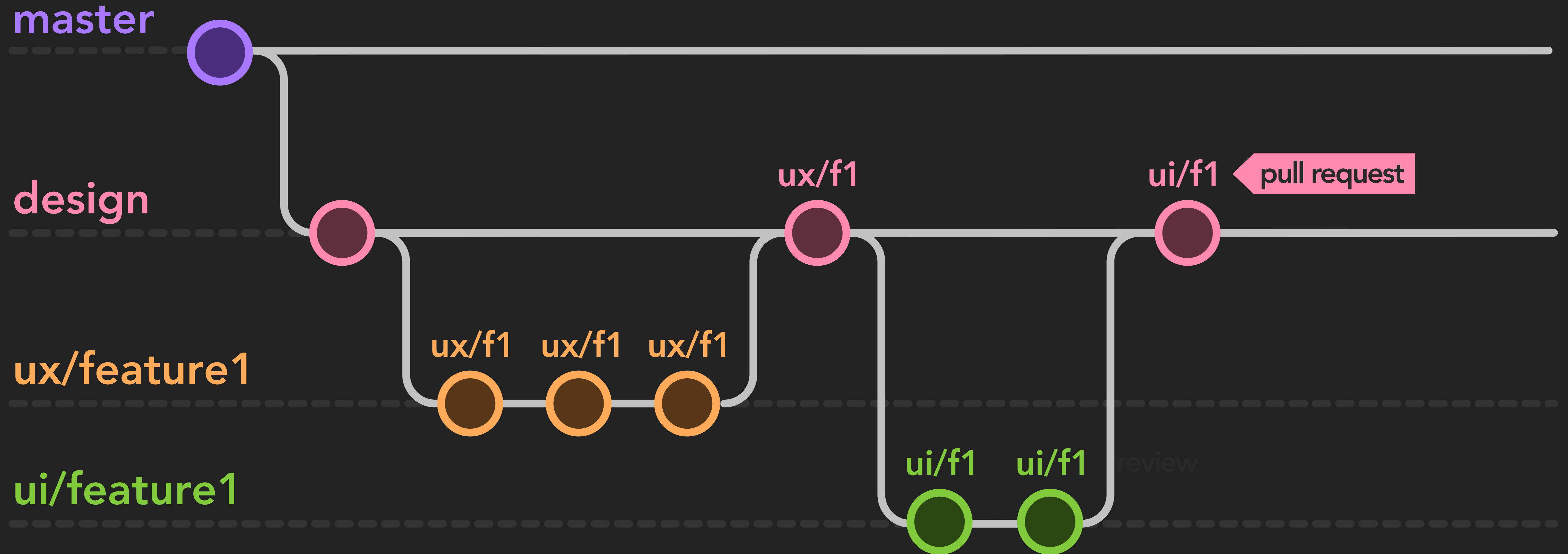


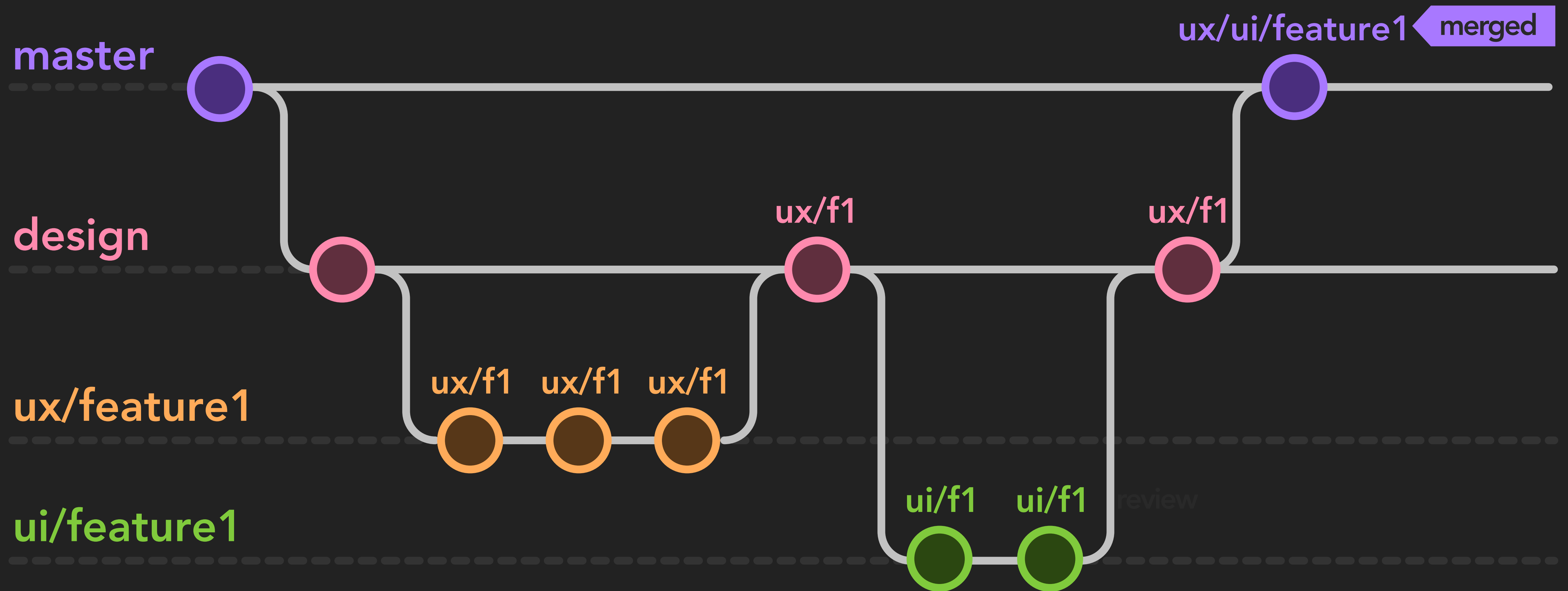


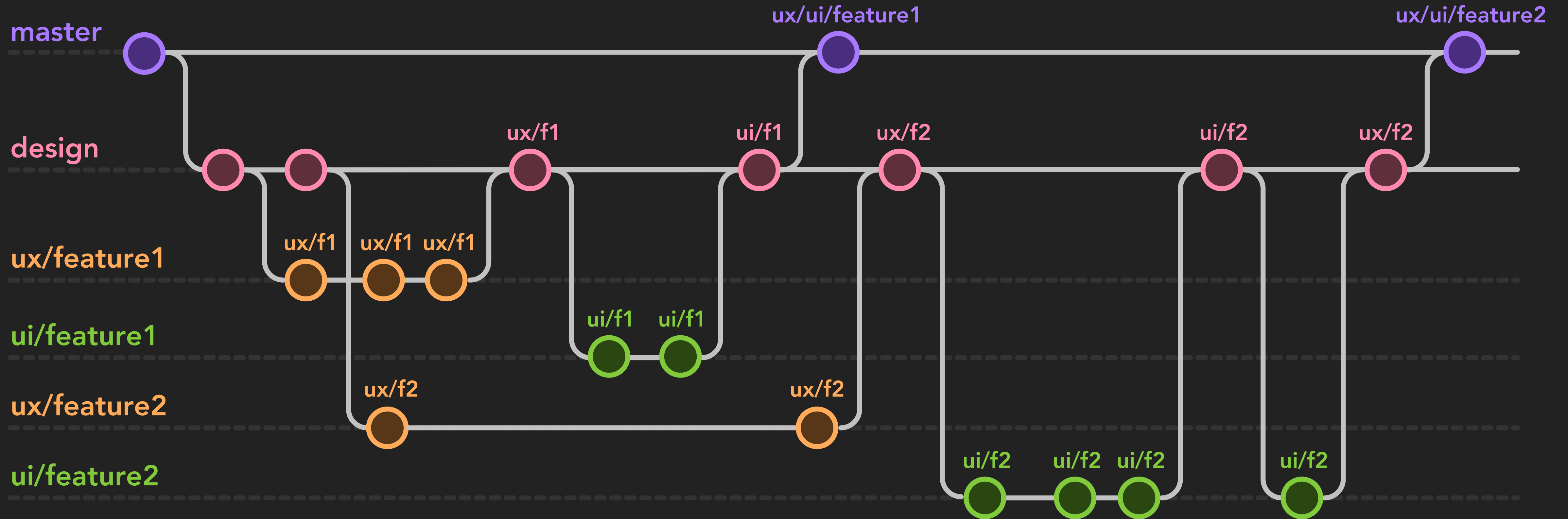













Github Desktop in 10 steps!

Let's get started!

Add a repository to GitHub Desktop to start collaborating



Filter



Your Repositories

 diogorsergio/RTL-Design



Create a Tutorial Repository...



Clone a Repository from the Internet...



Create a New Repository on your Hard Drive...



Add an Existing Repository from your Hard Drive...



ProTip! You can drag & drop an existing repository folder here to add it to Desktop

Let's get started!

Add a repository to GitHub Desktop to start collaborating

Filter

Your Repositories

🔒 anasfmatias/RTL-Design

🔒 diogorsergio/RTL-Design

Clone a Repository

GitHub.com

GitHub Enterprise Server

URL

Repository URL or GitHub username and repository
(hubot/cool-repo)

diogorsergio/RTL-Design

Local Path

/Users/anamatias/Documents/GitHub/RTL-Design

Choose...

Cancel

Clone

Clone anasfmatias/RTL-Design



ProTip! You can drag & drop an existing repository folder here to add it to Desktop

Current Repository
RTL-Design

Current Branch
ux/lightning

Publish branch

Publish this branch to GitHub

Changes

History

✓

0 changed files

Summary (required)

Description

Commit to ux/lightning

No local changes

There are no uncommitted changes in this repository. Here are some friendly suggestions for what to do next.

Publish your branch

The current branch (ux/lightning) hasn't been published to the remote yet. By publishing it to GitHub you can share it, open a pull request, and collaborate with others.

Always available in the toolbar or ⌘ P

Publish branch

Open the repository in your external editor

Select your editor in [Preferences](#)

Repository menu or ⌘ ⇧ A

Open in Sublime Text

View the files of your repository in Finder

Repository menu or ⌘ ⇧ F

Show in Finder

Open the repository page on GitHub in your browser

Repository menu or ⌘ ⇧ G

View on GitHub

Current Repository
RTL-Design

ChangesHistory

0 changed files

Summary (required)

Description

Commit to design

Current Branch
design

Fetch origin
Never fetched

BranchesPull Requests

Filter

New Branch

Default Branch

mastera month ago

Recent Branches

✓ designa month ago

Other Branches

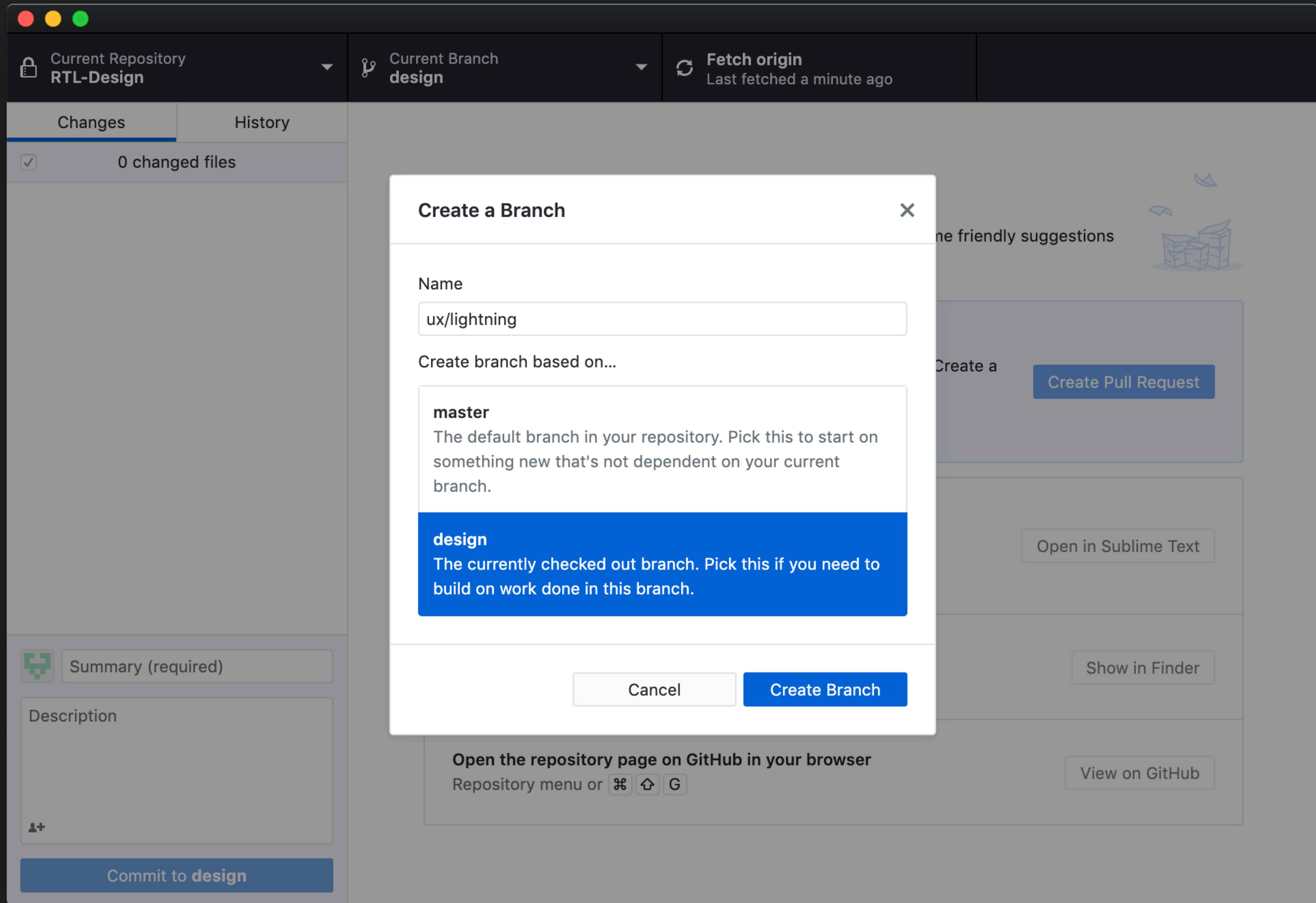
origin/readme5 hours ago

origin/ux/dashboarda month ago

origin/ux/lightning3 days ago

origin/ux/onchain3 days ago

Choose a branch to merge into design



Current Repository
RTL-Design

Current Branch
ux/lightning

Publish branch

Publish this branch to GitHub

Changes

History

0 changed files

Summary (required)

Description

Commit to ux/lightning

No local changes

There are no uncommitted changes in this repository. Here are some friendly suggestions for what to do next.

Publish your branch

The current branch (ux/lightning) hasn't been published to the remote yet. By publishing it to GitHub you can share it, open a pull request, and collaborate with others.

Always available in the toolbar or ⌘ P

Publish branch

Open the repository in your external editor

Select your editor in [Preferences](#)

Repository menu or ⌘ ⇧ A

Open in Sublime Text

View the files of your repository in Finder

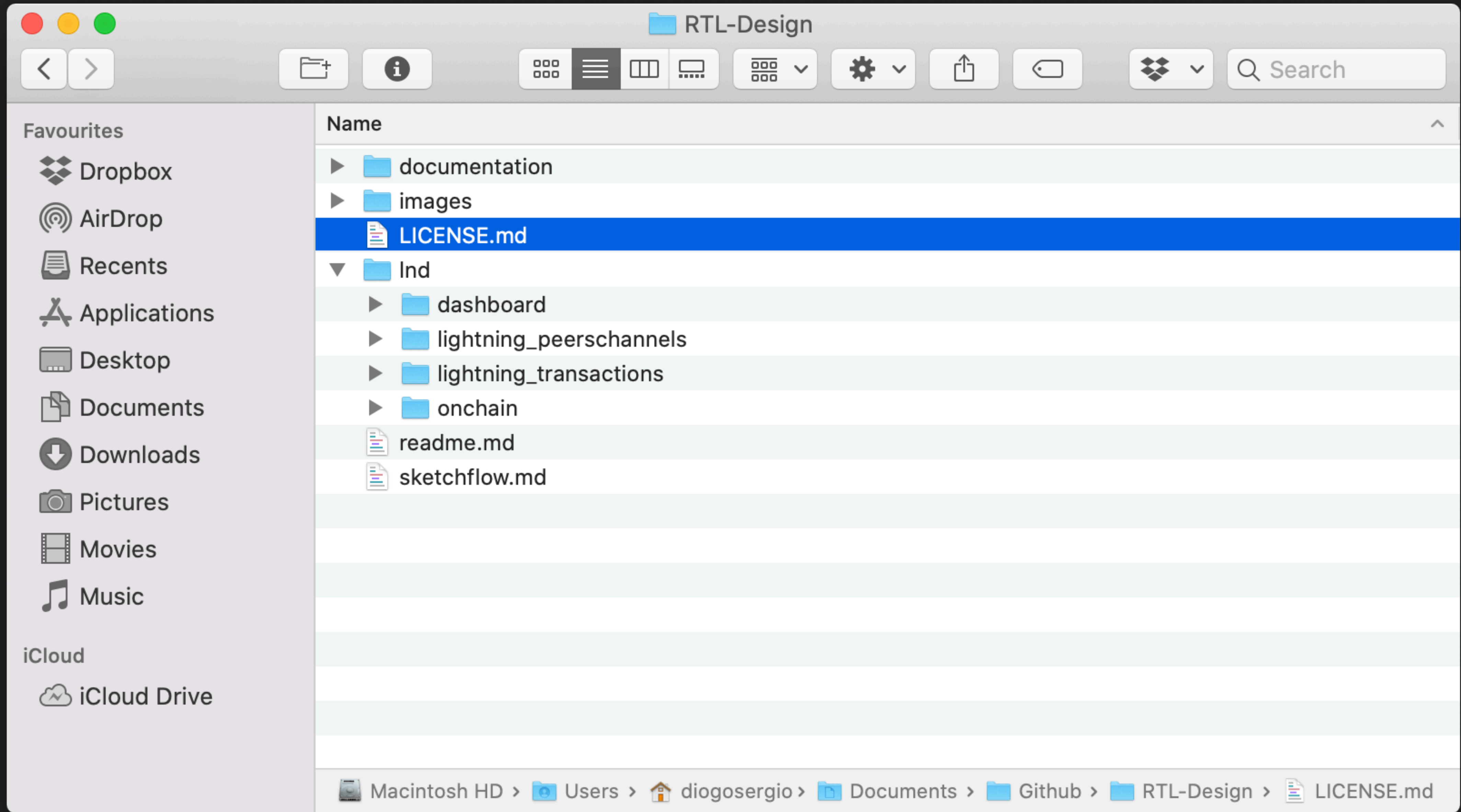
Repository menu or ⌘ ⇧ F

Show in Finder

Open the repository page on GitHub in your browser

Repository menu or ⌘ ⇧ G

View on GitHub



Current Repository
RTL-Design

Current Branch
ux/lightning

Publish branch
Publish this branch to GitHub

Changes 25

History

25 changed files

.DS_Store

.gitignore

Ind/f_lightning..._1_payments.png

Ind/f_lightnin..._2_payments.png

Ind/f_lightning/...2_1_invoices.png

Ind/f_lightning...2_2_invoices.png

Ind/f_lightning...rcode_basic.png

Ind/f_lightnin...de_advanced.png

Ind/f_lightning/.../document.json

Ind/f_lightnin...4c7977357d0.png

Ind/f_lightning.../lightning.sketch

[UX] - Lightning Transactions

Description

Commit to ux/lightning

Ind/f_lightning/exports/lightning_nav02_01_1_payments.png

Added

Amora_UK01

Dashboard

On-chain

Lightning

Peers / Channels

Transactions

Lookup

Routing

Advanced

Help

Public Key

Lightning Balance

SATS

BTC

GBP

Local Capacity

413,722

Remote Capacity

400,000

Amount you can send

Lightning Transactions

Payments

Invoices

Payment Request

Send Payment

Clear Field

Payments History

Date/Time	Memo	Fee	Value	Path (hops)	Actions
04/SET/2019 08:00	Rebalance	1	100,000	2	View Info
04/SET/2019 08:00	Rebalance	1	100,000	1	View Info
04/SET/2019 08:00	Rebalance	0	2,000,000	2	View Info
04/SET/2019 08:00	Rebalance	0	2,000,000	2	View Info

Rows per page: 10 1-4 of 4

Current Repository
RTL-Design

Current Branch
ux/lightning

Publish branch

Publish this branch to GitHub

Changes

History

✓

0 changed files

Summary (required)

Description

Commit to ux/lightning

Committed just now

[UX] - Lightning Transactions

Undo

No local changes

There are no uncommitted changes in this repository. Here are some friendly suggestions for what to do next.

Publish your branch

The current branch (ux/lightning) hasn't been published to the remote yet. By publishing it to GitHub you can share it, open a pull request, and collaborate with others.

Always available in the toolbar or ⌘ P

Publish branch

Open the repository in your external editor

Select your editor in [Preferences](#)

Repository menu or ⌘ ⇧ A

Open in Sublime Text

View the files of your repository in Finder

Repository menu or ⌘ ⇧ F

Show in Finder

Open the repository page on GitHub in your browser

Repository menu or ⌘ ⇧ G

View on GitHub

GIT-FLOW ❤️ DESIGN | @DIOGORSERGIO

Current Repository
RTL-Design

Current Branch
ux/lightning

Fetch origin
Last fetched 4 minutes ago

Changes 19

History

Ind/f_lightning/exports/lightning_nav02_01_1_payments.png

Ind/f_lightning/..._1_payments.png

Ind/f_lightnin..._2_payments.png

Ind/f_lightning/..._2_1_invoices.png

Ind/f_lightning..._2_2_invoices.png

Ind/f_lightning/.../document.json

Ind/f_lightnin...4c7977357d0.png

Ind/f_lightning.../lightning.sketch

Ind/f_lightning/sourc.../meta.json

Ind/f_lightnin...8A727D609E.json

Ind/f_lightnin...09DCA13B02.json

Ind/f_lightnin...9A467098A9.json

[UX] - Changed order of CTAs

Description

Commit to ux/lightning

Deleted

Added

Amora_UK01

Lightning Balance

SATS BTC GBP

Local Capacity 413,722 Remote Capacity 400,000

Amount you can send

Lightning Transactions

Payments Invoices

Payment Request

Send Payment Clear Field

Payments History

Date/Time	Memo	Fee	Value	Path (hops)	Actions
04/SET/2019 08:00	Rebalance	1	100,000	2	View Info
04/SET/2019 08:00	Rebalance	1	100,000	1	View Info
04/SET/2019 08:00	Rebalance	0	2,000,000	2	View Info
04/SET/2019 08:00	Rebalance	0	2,000,000	2	View Info

W: 2568px | H: 2060px | Size: 277KB

Amora_UK01

Lightning Balance

SATS BTC GBP

Local Capacity 413,722 Remote Capacity 400,000

Amount you can send

Lightning Transactions

Payments Invoices

Payment Request

Clear Field Send Payment

Payments History

Date/Time	Memo	Fee	Value	Path (hops)	Actions
04/SET/2019 08:00	Rebalance	1	100,000	2	View Info
04/SET/2019 08:00	Rebalance	1	100,000	1	View Info
04/SET/2019 08:00	Rebalance	0	2,000,000	2	View Info
04/SET/2019 08:00	Rebalance	0	2,000,000	2	View Info

W: 2568px | H: 2060px | Size: 276KB

Diff: -270B (0%)

2-up

Swipe

Onion Skin

Difference

Current Repository
RTL-Design

Current Branch
ux/lightning

Fetch origin
Last fetched a minute ago

Changes

History

0 changed files

Summary (required)

Description

Commit to ux/lightning

No local changes

There are no uncommitted changes in this repository. Here are some friendly suggestions for what to do next.

Create a Pull Request from your current branch

The current branch (ux/lightning) is already published to GitHub. Create a pull request to propose and collaborate on your changes.

Branch menu or ⌘ R

Create Pull Request

Open the repository in your external editor

Select your editor in [Preferences](#)

Repository menu or ⌘ ⇧ A

Open in Sublime Text

View the files of your repository in Finder

Repository menu or ⌘ ⇧ F

Show in Finder


Open the repository page on GitHub in your browser



Repository menu or ⌘ ⇧ G

View on GitHub

github.com

Apple Bing Google Python

 Search or jump to... Pull requests Issues Marketplace Explore

 + 

diogorsergio / RTL-Design Private

Unwatch 1 Star 0 Fork 0

<> Code

Issues 0

Pull requests 0

Projects 0


Security

Insights


Settings

Open a pull request

Create a new pull request by comparing changes across two branches. If you need to, you can also [compare across forks](#).

 base: design ← compare: ux/lightning

✓ Able to merge. These branches can be automatically merged.




[UX/UI] - Lightning Section

Write Preview

AA B i “ <> 🔗 ☰ ☷ ✓ @ 🚩 ↶

Lightning Layout

- * Payments
- * Invoices

Attach files by dragging & dropping, selecting or pasting them. 

Create pull request

Reviewers

No reviews

Assignees

No one—assign yourself

Labels

None yet

Projects

None yet

Milestone

No milestone

GIT-FLOW ❤️ DESIGN | @DIOGORSERGIO



Thats it!

What's Next?

1. Github LFS (Large File Storage)
2. Shared/Master Components
3. Github Pages
 - Design System
 - Handoff Specs / Guidelines

Thanks! 🖐️

Mail: diogosergio+fosdem@protonmail.com

Keybase: <https://keybase.io/diogorsergio>

Twitter: @diogorsergio