

Linux × VR !

**Beginner's Guide on How to Join Events in Virtual Reality from Ubuntu
using Envision and Monado, an OpenXR Alternative to SteamVR[†]**

Kawane Rio

2/2/2025

† According to feedback, this guide may be slightly biased by the author's experiences with setting up VR on Linux.
Please watch the entire presentation before proceeding with your Linux VR setup.

Linux × VR !

Beginner's Guide on How to Join Events in Virtual Reality from Ubuntu
using Envision and Monado, an OpenXR Alternative to SteamVR[†]

Kawane Rio

2/2/2025

W/ WRONG STEPS INCLUDED!

† According to feedback, this guide may be slightly biased by the author's experiences with setting up VR on Linux.

Please watch the entire presentation before proceeding with your Linux VR setup.

FOR
FOLKS WHO
CAN'T USE
THE TERMINAL!

Linux × VR !

Beginner's Guide on How to Join Events in Virtual Reality from Ubuntu
using Envision and Monado, an OpenXR Alternative to SteamVR[†]

Kawane Rio

2/2/2025

W/ WRONG STEPS INCLUDED!

† According to feedback, this guide may be slightly biased by the author's experiences with setting up VR on Linux.

Please watch the entire presentation before proceeding with your Linux VR setup.

In This Lightning Talk...

0. What is Linux?

1. What is VR?

2. What is SteamVR?

3. What is Proton?

4. Beginner's Guide on How to Join Events in VR from Ubuntu

5. What is Monado?

6. What is Envision?

7. What is WiVRn?

8. What is WlxOverlay-S?

9. Where can I learn more about VR on Linux?

What is Linux?

▶ Linux is a Free and Open Source Operating System Kernel

▼ Why Linux?

- ▶ Great Price (Gratis!)
- ▶ Freedom to Customize (Open Source)
- ▶ Extremely Versatile (from Servers to Smartphones!)
- ▶ Respects User Privacy
- ▶ No Ads
- ▶ Update Whenever You Want
- ▶ Has Software Package Managers
- ▶ Can play lots of Games! (Especially on Steam!)



Ubuntu

▶ **Ubuntu is a Linux Distribution (Distro) by Canonical**

▼ **Why Ubuntu?**

- ▶ **Beginner-Friendly**
- ▶ **Great Community**
- ▶ **Well Documented**
- ▶ **Stable LTS**
- ▶ **Secure**
- ▶ **Ready for Gaming (just install Steam)**



Canonical
Ubuntu

What is VR?

- ▶ **VR (Virtual Reality) is a Virtually Simulated 3D Reality**
- ▶ **Applications**
- ▶ **Key Components**

What is VR?

▶ **VR (Virtual Reality) is a Virtually Simulated 3D Reality**

▶ **Applications**

▼ **Key Components**

▶ **Head-Mounted Display (HMD)**

▶ **Motion Tracking**

▶ **Controllers**

▶ **Spatial Audio**



What is VR?

▶ **VR (Virtual Reality) is a Virtually Simulated 3D Reality**

▼ Applications

- ▶ Development (training, etc.)
- ▶ Collaboration
- ▶ Gaming

▼ Key Components

- ▶ Head-Mounted Display (HMD)
- ▶ Motion Tracking
- ▶ Controllers
- ▶ Spatial Audio



What is VR?

▶ VR (Virtual Reality) is a Virtually Simulated 3D Reality

▼ Applications

- ▶ Development (training, etc.)
- ▶ Collaboration

▼ Gaming

- ▶ VRChat
- ▶ Resonite
- ▶ Ovrte
- ⋮



▼ Key Components

- ▶ Head-Mounted Display (HMD)
- ▶ Motion Tracking
- ▶ Controllers
- ▶ Spatial Audio



What is VR? (Brief History)

1968: First "HMD" by Ivan Sutherland

1987: "Virtual Reality" coined by Jaron Lanier

1992: "Snow Crash" by Neal Stephenson

1995: The Nintendo Virtual Boy™

2003: Philip Rosedale creates Second Life

2012: Oculus Rift Kickstarter by Palmer Freeman Luckey

2013: High Fidelity, Inc. is founded by Philip Rosedale

2014: VRChat Inc. is founded by Graham Gaylor and Jesse Joudrey

⋮

2019: Release of Oculus Quest and Valve Index

Social VR Games/ Platforms

2014: VRChat, SteamVR

2015: Cluster, AltspaceVR,

2016: Rec Room, High Fidelity

2018: NeosVR, VirtualCast, Mozilla Hubs

2019: Lavender

2020: Vircadia, TivoliVR

2021: Helios, Vket Cloud, ChilloutVR, Horizon Worlds

2022: Overte, Somnium Space, DMM ConnectChat

2023: Resonite, αU, Planeta

2024: SuteraVR

1968

1987

1992

1995

2003

2012...2016 2018.....2025



In This Lightning Talk...

~~0. What is Linux?~~

~~1. What is VR?~~

YOU ARE HERE



2. What is SteamVR?

3. What is Proton?

4. Beginner's Guide on How to Join Events in VR from Ubuntu

5. What is Monado?

6. What is Envision?

7. What is WiVRn?

8. What is WlxOverlay-S?

9. Where can I learn more about VR on Linux?


What is SteamVR?

- ▶ VR Platform & Runtime by Valve
- ▶ Compatible with multiple HMDs
- ▶ Integrates with the Steam Store
- ▶ Uses Base Station Tracking
- ▶ Runs on Linux! with the power of Proton (Steam Play)

The Valve logo consists of the word "VALVE" in a bold, black, sans-serif font, centered within a solid red rectangular background.

What is Proton?

- ▶ Compatibility Layer by Valve, built on top of Wine and DXVK
- ▶ Designed to run Windows games on Linux via Steam
- ▶ Free and Open Source!
- ▼ Notable forks:
 - ▶ Proton-GE
 - ▶ Proton-GE-rtsp

The Valve logo, consisting of the word "VALVE" in a bold, black, sans-serif font, centered within a solid red rectangular background.

What is Proton-GE (and Proton-GE-rtsp)?

▶ Proton-GE

▶ Proton-GE-rtsp

What is Proton-GE (and Proton-GE-rtsp)?

▼ Proton-GE

- ▶ Fork of Valve's Proton by Thomas "Glorious Eggroll" Crider
- ▶ Contains Additional media foundation patches for better video playback support
- ▶ Nvidia CUDA support for PhysX and NVAPI
- ▶ AMD FSR patches
- ▶ Raw input mouse support
- ▶ Various upstream Wine patches

▶ Proton-GE-rtsp

What is Proton-GE (and Proton-GE-rtsp)?

▼ Proton-GE

- ▶ Fork of Valve's Proton by Thomas "Glorious Eggroll" Crider
- ▶ Contains Additional media foundation patches for better video playback support
- ▶ Nvidia CUDA support for PhysX and NVAPI
- ▶ AMD FSR patches
- ▶ Raw input mouse support
- ▶ Various upstream Wine patches

▼ Proton-GE-rtsp

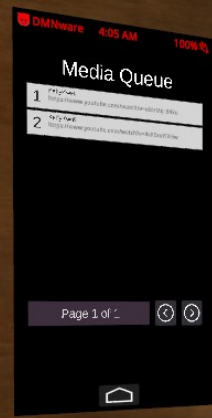
- ▶ Proton-GE fork by SpookySkeleton
- ▶ RTSP (Real-Time Streaming Protocol) support for watching livestreams in VR Platforms
- ▶ HLS Playback support
- ▶ MPEG-TS support

Proton-GE



00:01:07/00:31:53
URL... (anyone) Use YT Search app for YouTube videos

Subtitles cleared



Proton-GE-rtsp

"Did you remember everything, Ib?"

Video player /'vidi:ou 'pleɪə/
Filmudilo
pemutar video
動画プレイヤー (どうがぶれいや)
Видеоплеер
ilo lukin pi sitelen tawa 中
视频播放器 (shipin bofang)



@BLKZOR | 八黑山
3D sleeping

Proton (Hotfix)



Volume Normalization
Unity AVPro
Enter View

In This Lightning Talk...

~~0. What is Linux?~~

~~1. What is VR?~~

~~2. What is SteamVR?~~

~~3. What is Proton?~~

YOU ARE HERE



4. Beginner's Guide on How to Join Events in VR from Ubuntu

9. Where can I learn more about VR on Linux?

5. What is Monado?

6. What is Envision?

7. What is WiVRn?

8. What is Wlx-Overlay-S?

Beginner's Guide on How to Join Events in VR from Ubuntu

Beginner's Guide on How to Join Events in VR from Ubuntu

1. Install Steam
2. Play!



Ubuntu

 FOSDEM2025

Not listed?




Next

Welcome to Ubuntu 24.04.1 LTS!

Complete your setup with additional settings and we'll have you up and running in no time

[View changelog](#)



[Previous](#)

Ubuntu Pro

[Next](#)

Enable Ubuntu Pro



Upgrade this machine to Ubuntu Pro. Free for up to 5 machines.

- Get security updates on a wide range of packages until 2034
- Fulfill FedRAMP, FIPS, STIG and HIPAA and other compliance and hardening requirements with certified tooling and crypto-modules

Learn more at ubuntu.com/pro.

Enable Ubuntu Pro now, or skip this step.

Enable Ubuntu Pro

Skip for now

You can always enable Ubuntu Pro later via the Software & Updates application

[Previous](#)

Help improve Ubuntu

[Next](#)

Help improve Ubuntu

Help us improve Ubuntu by sharing your system data with us. This includes things like your machine model, installed software and the location you chose for your timezone.

 Yes, share system data with the Ubuntu team No, don't share system data[Show the First Report](#)[Legal notice](#)


[Previous](#)

Ready to go

[Finish](#)

Get started with more applications

Ubuntu's App Center has a range of apps you can get started with.

[Open App Center](#)

App Center

Explore

Featured

Productivity

Development

Games

 Manag... 7

About

Jump start your desktop

[Discover more](#)


Transmission

Sameer Sharma

Download and share files over BitTorrent



Cheese

Ken VanDine +

Take photos and videos with your webcam, with fun graphical effects



remmina

Remmina Upstream Developers ✓

Remote Desktop Client



GNOME Calendar

Canonical ✓

Calendar for GNOME



GNOME Mahjongg



GNOME Mines

App Center

- Explore
- Featured
- Productivity
- Development
- Games

Manag... 7

About

Snap packages

Steam

Defold

Matterbridge

Debian packages

Steam (installer)

steam-devices

GameHub

[See all results for "Steam"](#)

Jump start your

[Discover more](#)


Transmission

Sameer Sharma

Download and share



remmina

Remmina Upstream Developers ✓

Remote Desktop Client



GNOME Calendar

Canonical ✓

Calendar for GNOME



GNOME Mahjongg



GNOME Mines

App Center





Explore

Featured

Productivity

Development

Games



Steam

Canonical

Games



Channel

latest/stable 1.0.0.81

 Confinement
 Strict

 Download size
 225.34 MB

 License
 Proprietary

 Version
 1.0.0.81

 Published
 Oct 24, 2024

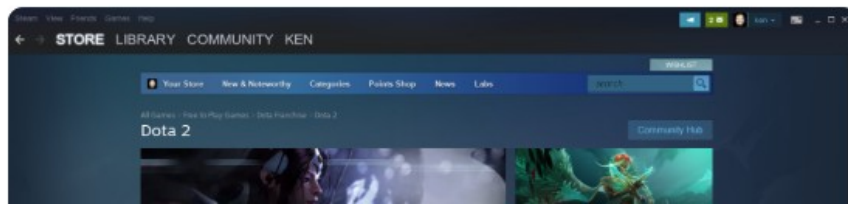
Links

[Developer website](#)
[Contact Canonical](#)

Gallery

 Manag... 7

About



App Center



Steam



Explore

Featured

Productivity

Development

Games




Steam

Canonical



Authentication Required

Authentication is required to install, update, or remove packages



FOSDEM2025

Password



Cancel

Authenticate

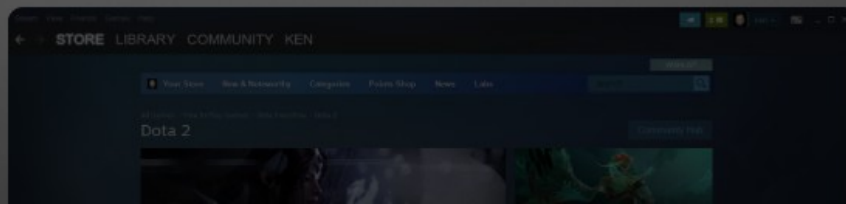
Channel

Confinement
Strict Published
Oct 24, 2024Version
1.0.0.81

Gallery

Manag...

About



App Center

- Explore
- Featured
- Productivity
- Development
- Games

- Manag... 7
- About



Steam

Canonical

Games



Channel

latest/stable 1.0.0.81

Confinement
Strict

Download size
225.34 MB

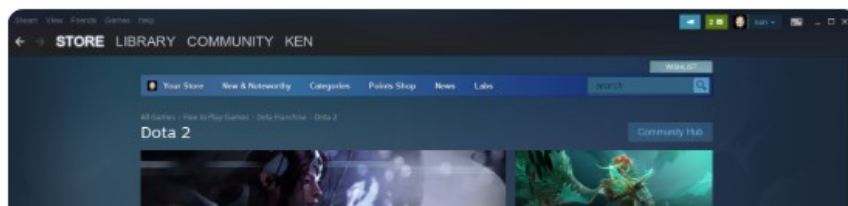
License
Proprietary

Version
1.0.0.81

Published
Oct 24, 2024

Links
[Developer website](#)
[Contact Canonical](#)

Gallery



App Center

Explore

☆ Featured

🕒 Productivity

🔧 Development

📱 Games

☰ Manag... 7

🔍 About

🔍 Steam



Steam

Canonical

Games



Channel

latest/stable 1.0.0.81

Open



3501 votes

Good

Confinement

Strict

Download size

225.34 MB

License

Proprietary

Version

1.0.0.81

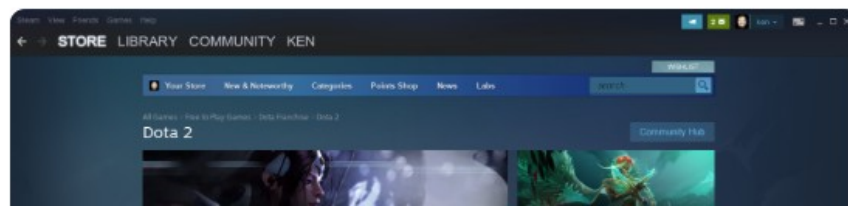
Published

Oct 24, 2024

Links

[Developer website](#)[Contact Canonical](#)

Gallery



App Center





Explore

Featured

Productivity

Development

Games



Steam

Canonical

Games



Channel

latest/stable 1.0.0.81



Open



3501 votes

Good

Version

1.0.0.81

Updating Steam...

Downloading update (15854 of 487599 KB)...

Cancel

ad size

MB

License

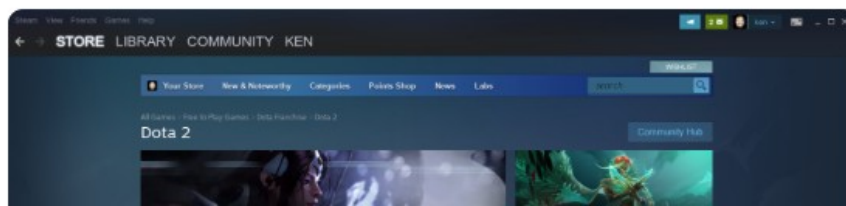
Proprietary

[Developer website](#)
[Contact Canonical](#)

Gallery

 Manag... 7

About



App Center





Explore

Featured

Productivity

Development

Games



Steam

Canonical

Games



Channel

latest/stable 1.0.0.81



Open



3501 votes

Good

Version

1.0.0.81

Updating Steam...

Downloading update (483154 of 487599 KB)...

Cancel

ad size

MB

License

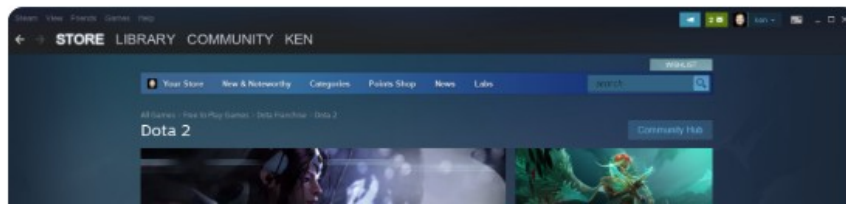
Proprietary

[Developer website](#)
[Contact Canonical](#)

Gallery

 Manag... 7

About



App Center





Explore

Featured

Productivity

Development

Games



Steam

Canonical

Games



Channel

latest/stable 1.0.0.81



Open

3501 votes
GoodVersion
1.0.0.81

Progress

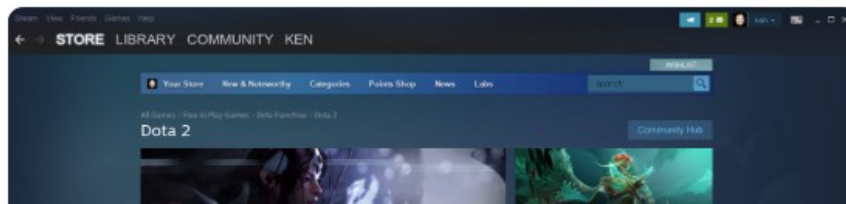
Unpacking Steam Runtime

License
Proprietary
[Website](#)
[Contact Canonical](#)

Gallery

 Manag... 7

About




App Center

- Explore
- Featured
- Productivity
- Development
- Games

- Manag... 7
- About

Search Steam





SIGN IN WITH ACCOUNT NAME


PASSWORD

Remember me

Sign in

[Help, I can't sign in](#)

OR SIGN IN WITH QR



Use the [Steam Mobile App](#) to sign in via QR code

Don't have a Steam account? [Create a Free Account](#)

ense
proprietary

STORE LIBRARY COMMUNITY KEN


Year Store New & Noteworthy Categories Points Shop News Labs

SEARCH

All Games > Free to Play Games > Dota 2

Dota 2

Community Hub



STEAM REAL-TIME STRATEGY FEST

DISCOUNTS, DEMOS, AND MORE
NOW - JAN 27 AT 10 AM PACIFIC

FEATURED & RECOMMENDED



STEAM DECK



shapez

STEAM REAL-TIME STRATEGY FEST

DISCOUNTS, DEMOS, AND MORE
NOW - JAN 27 AT 10 AM PACIFIC

VRChat
Free

Artificial Life 2061: Cybersys - Diva Of The

Gundam Girl Studio for VRChat and Vroid
¥ 700


Zoo Studio Full X Robot Studio for VRChat
¥ 1,140

VRChat Inc.

FEATURED & RECOMMENDED



STEAM DECK



Tank Force: Online Shooter Game



Wishlist (7)

Cart (4)



Your Store

New & Noteworthy

Categories

Points Shop

News

Labs

search



All Games > Massively Multiplayer Games > VRChat

VRChat

Community Hub



Join our growing community as you explore, play, and help craft the future of social VR. Create worlds and custom avatars. Welcome to VRChat.

RECENT REVIEWS: **Mostly Positive** (2,684)ALL REVIEWS: **Mostly Positive** (232,419)

RELEASE DATE: 1 Feb, 2017

DEVELOPER: VRChat Inc.

PUBLISHER: VRChat Inc.

Popular user-defined tags for this product:

VR

Free to Play

Multiplayer

Anime

Memes





with our SDK



and custom avatars, welcome to VRChat.

RECENT REVIEWS: **Mostly Positive** (2,684)

ALL REVIEWS: **Mostly Positive** (232,419)

RELEASE DATE: 1 Feb, 2017

DEVELOPER: VRChat Inc.

PUBLISHER: VRChat Inc.

Popular user-defined tags for this product:

- VR
- Free to Play
- Multiplayer
- Anime
- Memes
- +

Following Ignore


[View Your Queue](#)

IN LIBRARY VRChat is already in your Steam library

Play Now 20.4 hrs last two weeks / 3,875.1 hrs on record

Write a review for VRChat

Please describe what you liked or disliked about this game and whether you recommend it to others. Please remember to be polite and follow the **Rules and Guidelines**.



VRChat ✕

An error occurred while launching this game: Invalid platform

Close



STEAM REAL-TIME STRATEGY FEST

DISCOUNTS, DEMOS, AND MORE
NOW - JAN 27 AT 10 AM PACIFIC

FEATURED & RECOMMENDED



STEAM DECK



shapez

- Change Account...
- Sign Out...
- Go Offline...
- Check for Steam Client Updates...
- Restore Game Backup...
- Settings
- Exit


STEAM REAL-TIME STRATEGY FEST

DISCOUNTS, DEMOS, AND MORE
NOW - JAN 27 AT 10 AM PACIFIC

FEATURED & RECOMMENDED



STEAM DECK



Riichi City



STEAM SETTINGS

- Account
- Friends & Chat
- Family
- Security
- Notifications
- Interface
- Library
- Downloads
- Storage
- Cloud
- In Game
- Compatibility
- Controller
- Game Recording
- Voice
- Remote Play

Account



KawaneRio
Online

View Profile

Add Funds

Privacy Settings
Profile, Games, Inventory, Etc

Account Details
Store, Security, Family, Devices

Friend Code 369692040


Add Friends

Email Address rio.kawane@gmail.com

Change Email Address

VAC Status No VAC Bans on account

Learn More



and Nobody



STEAM DECK

+ Add a Game



STEAM SETTINGS

- Account
- Friends & Chat
- Family
- Security
- Notifications
- Interface
- Library
- Downloads
- Storage
- Cloud
- In Game
- Compatibility**
- Controller
- Game Recording
- Voice
- Remote Play

Account



KawaneRio
Online

View Profile

Add Funds

Privacy Settings
Profile, Games, Inventory, Etc

Account Details
Store, Security, Family, Devices

Friend Code 369692040

Add Friends

Email Address rio.kawane@gmail.com

Change Email Address

VAC Status No VAC Bans on account

Learn More



ivilization VII



STEAM DECK

+ Add a Game



Steam View Friends Game

← → **STORE** LIBRARY

https://store.steampowered.com



STEAM DECK

+ Add a Game

STEAM SETTINGS


- Account
- Friends & Chat
- Family
- Security
- Notifications
- Interface
- Library
- Downloads
- Storage
- Cloud
- In Game
- Compatibility**
- Controller
- Game Recording
- Voice
- Remote Play

Compatibility

Steam Play is enabled for supported titles

Enable Steam Play for all other titles

You can use Steam Play to test games in your library that have not been verified with a supported compatibility tool.



Friends & Chat



Steam View Friends Game

← → **STORE** LIBRARY

https://store.steampowered.com/

STEAM DECK

+ Add a Game

STEAM SETTINGS

- Account
- Friends & Chat
- Family
- Security
- Notifications
- Interface
- Library
- Downloads
- Storage
- Cloud
- In Game
- Compatibility
- Controller
- Game Recording
- Voice
- Remote Play

Compatibility

Steam Play is enabled for supported titles

Enable Steam Play for all other titles

You can use Steam Play to test games in your library that have not been verified with a supported compatibility tool.

Run other titles with:

Proton Hotfix

Restart Required

You will need to restart Steam in order to apply your Steam Play settings.

Restart

Restart Later

waneRio

list (7) Cart (4)

Line Idle RPG

Friends & Chat

App Center

Explore

☆ Featured

🕒 Productivity

🔧 Development

📱 Games

☰ Manag... 7

🔍 About

Q Steam



Steam

Canonical

Games



Channel

latest/stable 1.0.0.81

Open



3501 votes

Good

Confinement

Strict

Download size

225.34 MB

License

Proprietary

Version

1.0.0.81

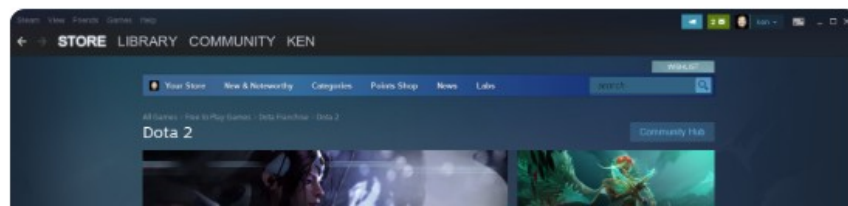
Published

Oct 24, 2024

Links

[Developer website](#)[Contact Canonical](#)

Gallery





Wishlist (7)

Cart (4)

STEAM REAL-TIME STRATEGY FEST

DISCOUNTS, DEMOS, AND MORE
NOW - JAN 27 AT 10 AM PACIFIC

FEATURED & RECOMMENDED



STEAM DECK



shapez

STEAM REAL-TIME STRATEGY FEST

DISCOUNTS, DEMOS, AND MORE
NOW - JAN 27 AT 10 AM PACIFIC

VRChat
Free

Artificial Life 2061: Cybersys - Diva Of The

Gundam Girl Studio for VRChat and Vroid
¥ 700


Zoo Studio Full X Robot Studio for VRChat
¥ 1,140

VRChat Inc.

FEATURED & RECOMMENDED



STEAM DECK



Tank Force: Online Shooter Game



Wishlist (7)

Cart (4)



Your Store

New & Noteworthy

Categories

Points Shop

News

Labs

search



All Games > Massively Multiplayer Games > VRChat

VRChat

Community Hub



Join our growing community as you explore, play, and help craft the future of social VR. Create worlds and custom avatars. Welcome to VRChat.

RECENT REVIEWS: **Mostly Positive** (2,684)ALL REVIEWS: **Mostly Positive** (232,419)

RELEASE DATE: 1 Feb, 2017

DEVELOPER: VRChat Inc.

PUBLISHER: VRChat Inc.

Popular user-defined tags for this product:

VR Free to Play Multiplayer Anime Memes +



with our SDK



and custom avatars. welcome to VRChat.

RECENT REVIEWS: **Mostly Positive** (2,684)

ALL REVIEWS: **Mostly Positive** (232,419)

RELEASE DATE: 1 Feb, 2017

DEVELOPER: VRChat Inc.

PUBLISHER: VRChat Inc.

Popular user-defined tags for this product:

- VR
- Free to Play
- Multiplayer
- Anime
- Memes
- +



Following Ignore ▾


View Your Queue ⇨

IN LIBRARY VRChat is already in your Steam library


Play Now 20.4 hrs last two weeks / 3,875.1 hrs on record

Write a review for VRChat


Please describe what you liked or disliked about this game and whether you recommend it to others. Please remember to be polite and follow the **Rules and Guidelines**.




Install


VRChat
1.04 GB

Create desktop shortcut
 Create an application shortcut

INSTALL TO: 

 /usr/lib/modules ★ 7.95 GB FREE

Install
Cancel



EULA

Please read this agreement in its entirety. You must agree to the terms of the EULA to play VRChat

*Please see the following URL for a fully formatted version of these terms:
<https://hello.vrchat.com/legal>*

Terms of Service

Last Updated: November 18, 2024

Welcome, and thank you for your interest in VRChat Inc. ("VRChat," "we," or "us") and our website at www.vrchat.com, along with our related websites, networks, desktop applications (each, a "Desktop Client"), VR headset applications (each, a "VR Client"), mobile applications (each, a "Mobile Client" and together with any Desktop Clients and VR Clients, "Clients"), software development kits for use in connection with any technology or services made available by or on behalf of VRChat (each, an "SDK"), and other services provided by us (collectively, including any Clients and SDKs, the "Platform"). These VRChat Terms of Service (these "Terms"), are a legally binding contract between you and VRChat regarding your use of the Platform.

PLEASE READ THE FOLLOWING TERMS CAREFULLY. BY CLICKING "I ACCEPT," OR BY USING THE PLATFORM OR ANY PART OF THE PLATFORM, YOU ACKNOWLEDGE THAT YOU HAVE READ, UNDERSTOOD, AND AGREE TO BE BOUND BY THESE TERMS. If you are not eligible, or do not agree to these Terms, then you do not have

Accept

Cancel

EULA

Please read this agreement in its entirety. You must agree to the terms of the EULA to play VRChat

12. Changes and Updates to this Policy

Please revisit this page periodically to stay aware of any changes to this Policy, which we may update from time to time. If we modify this Policy, we will make it available through the Platform, and indicate the effective date. In the event that the modifications materially alter your rights or obligations hereunder, we will make reasonable efforts to notify you of the change. For example, we may send a message to your email address, if we have one on file, or generate a pop-up or similar notification when you access the Platform for the first time after such material changes are made. Your continued use of the Platform after the revised Policy has become effective indicates that you have read, understood and agreed to the current version of this Policy.

13. How to Contact Us

VRChat Inc. (located at 548 Market St., PMB 93053, San Francisco, CA 04104-5401, United States) is the entity responsible for the processing of your Personal Information. Please contact us with any questions or comments about this Policy, Personal Information we have collected or otherwise obtained about you, our use and disclosure practices, or your consent choices by contacting us at <https://vrch.at/support>.

Accept

Cancel



Join our growing community as you explore, play, and help craft the future of social VR. Create worlds and custom avatars. Welcome to VRChat.

RECENT REVIEWS: **Mostly Positive** (2,684)

ALL REVIEWS: **Mostly Positive** (232,419)

RELEASE DATE: 1 Feb, 2017

DEVELOPER: VRChat Inc.

PUBLISHER: VRChat Inc.

Popular user-defined tags for this product:

[VR](#) [Free to Play](#) [Multiplayer](#) [Anime](#) [Memes](#) [+](#)



Following

Ignore ▾

[View Your Queue](#) ⇨

☰ IN LIBRARY

VRChat is already in your Steam library

[Play Now](#)

20.4 hrs last two weeks / 3,875.1 hrs on record

[Write a review for VRChat](#)

NETWORK 67.6 Mbps | PEAK 67.6 Mbps | DISK USAGE 241.4 Mbps [Settings icon]

Downloading data 176.5 MB / 1.0 GB [Download icon]




Installing files 5%

Estimated 01:46 remaining [Pause icon]



Up Next (3)

Auto-updates enabled

- 
Steam Linux Runtime 3.0 (sniper)
Steam Linux Runtime 3.0 (sniper)
NEXT
[Download icon]
- 
Proton Hotfix
Proton Hotfix
[Download icon]
- 
Steamworks Common Redistributables
[Download icon]


Home

Search results

VRChat

GAMES (1)

VRChat - 61%



PAUSE

VERIFYING
Verifying

LAST PLAYED
Today

PLAY TIME
4,012 hours



Store Page Community Hub Discussions Guides Support

You've played for 4011 hours
Would you recommend this game to other players?
Yes No Maybe Later

FEATURED
NEWS - DEC 4, 2024

FRIENDS WHO PLAY
1 friend is playing right now

Add a Game

VR Verifying 61%

Friends & Chat



Home

Search results

VRChat

GAMES (1)

VRChat - 100%



PAUSE FINALIZING Finalizing LAST PLAYED Today PLAY TIME 4,012 hours

Store Page Community Hub Discussions Guides Support

You've played for 4011 hours
Would you recommend this game to other players?

Yes No Maybe Later

FEATURED

NEWS - DEC 4, 2024

FRIENDS

1 friend is

Download Complete Proton Hotfix
Your game is ready to play

Download Complete Steamworks Common Redistributa...
Your game is ready to play


Home

Search results

VRChat

GAMES (1)

VR VRChat



▶ PLAY

LAST PLAYED Today

PLAY TIME 4,012 hours

Settings, Info, Favorites icons

Store Page Community Hub Discussions Guides Support

You've played for 4011 hours Would you recommend this game to other players? Yes No Maybe Later

FEATURED NEWS - DEC 4, 2024

FRIENDS WHO PLAY 1 friend is playing right now

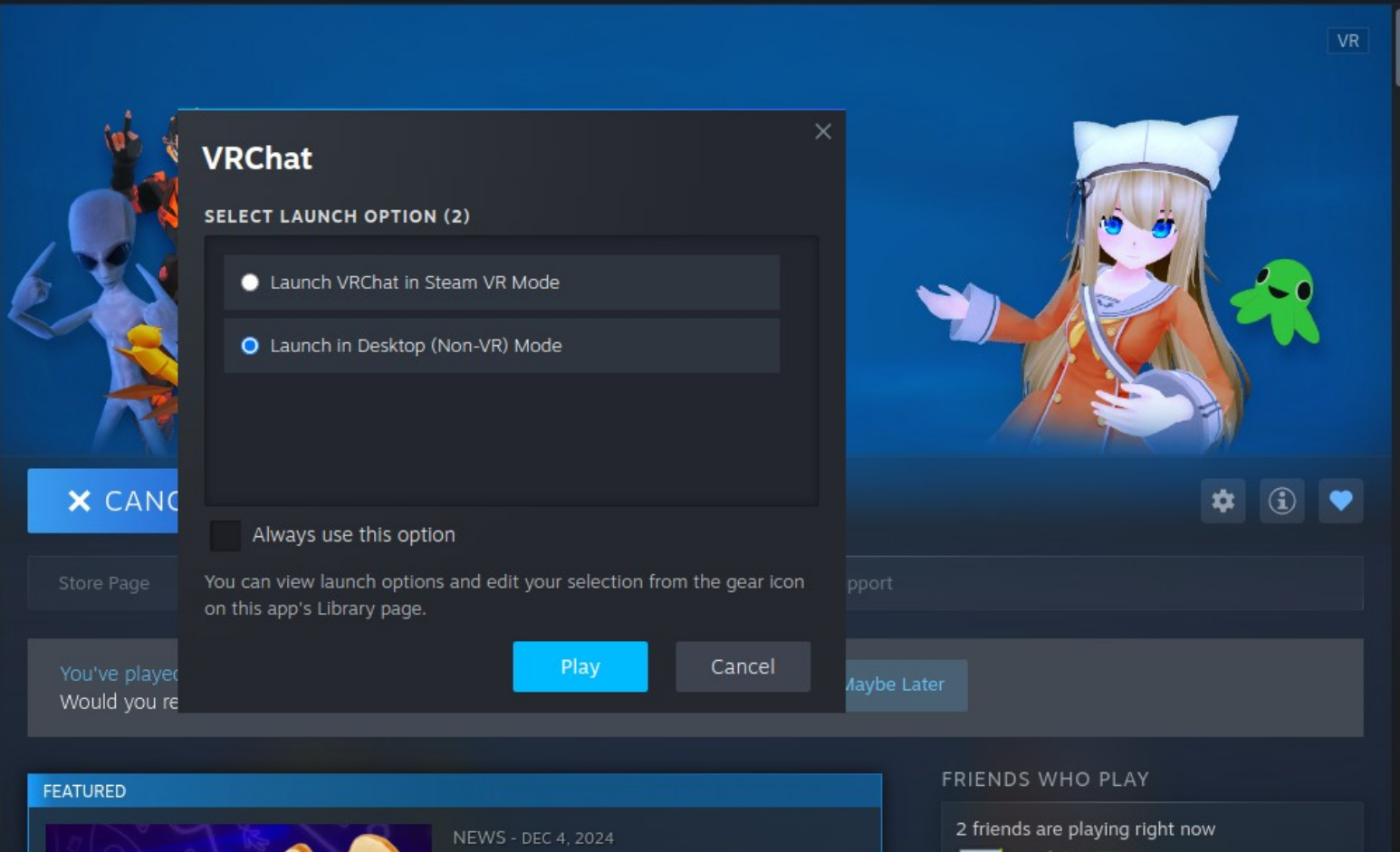
Home

Search results

VRChat

GAMES (1)

VRChat - Launching



VRChat

SELECT LAUNCH OPTION (2)

- Launch VRChat in Steam VR Mode
- Launch in Desktop (Non-VR) Mode

Always use this option

Play **Cancel**

Support

Maybe Later

FEATURED

NEWS - DEC 4, 2024

FRIENDS WHO PLAY

2 friends are playing right now

X CANCEL

Store Page

You've played
Would you re

You can view launch options and edit your selection from the gear icon on this app's Library page.

Play

Cancel


Home

Search results

VRChat

GAMES (1)

VRChat - Launching



X CANCEL

LAUNCHING
Downloading content (0%)

LAST PLAYED
Today

PLAY TIME
4,012 hours



Store Page **Community Hub** Discussions Guides Support

You've played for 4011 hours
Would you recommend this game to other players?
Yes No Maybe Later

FEATURED
NEWS - DEC 4, 2024

FRIENDS WHO PLAY
1 friend is playing right now




Home [Grid icon]

Search results [Filter icon] [Refresh icon] [Clear icon]

VRChat [Close icon] [Menu icon]

— GAMES (1)

VRChat - Launching



X CANCEL

LAUNCHING
Downloading content (57%)

LAST PLAYED
Today

PLAY TIME
4,012 hours



[Store Page](#) [Community Hub](#) [Discussions](#) [Guides](#) [Support](#)

You've played for 4011 hours
Would you recommend this game to other players?

Yes No Maybe Later

FEATURED

NEWS - DEC 4, 2024

FRIENDS WHO PLAY

2 friends are playing right now

+ Add a Game

Downloading 6 of 7 56%

Friends & Chat


Home

Search results

VRChat

GAMES (1)

VR VRChat - Launching



X CANCEL

LAUNCHING
Running install script (Microsoft VC Redistributable)

LAST PLAYED
Today

PLAY TIME
4,012 hours

Settings, Info, Favorites icons

Store Page Community Hub Discussions Guides Support

You've played for 4011 hours
Would you recommend this game to other players?
Yes No Maybe Later

FEATURED
NEWS - DEC 4, 2024

FRIENDS WHO PLAY
2 friends are playing right now


Home

Search results

VRChat

GAMES (1)

VR VRChat



▶ PLAY

LAST PLAYED Today

PLAY TIME 3,875.1 hours

Settings, Info, Favorites icons

Store Page Community Hub Discussions Guides Support

You've played for 3875 hours. Would you recommend this game to other players? Yes No Maybe Later

FEATURED NEWS - DEC 4, 2024

FRIENDS WHO PLAY 2 friends are playing right now


Home

Search results

VRChat

— GAMES (1)

VR VRChat - Launching



VRChat

SELECT LAUNCH OPTION (2)

- Launch VRChat in Steam VR Mode
- Launch in Desktop (Non-VR) Mode

Always use this option

Play Cancel

Support

Maybe Later

FEATURED

NEWS - DEC 4, 2024

FRIENDS WHO PLAY

2 friends are playing right now

X CANCEL

Store Page

You've played
Would you re

You can view launch options and edit your selection from the gear icon on this app's Library page.

Play

Cancel

Settings, Info, Favorite icons


Home

Search results

VRChat

GAMES (1)

VR VRChat - Running



VR

STOP

LAST PLAYED Today

PLAY TIME 3,875.1 hours

Settings, Info, Favorites icons

Store Page Community Hub Discussions Guides Support

You've played for 3875 hours. Would you recommend this game to other players? Yes No Maybe Later

FEATURED NEWS - DEC 4, 2024

FRIENDS WHO PLAY 2 friends are playing right now


Home

Search results

VRChat

GAMES (1)

VR VRChat



▶ PLAY

LAST PLAYED Today

PLAY TIME 3,875.1 hours

Settings, Info, Favorites icons

Store Page Community Hub Discussions Guides Support

You've played for 3875 hours. Would you recommend this game to other players? Yes No Maybe Later

FEATURED NEWS - DEC 4, 2024

FRIENDS WHO PLAY 2 friends are playing right now

Beginner's Guide on How to Join Events in VR from Ubuntu

1. Install Steam
2. Play!

Beginner's Guide on How to Join Events in VR from Ubuntu

1. UPDATE YOUR SYSTEM

-Log-in as Xorg from bottom-right corner of the log-in screen

2. Install Graphic Drivers

Steam-VR will NOT WORK on GNOME-Wayland!

3. Upgrade All Drivers

4. Install Steam

*- installer !!
Do NOT Install Steam Snap NOR Steam-Flatpak*

5. Install Proton-GE

6. Install Envision

7. Install Wlx-Overlay-S

SANDBOX APPS WILL NOT WORK WITH STEAM-VR !!

8. Start Envision, then Wlx-Overlay-S, and then your OpenXR App/Game

AMD GPU
→ `ppa:kisak/kisak-mesa`
& Install CoreCtrl

NVIDIA GPU
→ `ppa:graphics-drivers/ppa`

i. Enable Steam Play
ii. Set Default to Proton-Experimental
iii. Set Interface to Steam Beta



Home

Q Type to search



Additional...



Clocks



Calendar



Camera



Firmware ...



Videos



Calculator



Image Vie...



Document ...



Language ...



Settings



LibreOffice



System Mo...



LibreOffic...



Terminal



Utilities



LibreOffic...



LibreOffic...



LibreOffic...



Power Sta...



Proton 9.0



Proton Ex...



Proton Ho...



Remmina

🔍 software update



Software & Up...



Software Upda...



Software Updater



Checking for updates...




Stop

Querying software sources



Home



Software Updater



Updated software is available for this computer. Do you want to install it now?


> Details of updates

696.5 MB will be downloaded.


Settings...

Remind Me Later

Install Now



Home



Software Updater

Installing updates...


Cancel

Waiting for authentication

[Details](#)

Authentication Required

To install or remove software, you need to
authenticate.



FOSDEM2025

Password



Cancel

Authenticate



Home

Software Updater

Installing updates...




Cancel

Downloading libopenjp2-7:i386

> Details



Home



Software Updater



The computer needs to restart to finish installing updates.

Settings...

Restart Later

Restart Now



Home

- 🔥
- 🐦
- 📁
- 🎵
- 📄
- 📦
- ?
- 🔄
- ♻️
- 🔄



Ubuntu

 FOSDEM2025

Not listed?





Home

Beginner's Guide on How to Join Events in VR from Ubuntu

1. UPDATE YOUR SYSTEM

-Log-in as Xorg from bottom-right corner of the log-in screen

2. Install Graphic Drivers

Steam-VR will NOT WORK on GNOME-Wayland!

3. Upgrade All Drivers

4. Install Steam

*- installer !!
Do NOT Install Steam-Snap
OR Steam-Flatpak*

5. Install Proton-GE

6. Install Envision

7. Install Wlx-Overlay-S

SANDBOX APPS WILL NOT WORK WITH STEAM-VR !!

8. Start Envision, then Wlx-Overlay-S, and then your OpenXR App/Game

AMD GPU
→ `ppa:kisak/kisak-mesa`
& Install CoreCtrl

NVIDIA GPU
→ `ppa:graphics-drivers/ppa`

i. Enable Steam Play
ii. Set Default to Proton-Experimental
iii. Set Interface to Steam Beta

Beginner's Guide on How to Join Events in VR from Ubuntu

1. UPDATE YOUR SYSTEM

-Log-in as Xorg from bottom-right corner of the log-in screen

2. Install Graphic Drivers

Steam-VR will NOT WORK on GNOME-Wayland!

3. Upgrade All Drivers

4. Install Steam

*- installer !!
Do NOT Install Steam Snap NOR Steam-Flatpak*

5. Install Proton-GE

6. Install Envision

7. Install Wlx-Overlay-S

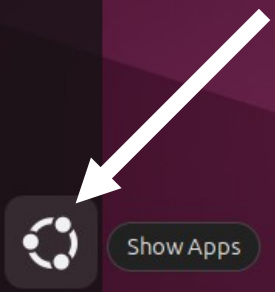
SANDBOX APPS WILL NOT WORK WITH STEAM-VR !!

8. Start Envision, then Wlx-Overlay-S, and then your OpenXR App/Game

AMD GPU
→ ppa:kisak/kisak-mesa & Install CoreCtrl

NVIDIA GPU
→ ppa:graphics-drivers/ppa

i. Enable Steam Play
ii. Set Default to Proton-Experimental
iii. Set Interface to Steam Beta



Show Apps



Home

Q Type to search



Clocks



Videos



Additional...



Calculator



Calendar



Camera



Document ...



Firmware ...



Settings



Image Vie...



System Mo...



Language ...



LibreOffice



Terminal



LibreOffic...



Utilities



LibreOffice Draw



LibreOffic...



LibreOffic...



Power Sta...



Proton 9.0



Proton Ex...



Proton Ho...



Remmina



🔍 software & update| ✕




Software & Up...



Software Upda...



Software & Updates



Ubuntu Software

Other Software

Updates

Authentication

Additional Drivers

Developer Options

Ubuntu Pro

Downloadable from the Internet

- Canonical-supported free and open-source software (main)
- Community-maintained free and open-source software (universe)
- Proprietary drivers for devices (restricted)
- Software restricted by copyright or legal issues (multiverse)
- Source code

Download from: Main server

**Installable from CD-ROM/DVD**

To install from a CD-ROM or DVD, insert the medium into the drive.


Revert

Close



Home

Software & Updates



Ubuntu Software Other Software Updates Authentication Additional Drivers Developer Options Ubuntu Pro

<http://archive.ubuntu.com/ubuntu/> noble noble-updates noble-backports main restricted universe multiverse

Add...

Edit...

Remove

Add Volume...


Revert

Close



Home

Software & Updates




Ubuntu Software Other Software Updates Authentication Additional Drivers Developer Options Ubuntu Pro

<http://archive.ubuntu.com/ubuntu/> noble noble-updates noble-backports main restricted universe multiverse



Software & Updates

Ubuntu Software Other Software Updates Authentication Additional Drivers Developer Options Ubuntu Pro <http://archive.ubuntu.com/ubuntu/noble> noble-updates noble-backports main restricted universe multiverse

software-properties-gtk



Enter the complete APT line of the repository that you want to add as source

The APT line includes the type, location and components of a repository, for example `'deb http://archive.ubuntu.com/ubuntu noble main'`.

APT line: |

Cancel

+ Add Source

Add...

Edit...

Remove

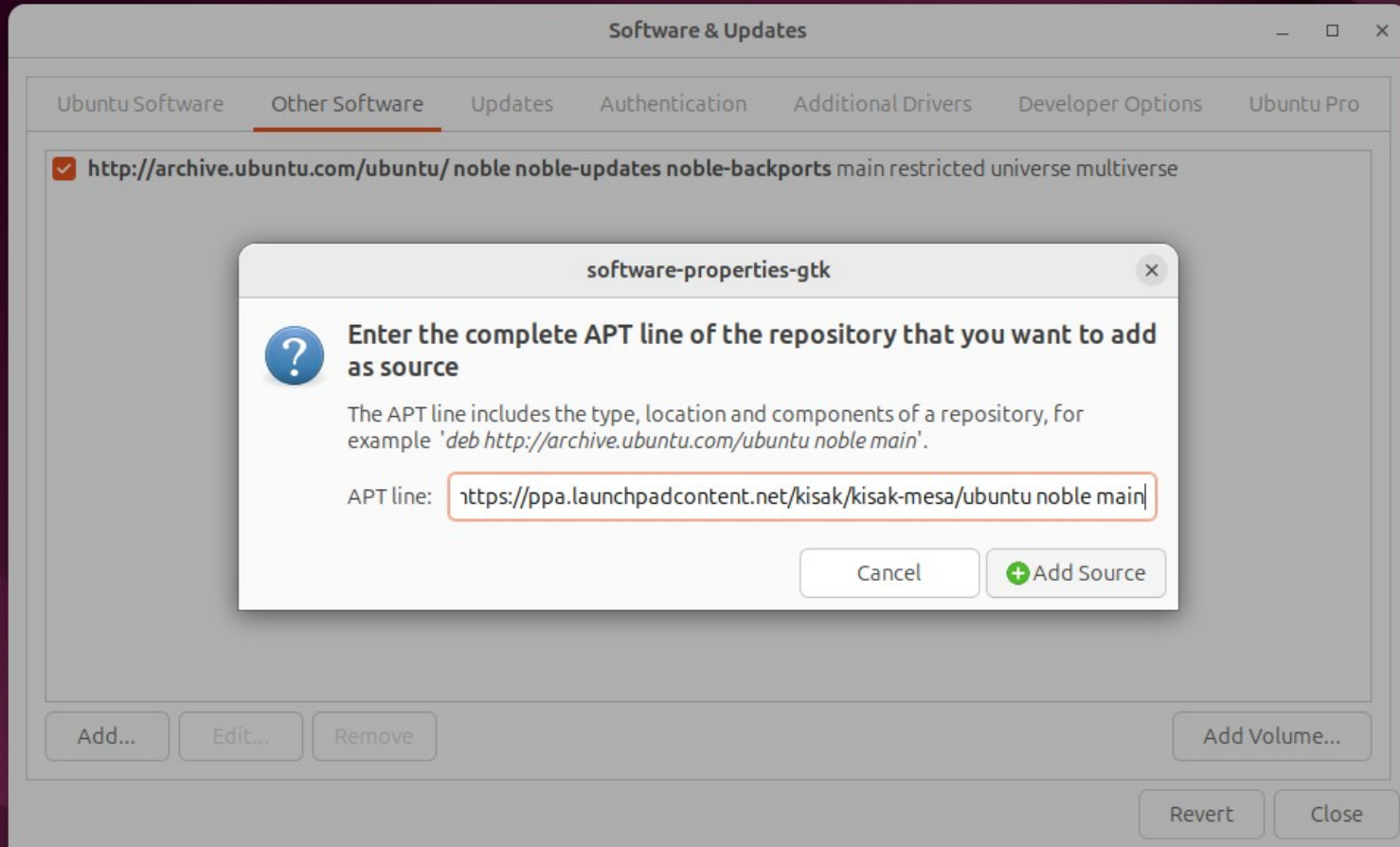
Add Volume...

Revert

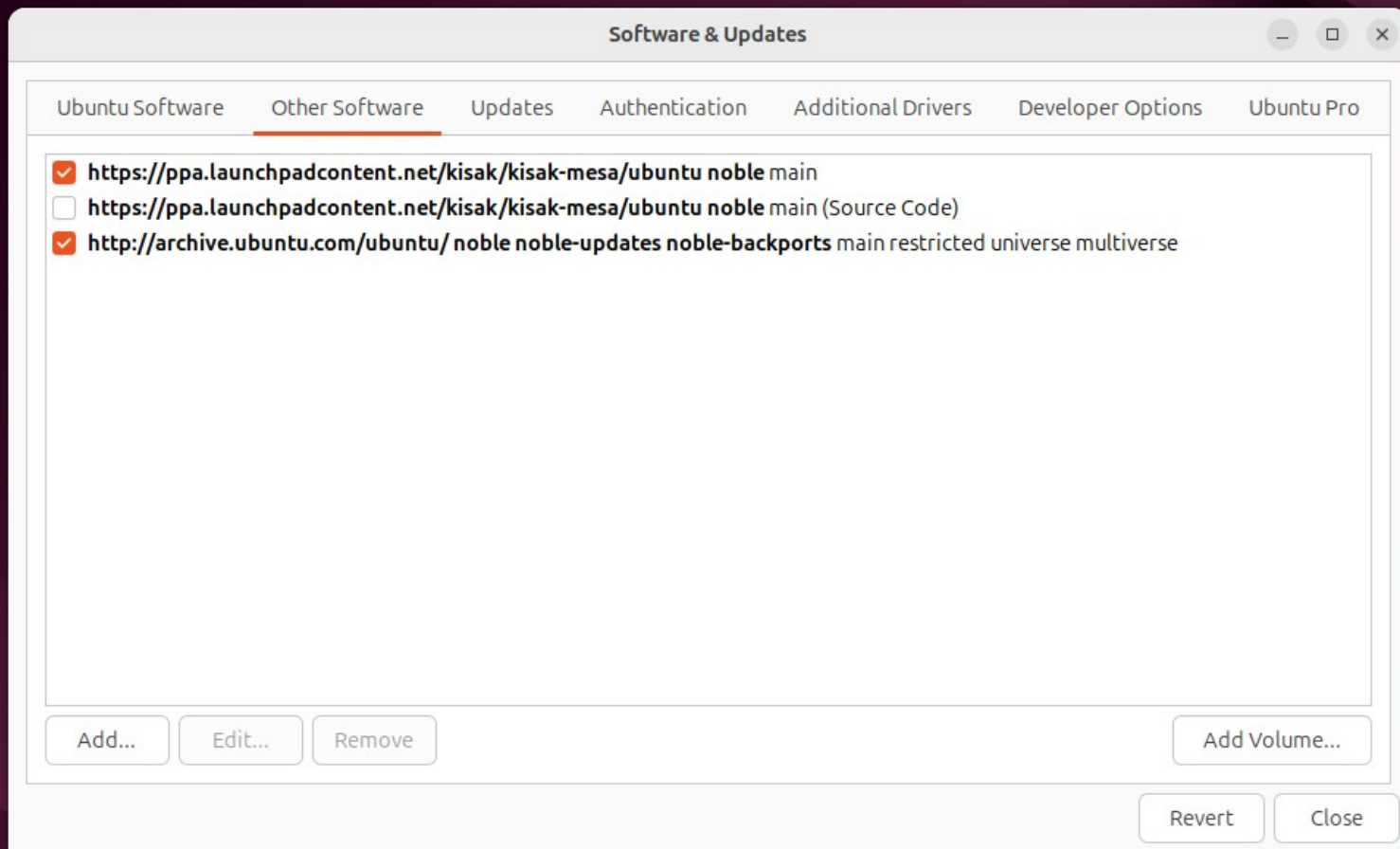
Close




Home



```
deb https://ppa.launchpadcontent.net/kisak/kisak-mesa/ubuntu noble main
```



Software & Updates

Ubuntu Software Other Software Updates Authentication Additional Drivers Developer Options Ubuntu Pro

- <https://ppa.launchpadcontent.net/kisak/kisak-mesa/ubuntu noble main>
- <https://ppa.launchpadcontent.net/kisak/kisak-mesa/ubuntu noble main> (Source Code)
- <http://archive.ubuntu.com/ubuntu/noble/noble-updates/noble-backports> main restricted universe multiverse

**The information about available software is out-of-date**

To install software and updates from newly added or changed sources, you have to reload the information about available software.

You need a working internet connection to continue.

Close

Add...

Edit...

Remove


Add Volume...

Revert


Close



Home



Software & Updates

Ubuntu Software Other Software Updates Authentication Additional Drivers Developer Options Ubuntu Pro

- <https://ppa.launchpadcontent.net/kisak/kisak-mesa/ubuntu noble main>
- <https://ppa.launchpadcontent.net/kisak/kisak-mesa/ubuntu noble main> (Source Code)
- <http://archive.ubuntu.com/ubuntu/> noble noble-updates noble-backports main restricted universe multiverse

Cache Refresh

Refreshing software cache



Add...

Edit...

Remove

Add Volume...

Revert

Close



Home



Home

Beginner's Guide on How to Join Events in VR from Ubuntu

1. UPDATE YOUR SYSTEM

-Log-in as Xorg from bottom-right corner of the log-in screen

2. Install Graphic Drivers

Steam-VR will NOT WORK on GNOME-Wayland!

3. Upgrade All Drivers

4. Install Steam

*- installer !!
Do NOT Install Steam Snap NOR Steam-Flatpak*

5. Install Proton-GE

6. Install Envision

7. Install Wlx-Overlay-S

SANDBOX APPS WILL NOT WORK WITH STEAM-VR !!

8. Start Envision, then Wlx-Overlay-S, and then your OpenXR App/Game

AMD GPU

→ `ppa:kisak/kisak-mesa`
& Install CoreCtrl

NVIDIA GPU

→ `ppa:graphics-drivers/ppa`

i. Enable Steam Play

ii. Set Default to Proton-Experimental

iii. Set Interface to Steam Beta



Home



Home

App Center

- Explore
- Featured
- Productivity
- Development
- Games

- Manage 2
- About

Featured Snaps

[Discover more](#)

Mumble

Snapcrafters +

Open Source, Low Latency, High Quality Voice Chat

Insufficient votes | 17 votes



kolourpaint

KDE ✓

Paint Program

Good | 81 votes



insomnia

Insomnia

Insomnia

Good | 88 votes



CLion

Jetbrains ✓

A cross-platform IDE for C and C++

Very good | 70 votes

App Center

- Explore
- Featured
- Productivity
- Development
- Games

Manage 2

About

Snap packages

Validity fingerprint Sensors Linux tools

Debian packages

Synaptic Package Manager

[See all results for "synaptic"](#)

Featured Snaps

[Discover more](#)


Mumble

Snapcrafters +

Open Source, Low Latency, High Quality Voice Chat

Insufficient votes | 17 votes



kolourpaint

KDE ✓

Paint Program

Good | 81 votes



insomnia

Insomnia

Insomnia

Good | 88 votes



CLion

Jetbrains ✓

A cross-platform IDE for C and C++

Very good | 70 votes

App Center

Explore

Featured

Productivity

Development

Games

 Manage 2

About

Q Synaptic

Results for "Synaptic"

Sort by **Relevance** ▾Filter by **Snap packages** ▾**All categories** ▾

Validity fingerprint sensors Linux tools

Marco Trevisan

A Linux tool to flash and pair Validity
fingerprint sensors 009x

App Center

Explore

Featured

Productivity

Development

Games

 Manage 2

About

Q Synaptic

Results for "Synaptic"

Sort by **Relevance** ▾Filter by **Snap packages**

Debian packages

All categories ▾



Validity fingerprint Sensors Linux tools

Marco Trevisan

A Linux tool to flash and pair Validity fingerprint sensors 009x

App Center



Q Synaptic



Explore

Featured

Productivity

Development

Games

 Manage 2

About

Results for "Synaptic"

Sort by **Relevance** ▾Filter by **Debian packages** ▾**Synaptic Package Manager**

Install, remove and upgrade software packages

App Center

- Explore
- ☆ Featured
- 🕒 Productivity
- 🔧 Development
- 📁 Games

- ☰ Manage 2
- 🔍 About

Q Synaptic



Synaptic Package Manager

[Install](#)[Learn about managing Debian packages >](#)

Version

0.91.3build4

∨ Description

Synaptic is a graphical package management tool based on GTK+ and APT. Synaptic enables you to install, upgrade and remove software packages in a user friendly way.

Besides these basic functions the following features are provided: * Search and filter the list of available packages * Perform smart system upgrades * Fix broken package dependencies * Edit the list of used repositories (sources.list) * Download the latest changelog of a package * Configure packages through the debconf system * Browse all available documentation related to a package (dwww is required)

App Center



Q Synaptic



Explore

Featured

Productivity

Development

Games

Synaptic Package Manager



Uninst

Version


0.91.3build4

Description

Synaptic is a
software packageBesides the
smart system
latest changes
to a package

Authentication Required

Authentication is required to run the Synaptic
Package Manager



FOSDEM2025



Cancel

Authenticate

Synaptic enables you to install, upgrade and remove

and filter the list of available packages * Perform
used repositories (sources.list) * Download the
system * Browse all available documentation related Manage 2

About

App Center

- Explore
- ☆ Featured
- 🕒 Productivity
- 🔧 Development
- 📁 Games

- ☰ Manage 2
- 🔍 About

Q Synaptic



Synaptic Package Manager



Cancel

[Learn about managing Debian packages >](#)

Version

0.91.3build4

Description

Synaptic is a graphical package management tool based on GTK+ and APT. Synaptic enables you to install, upgrade and remove software packages in a user friendly way.

Besides these basic functions the following features are provided: * Search and filter the list of available packages * Perform smart system upgrades * Fix broken package dependencies * Edit the list of used repositories (sources.list) * Download the latest changelog of a package * Configure packages through the debconf system * Browse all available documentation related to a package (dwww is required)

App Center

Explore

☆ Featured

🕒 Productivity

🔧 Development

🎮 Games

☰ Manage 2

Show Apps

Q Synaptic



Synaptic Package Manager

Uninstall

[Learn about managing Debian packages >](#)

Version

0.91.3build4

∨ Description

Synaptic is a graphical package management tool based on GTK+ and APT. Synaptic enables you to install, upgrade and remove software packages in a user friendly way.

Besides these basic functions the following features are provided: * Search and filter the list of available packages * Perform smart system upgrades * Fix broken package dependencies * Edit the list of used repositories (sources.list) * Download the latest changelog of a package * Configure packages through the debconf system * Browse all available documentation related to a package (dwww is required)

Q Type to search



Additional...



Clocks



Calendar



Camera



Firmware ...



Videos



Calculator



Image Vie...



Document ...



Language ...



Settings



LibreOffice



System Mo...



LibreOffic...



Terminal



Utilities



LibreOffic...



LibreOffice
Impress



LibreOffic...



Power Sta...



Proton 9.0



Proton Ex...




Proton Ho...



Remmina



Q synaptid ✕



Synaptic Packa...

App Center



Q Synaptic



Explore

Featured

Productivity

Development

Games

Synaptic Package Manager



Uninst


Version

0.91.3build4

Description

Synaptic is a
software packageBesides the
smart system
latest changes
to a package

Authentication Required

Authentication is required to run the Synaptic
Package Manager

FOSDEM2025

Password



Cancel

Authenticate

Synaptic enables you to install, upgrade and remove

and filter the list of available packages * Perform
used repositories (sources.list) * Download the
system * Browse all available documentation related Manage 2

About

Synaptic Package Manager

File Edit Package Settings Help

Quick Introduction

The software on your system is organized in so called *packages*. The package manager enables you to install, to upgrade or to remove software packages. You should reload the package information regularly. Otherwise you could miss important security upgrades.

Note: Changes are not applied instantly. At first you have to mark all changes and then apply them.

You can mark packages for installation, upgrade or removal in several ways:

- Select the package and choose the action from the 'Package' menu.
- Double click on the package name.
- Choose the action from the context menu of the package.
- Click on the status icon to open a menu that contains all actions.

Show this dialog at startup

Close

Search Results

Architecture

78067 packages listed, 2009 installed, 0 broken. 0 to install/upgrade, 0 to remove

 Manage 2

About

Synaptic Package Manager

File Edit Package Settings Help



Reload



Mark All Upgrades



Apply



Properties



Search

All	S	Package	Installed Version	Latest Version	Des
Amateur Radio (universe)	<input type="checkbox"/>	0ad-data		0.0.26-1	Real
Communication	<input type="checkbox"/>	0ad-data-common		0.0.26-1	Real
Communication (multiverse)	<input type="checkbox"/>	0install		2.18-2ubuntu2	cross
Communication (universe)	<input type="checkbox"/>	0install-core		2.18-2ubuntu2	cross
Sections	<input type="checkbox"/>	0xffff		0.9-1	Ode

Sections

Status

Origin

Custom Filters

Search Results

Architecture

No package is selected.

78067 packages listed, 2009 installed, 0 broken. 0 to install/upgrade, 0 to remove

and APT. Synaptic enables you to install, upgrade and remove

- * Search and filter the list of available packages
- * Perform the list of used repositories (sources.list)
- * Download the debconf system
- * Browse all available documentation related

Manage 2

About

Synaptic Package Manager

File Edit Package Settings Help



Reload



Mark All Upgrades



Apply



Properties



Search

All	Package	Installed Version	Latest Version	Description
<input checked="" type="checkbox"/>	Amateur Radio (universe)	0.0.26-1	0.0.26-1	Real-time strategy g
<input type="checkbox"/>	Communication	0ad-data-common	0.0.26-1	Real-time strategy g
<input type="checkbox"/>	Communication (multiverse)	0install	2.18-2ubuntu2	cross-distribution pa
<input type="checkbox"/>	Communication (universe)	0install-core	2.18-2ubuntu2	cross-distribution pa
<input type="checkbox"/>	0xffff	0.9-1		Open Free Fiasco Fir

Mark all possible upgrades

Sections

Status

Origin

Custom Filters

Search Results

Architecture

No package is selected.

78082 packages listed, 2010 installed, 0 broken. 0 to install/upgrade, 0 to remove

enables you to install, upgrade and remove

er the list of available packages * Perform
 epositories (sources.list) * Download the
 Browse all available documentation related

Manage 3

About

Synaptic Package Manager

File Edit Package Settings Help

All

Amateur Radio (universe)

Communication

Communication (multiverse)

Communication (universe)

Sections

Status

Origin

Custom Filters

Search Results

Architecture

Marking all available upgrades...

synaptic



Mark additional required changes?

The chosen action also affects other packages. The following changes are required in order to proceed.

- To be installed
 - libllvm15
 - libllvm15:i386
 - mesa-libgallium
 - mesa-libgallium:i386
- To be upgraded
 - libdrm-amdgpu1
 - libdrm-amdgpu1:i386

Properties

Search

Version	Description
	Real-time strategy g
	Real-time strategy g
tu2	cross-distribution pa
tu2	cross-distribution pa
	Open Free Fiasco Fir

enables you to install, upgrade and remove

er the list of available packages * Perform
 epositories (sources.list) * Download the
 Browse all available documentation related

 3

Synaptic Package Manager

File Edit Package Settings Help



Reload



Mark All Upgrades



Apply



Properties



Search

All	S	Package	Installed Version	Latest Version	Description
<input type="checkbox"/>		Apply all marked changes			
<input type="checkbox"/>		0ad-data-common		0.0.26-1	Real-time strategy g
<input type="checkbox"/>		0install		0.0.26-1	Real-time strategy g
<input type="checkbox"/>		0install-core		2.18-2ubuntu2	cross-distribution pa
<input type="checkbox"/>		0xffff		2.18-2ubuntu2	cross-distribution pa
<input type="checkbox"/>				0.9-1	Open Free Fiasco Fir

Sections

Status

Origin

Custom Filters

Search Results

Architecture

No package is selected.

Successfully marked available upgrades

enables you to install, upgrade and remove

er the list of available packages * Perform
 epositories (sources.list) * Download the
 Browse all available documentation related

Manage 3

About



Apply the following changes?

This is your last opportunity to look through the list of marked changes before they are applied.

> To be upgraded

> To be installed

> Unchanged

Summary

23 packages will be held back and not upgraded

4 new packages will be installed

29 packages will be upgraded

262 MB of extra space will be used

115 MB have to be downloaded

Download package files only

Show Details

Cancel

Apply

Apply all marked changes

Successfully marked available upgrades

enables you to install, upgrade and remove

er the list of available packages * Perform
positories (sources.list) * Download the
Browse all available documentation related

Manage 3

About

App Center

Synaptic Package Manager

File Edit Package Settings Help



Reload



Mark All Upgrades



Apply



Properties



Search

All	S	Package	Installed Version	Latest Version	Description
LP-PPA-kisak-kisak-mesa/nob					
Local/main (archive.ubuntu.c					
Local/main (security.ubuntu					
Local/multiverse (archive.ub					

Downloading Package Files

Downloading Package Files

Download rate: 305 kB/s - 2min 32s remaining

> Show individual files

Cancel

Sections

Status

Origin

Custom Filters

Search Results

Architecture

enables you to install, upgrade and remove

er the list of available packages * Perform
positories (sources.list) * Download the
Browse all available documentation related

78068 packages listed, 2010 installed, 0 broken. 31 to install/upgrade, 0 to remove; 44.6 MB will be used

Manage 3

About

Synaptic Package Manager

File Edit Package Settings Help



Reload



Mark All Upgrades



Apply



Properties



Search

All

LP-PPA-kisak-kisak-m

Local/main (archive)

Local/main (security)

Local/multiverse (ar

Sections

Status

Origin

Custom Filter

Search Results

Architecture

Applying Changes

Installing software

The marked changes are now being applied. This can take some time. Please wait.

Preparing libdrm2 (i386)

Automatically close after the changes have been successfully applied

> Details

Close

78068 packages listed, 2010 installed, 0 broken. 31 to install/upgrade, 0 to remove; 44.6 MB will be used

enables you to install, upgrade and remove

er the list of available packages * Perform
positories (sources.list) * Download the
Browse all available documentation related

Manage 3

About

App Center

Synaptic Package Manager

Synaptic Package Manager

File Edit Package Settings Help



Reload



Mark All Upgrades



Apply



Properties



Search

All Packages installed Version Latest Version Description

LP-PPA-kisak-kisak-m

Local/main (archive)

Local/main (security)

Local/multiverse (arc

Sections

Status

Origin

Custom Filters

Search Results

Architecture

Changes applied



Changes applied

Successfully applied all changes. You can close the window now.

 Automatically close after the changes have been successfully applied

> Details

Close

78068 packages listed, 2010 installed, 0 broken. 31 to install/upgrade, 0 to remove; 44.6 MB will be used

enables you to install, upgrade and remove

er the list of available packages * Perform
positories (sources.list) * Download the
Browse all available documentation relatedManage 3

About



Home



🏠 ⚙️ 🔒 🔌

🔌 Power Off

Suspend

Restart...

Power Off...

Log Out...

🔊 🔊

🏠 Wired > ⌚ Power Mode Balanced

🌙 Dark Style



Home



Restart

The system will restart automatically in 60 seconds.

Cancel Restart



Home




Ubuntu

 FOSDEM2025

Not listed?





Home

Q Type to search



Clocks



Videos



Calculator



Docume...



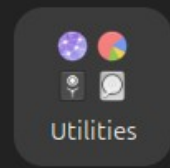
Settings



System ...



Terminal



Utilities



Additional Drivers



Calendar



Camera



CoreCtrl



Firmwar...



Flameshot



Image V...




ImageM...



Languag...



LibreO...



LibreO...



LibreO...



LibreO...




LibreO...



Power S...



Proton ...



Q Type to search



Remmina



Resonite



Shotwell



Shutter



Softwar...



Softwar...



Startup ...



Startup ...



Steam



Synaptic...



TeXInfo



Text Edi...



Transmi...




URI-VRM...




vrmonitor





Steam logo

Loading user data...

 KawaneRio







KawaneRio



- File Explorer
- Discord
- Browser
- Steam
- Unknown (blue circle with ?)
- SSD
- Unknown (orange icon)
- Unknown (blue icon)
- Unknown (grey icon)
- Unknown (circular icon)

Home

All

Search


FAVORITES (14)

- ChilloutVR
- Elin
- Frog Fractions: Game of the Decadi
- GUILTY GEAR -STRIVE-
- Monster Girls and the Mysterious A
- OVR Advanced Settings
- Resonite - Validating
- SteamVR [beta]
- Steno Arcade
- Undertale
- VirtualCast
- VRChat**
- VTube Studio
- XSOverlay

ROGUELIKE (2)

- Elin

+ Add a Game



▶ PLAY

LAST PLAYED Jan 23

PLAY TIME 4,012.5 hours

Settings, Info, Favorites icons

[Store Page](#)
[Community Hub](#)
[Discussions](#)
[Guides](#)
[Support](#)

You've played for 4012 hours
 Would you recommend this game to other players?

ACTIVITY

FRIENDS WHO PLAY

Updating 41%

Friends & Chat

Home

All

Search

FAVORITES (14)

- ChilloutVR
- Elin
- Frog Fractions: Game of the Decade
- GUILTY GEAR -STRIVE-
- Monster Girls and the Mysterious A
- OVR Advanced Settings
- Resonite
- SteamVR [beta]
- Steno Arcade
- Undertale
- VirtualCast
- VRChat - Launching**
- VTube Studio
- XSOverlay

ROGUELIKE (2)

Elin

Add a Game

VRChat

SELECT LAUNCH OPTION (2)

- Launch VRChat in Steam VR Mode
- Launch in Desktop (Non-VR) Mode

Always use this option

You can view launch options and edit your selection from the gear icon on this app's Library page.

Play Cancel

Support

Maybe Later

ACTIVITY

FRIENDS WHO PLAY

Home

All

Search

FAVORITES (14)

- ChilloutVR
- Elin
- Frog Fractions: Game of the Decad
- GUILTY GEAR -STRIVE-
- Monster Girls and the Mysterious A
- OVR Advanced Settings
- Resonite
- SteamVR [beta]
- Steno Arcade
- Undertale
- VirtualCast
- VRChat - Running**
- VTube Studio
- XSOverlay

ROGUELIKE (2)

Elin

+ Add a Game



STOP

LAST PLAYED Today

PLAY TIME 4,012.5 hours

Settings, Info, Favorites icons

[Store Page](#)
[Community Hub](#)
[Discussions](#)
[Guides](#)
[Support](#)

You've played for 4012 hours
 Would you recommend this game to other players?

ACTIVITY

FRIENDS WHO PLAY



Home

All



— FAVORITES (14)

- ChilloutVR
- Elin
- Frog Fractions: Game
- GUILTY GEAR -STRIVE
- Monster Girls and the Cursed Kingdom
- OVR Advanced Settings
- Resonite
- SteamVR [beta]
- Steno Arcade
- Undertale
- VirtualCast
- VRChat - Running**
- VTube Studio
- XSOverlay

— ROGUELIKE (2)

- Elin

+ Add a Game



INITIALIZING

Would you recommend this game to other players?

Yes No Maybe Later

ACTIVITY

FRIENDS WHO PLAY

Home

All



FAVORITES (14)

- ChilloutVR
- Elin
- Frog Fractions: G
- GUILTY GEAR -ST
- Monster Girls and
- OVR Advanced S
- Resonite
- SteamVR [beta]
- Steno Arcade
- Undertale
- VirtualCast
- VRChat - Running**
- VTube Studio
- XSOverlay

ROGUELIKE (2)

- Elin

+ Add a Game

Downloads - 2 of 2 Items Complete

Friends & Chat

VRChat window title bar: VRChat

VRChat interface content: Dark background with a character on the right side.

VRChat character view: A character with a white fox hat and orange outfit is visible. A green octopus-like creature is floating nearby.

VRChat UI elements: Settings gear, information 'i', and heart icons are visible at the bottom of the character view.

ACTIVITY

FRIENDS WHO PLAY



- Home
- All
- Q
- FAVORITES (14)
- ChilloutVR
- Elin
- Frog Fractions: G
- GUILTY GEAR -ST
- Monster Girls and
- OVR Advanced S
- Resonite
- SteamVR [beta]
- Steno Arcade
- Undertale
- VirtualCast
- VRChat - Running**
- VTube Studio
- XSOverlay
- ROGUELIKE (2)
- Flin
- + Add a Game

VRChat

VR

Settings | Info | Heart

ACTIVITY

FRIENDS WHO PLAY

Early Access

About Us

Welcome to the world of



Login with

VRChat

Steam

OR

CREATE ACCOUNT

Language

Englis



Access Steam features from the overlay while playing.

Press Shift+Tab to begin

- Application icon (A)
- Help icon (?)
- VRChat icon
- System tray icons: multiple circular icons, SSD, Recycle Bin, and a circular refresh icon.

Beginner's Guide on How to Join Events in VR from Ubuntu

1. UPDATE YOUR SYSTEM

-Log-in as Xorg from bottom-right corner of the login screen

2. Install Graphic Drivers

Steam-VK will NOT WORK on GNOME-Wayland!

3. Upgrade All Drivers

4. Install Steam

*- installer !!
Do NOT Install Steam Snap NOR Steam-Flatpak*

5. Install Proton-GE

SANDBOX APPS WILL NOT WORK WITH STEAM-VR !!

6. Install Envision


7. Install Wlx-Overlay-S

8. Start Envision, then Wlx-Overlay-S, and then your OpenXR App/Game









AMD GPU
→ `ppa:kisak/kisak-mesa`
& Install CoreCtrl


NVIDIA GPU
→ `ppa:graphics-drivers/ppa`

i. Enable Steam Play
ii. Set Default to Proton-Experimental
iii. Set Interface to Steam Beta












Search with Google or enter address

-  Amazon Sponsored
-  Expedia Sponsored
-  Hotels.com Sponsored
-  Ivra
-  overte
-  discord
-  davidotek
-  gitlab



Search with Google or enter address

-  Amazon Sponsored
-  Expedia Sponsored
-  Hotels.com Sponsored
-  lvra
-  overte
-  discord
-  davidotek
-  gitlab



ProtonUp-Qt

- Home 🏠
- Screenshots 🖼️
- Download 📄
- Get Involved & Donate ✉️

ProtonUp-Qt

Install and manage Proton-GE for Steam and Wine-GE for Lutris with this graphical user interface.
Based on AUNaseef's ProtonUp, made with Python 3 and Qt 6.

Get ProtonUp-Qt

Screenshots

ProtonUp-Qt

Home

Screenshots

Download

Get Involved & Donate

Download ProtonUp-Qt

1. Download the ProtonUp-Qt AppImage/Flatpak.
AppImage only:
2. Mark the AppImage as executable by either using your file manager or using the Terminal: `chmod +x ProtonUp-Qt*.AppImage`
3. Double-click the AppImage to run ProtonUp-Qt
4. (Optional: [Integrate the AppImage into your desktop](#). [More information about AppImages here](#))

Download ProtonUp-Qt v2.11.1



Download on
Flathub

ProtonUp-Qt

Home

Screenshots

Download

Get Involved & Donate

1. Download the ProtonUp-Qt AppImage/Flatpak.
AppImage only:
2. Mark the AppImage as executable by either using your file manager or using the Terminal: `chmod +x ProtonUp-Qt*.AppImage`
3. Double-click the AppImage to run ProtonUp-Qt
4. (Optional: [Integrate the AppImage into your desktop. More information about AppImages here](#))

Download ProtonUp-Qt v2.11.1

Download on Flathub

lutris docs drivers - Googl × docs/InstallingDrivers.md × kisak-mesa fresh : kisak × ProtonUp-Qt ×

← → ↻ <https://davidotek.github.io/protonup-qt/>

ProtonUp-Qt

Home

Screenshots

Download

Get Involved & Donate

1. Download the ProtonUp-Qt AppImage/Flatpak.
AppImage only:
2. Mark the AppImage as executable by either using your file manager or using the Terminal: `chmod +x ProtonUp-Qt*.AppImage`
3. Double-click the AppImage to run ProtonUp-Qt
4. (Optional: [Integrate the AppImage into your desktop](#). [More information about AppImages here](#))

[Download ProtonUp-Qt v2.11.1](#)

Download on **Flathub**

- 🕒 Recent
- ★ Starred
- 🏠 Home
- 📄 Documents
- 📁 Downloads
- 🎵 Music
- 🖼️ Pictures
- 📺 Videos
- 🗑️ Trash
- + Other Locations



"ProtonUp-Qt-2.11.1-x86_64.AppImage" selected (65.5 MB)

ing the Terminal: `chmod +x`

out AppImages [here](#))

ownload on
mathub



Files

- Recent
- Starred
- Home
- Documents
- Downloads**
- Music
- Pictures
- Videos
- Trash
- + Other Locations

Home / Downloads



ProtonUp-Qt-2.11.1-x86_64... mag

- Open With Disk Image Mounter Return
- Open With...

- Cut Ctrl+X
- Copy Ctrl+C
- Move to...
- Copy to...

- Rename... F2
- Compress...
- Email...
- Move to Trash Delete


- Properties Alt+Return

"ProtonUp-Qt-2.11.1-x86_64.AppImage" selected (65.5 MB)

ing the Terminal: chmod +x

out AppImages here)


ownload on
mathub



lutris docs drivers - Google

Files

- Recent
- Starred
- Home
- Documents
- Downloads
- Music
- Pictures
- Videos
- Trash
- Other Locations



ProtonUp-Qt-2.11.1-x86_64.AppImage

AppImage application bundle
65.5 MB

Parent Folder 📁

/home/fosdem2025/Downloads/

Accessed

23 January 2025 11:21:08

Modified

23 January 2025 11:21:14

Created

23 January 2025 11:21:08

Permissions Read and Write >

Executable as Program

ProtonUp-Qt


📄 📁 ⌵ ⌵ ⌵ ⌵ ⌵

🔒 ⬇️ 🗨️ 📄 ☰

ing the Terminal: `chmod +x`

out AppImages [here](#))


ppImage" selected (65.5 MB) [Download on GitHub](#)



lutris docs drivers - Google

Files

- Recent
- Starred
- Home
- Documents
- Downloads
- Music
- Pictures
- Videos
- Trash
- Other Locations



ProtonUp-Qt-2.11.1-x86_64.ApplImage

ApplImage application bundle
65.5 MB

Parent Folder 📁

/home/fosdem2025/Downloads/

Accessed

23 January 2025 11:21:08

Modified

23 January 2025 11:21:14

Created

23 January 2025 11:21:08

Permissions Read and Write >

Executable as Program

ProtonUp-Qt

📄 📁 ⌵ ⌵ ⌵

ing the Terminal: `chmod +x`

out ApplImages here)

ApplImage" selected (65.5 MB) [Download on GitHub](#)



Files Home / Downloads

- Recent
- Starred
- Home
- Documents
- Downloads
- Music
- Pictures
- Videos
- Trash
- Other Locations

ProtonUp-Qt-2.11.1-x86_64.AppImage

ProtonUp-Qt-2.11.1-x86_64.AppImage

"ProtonUp-Qt-2.11.1-x86_64.AppImage" selected (65.5 MB)

ing the Terminal: chmod +x

out AppImages [here](#))

ownload on
mathub



Files window showing the Downloads directory. The file "ProtonUp-Qt-2.11.1-x86_64.AppImage" is selected.

Home / Downloads

ProtonUp-Qt-2.11.1-x86_64.AppImage

Recent
Starred
Home
Documents
Downloads
Music
Pictures
Videos
Trash
+ Other Locations

"ProtonUp-Qt-2.11.1-x86_64.AppImage" selected (65.5 MB)

ing the Terminal: `chmod +x`

out AppImages [here](#))

ownload on
mathub

Recent

★ Starred

Home

Documents

Downloads

Music

Pictures

Videos

Trash

+ Other Locations



ProtonUp-Qt-2.11.1-x86_64.AppImage

fosdem2025@fosdem2025: ~

To run a command as administrator (user "root"), use "sudo <command>".
See "man sudo_root" for details.

```
fosdem2025@fosdem2025:~$ '/home/fosdem2025/Downloads/ProtonUp-Qt-2.11.1-x86_64.AppImage'  
dlopen(): error loading libfuse.so.2
```

AppImages require FUSE to run.

You might still be able to extract the contents of this AppImage if you run it with the --appimage-extract option.

See <https://github.com/AppImage/AppImageKit/wiki/FUSE> for more information

```
fosdem2025@fosdem2025:~$
```


Recent

Starred

Home

Music

Pictures

Videos

Trash

+ Other Locations

ProtonUp-Qt-2.11.1-x86_64.AppImage

fosdem2025@fosdem2025: ~

To run a command as administrator (user "root"), use "sudo <command>".
See "man sudo_root" for details.

AppImages require FUSE to run.

AppImages require FUSE to run.
You might still be able to extract the contents of this AppImage if you run it with the --appimage-extract option.
See <https://github.com/AppImage/AppImageKit/wiki/FUSE> for more information
fosdem2025@fosdem2025:~\$

Q Type to search



Additio...



Clocks



Calendar



Camera



Firmwar...



Videos



Calculator



Image V...



Docume...



Languag...



Settings



LibreO...



System ...



LibreO...



Terminal



Utilities



LibreO...



LibreO...



LibreO...



Power S...



Proton ...



Remmina




Shotwell



Softwar...




Q synaptid



Synaptic Packa...

Synaptic Package Manager



File Edit Package Settings Help



Reload



Mark All Upgrades



Apply



Properties



Search

All

Amateur Radio (universe)

Communication

Communication (multiverse)

Communication (universe)

Sections

Status

Origin

Custom Filters

Search Results

Architecture

S

Package

0ad-data

0ad-data-common

0install

0install-core

0xffff

Installed Version

Latest Version

0.0.26-1

0.0.26-1

2.18-2ubuntu2

2.18-2ubuntu2

0.0.1

Description

Real-time strategy g

Real-time strategy g

cross-distribution p

cross-distribution p

Open-Source Fi

No package is selected.

78070 packages listed, 2000 installed, 0 broken. 0 to install/upgrade, 0 to remove

Search for packages

nal: chmod +x

ges here)

Synaptic Package Manager

File Edit Package Settings Help

Reload Mark All Upgrades Apply

Properties Search

All

	S	Package	Installed Version	Latest Version	Description
Amateur Radio (universe)	<input type="checkbox"/>	0ad-data		0.0.26-1	Real-time strategy g
Communication	<input type="checkbox"/>	0ad		0.0.26-1	Real-time strategy g
Communication (multiverse)	<input type="checkbox"/>	0ins		2.18-2ubuntu2	cross-distribution p
Communication (universe)	<input type="checkbox"/>	0ins		2.18-2ubuntu2	cross-distribution p

Sections

Status

Origin

Custom Filters

Search Results

Architecture

No pack

78070 packages listed, 2000 installed, 0 broken. 0 to install/upgrade, 0 to remove

Find

Search: fuse

Look in: Description and Name

Cancel

Search

nal: chmod +x

ges here)

Steam View F

STORE

Home

Games and Softw...

vr

- ChilloutVR
- Neos VR
- OVR Advance
- Resonite
- VirtualCast
- VRChat
- XSOOverlay

— UNCATEGORIZED

- ENGAGE
- Godot Engine
- Half-Life: Alyx
- HuniePop
- I Love You, Colonel
- Koi-Koi Japan [Har
- Phantasy Star Onli
- RPG Maker MV

+ Add a Game

Synaptic Package Manager

File Edit Package Settings Help

Reload Mark All Upgrades Apply Properties Search

All	S	Package	Installed Version	Latest Version	Description
Fuse	<input type="checkbox"/>	fosrat-dev		0.4.0-13-ged091bb	FUSE library to acc...
	<input checked="" type="checkbox"/>	fuse		2.9.9-8.1build1	Filesystem in Usersp...
	<input type="checkbox"/>	fuse-convmvfs		0.2.6-2build4	mirrors a whole file...
	<input type="checkbox"/>	fuse-emulator-common		1.6.0+dfsg1-2build	The Free Unix Spect...
	<input type="checkbox"/>	fuse-emulator-gtk		1.6.0+dfsg1-2build	The Free Unix Spect...

Filesystem in Userspace

[Visit Homepage](#)

Filesystem in Userspace (FUSE) is a simple interface for userspace programs to export a virtual filesystem to the Linux kernel. It also aims to provide a secure method for non privileged users to create and mount their own filesystem implementations.

212 packages listed, 2000 installed, 0 broken. 0 to install/upgrade, 0 to remove

KawaneRio

VR

Settings Info Heart

X

Friends & Chat

Steam View F

STORE

Home

Games and Softw...

ChilloutVR

Neos VR

OVR Advance

Resonite

VirtualCast

VRChat

XSOOverlay

UNCATEGORIZED

ENGAGE

Godot Engine

Half-Life: Alyx

HuniePop

I Love You, Colone

Koi-Koi Japan [Har

Phantasy Star Onli

RPG Maker MV

+ Add a Game

Synaptic Package Manager

File Edit Package Settings Help

Reload Mark All Upgrades Apply Properties Search

All	S	Package	Installed Version	Latest Version	Description
fuse	<input type="checkbox"/>	fosrat-dev		0.4.0-13-ged091bd	FUSE library to acc
	<input type="checkbox"/>	fuse		2.9.9-8.1build1	Filesystem in Usersp
	<input type="checkbox"/>			0.2.6-2build4	mirrors a whole file
	<input type="checkbox"/>			1.6.0+dfsg1-2build	The Free Unix Spect
	<input type="checkbox"/>			1.6.0+dfsg1-2build	The Free Unix Spect

- Unmark
- Mark for Installation**
- Mark for Reinstallation
- Mark for Upgrade
- Mark for Removal
- Mark for Complete Removal

Sections

Status

Origin

Custom Filters

Search Results

Architecture

212 packages listed, 2000 installed, 0 broken. 0 to install/upgrade, 0 to remove

KawaneRio

VR

Settings Info Heart

Friends & Chat

Synaptic Package Manager

File Edit Package Settings Help

Reload Mark All Upgrades Apply

Properties Search

All	S	Package	Installed Version	Latest Version	Description
<input type="checkbox"/>	<input type="checkbox"/>	fosrat-dev		0.4.0-13-ged091bd	FUSE library to acc
<input type="checkbox"/>	<input type="checkbox"/>	fuse		2.9.9-8.1build1	Filesystem in Usersp
<input type="checkbox"/>	<input type="checkbox"/>	mirrors		0.2.6-2build4	mirrors a whole file
<input type="checkbox"/>	<input type="checkbox"/>	spectre		1.6.0+dfsg1-2build	The Free Unix Spect
<input type="checkbox"/>	<input type="checkbox"/>	spectre		1.6.0+dfsg1-2build	The Free Unix Spect

- Unmark
- Mark for Installation
- Mark for Reinstallation
- Mark for Upgrade
- Mark for Removal
- Mark for Complete Removal

Sections

Status

Origin

Custom Filters

Search Results

Architecture

[Visit Homepage](#)

Filesystem in Userspace (FUSE) is a simple interface for userspace programs to export a virtual filesystem to the Linux kernel. It also aims to provide a secure method for non privileged users to create and mount their own filesystem implementations.

212 packages listed, 2000 installed, 0 broken. 0 to install/upgrade, 0 to remove

Steam View F

STORE

Home

Games and Softw...

Q

VR

ChilloutVR

Neos VR

OVR Advance

Resonite

VirtualCast

VRChat

XSOverlay

UNCATEGORIZED

ENGAGE

Godot Engine

Half-Life: Alyx

HuniePop

I Love You, Colone

Kol-Kol Japan [Har

Phantasy Star Onli

RPG Maker MV

+ Add a Game

Manage Downloads

Friends & Chat



**DON'T
INSTALL
FUSE**

The background features a collage of overlapping screenshots from a Linux desktop environment. Visible elements include a terminal window with a dark background and white text, a file manager window showing a directory listing, and a software center window with various application icons and details. The text 'DON'T INSTALL FUSE' is overlaid in large, bold, red letters with a white outline, centered over the collage.

DON'T INSTALL FUSE



Installing fuse or fuse2 will Break Your System!*

*On a Fresh Install of Ubuntu 24.04.1 LTS

INSTALL
`libfuse2t64`
Instead!*

Installing `fuse` or `fuse2` will Break Your System!

*Alternatively, `libfuse2` should work as well.



- Steam View F...
- STORE
- Home
- Games and Softw...
- ChilloutVR
- Neos VR
- OVR Advance
- Resonite
- VirtualCast
- VRChat
- XSOverlay
- UNCATEGORIZED
- ENGAGE
- Godot Engine
- Half-Life: Alyx
- HuniePop
- I Love You, Colone
- Koi-Koi Japan [Har
- Phantasy Star Onli
- RPG Maker MV
- Add a Game

Synaptic Package Manager

File Edit Package Settings Help

Reload Mark All Upgrades Apply Properties Search

All	S	Package	Installed Version	Latest Version	Description
	<input type="checkbox"/>	fontconfig-kerning-bas...		3.300-5.1	Small Unicode Latin
Fuse	<input type="checkbox"/>	fontconfig		0.4.0-13-ged091bb	FUSE library to acce
	<input type="checkbox"/>	fontconfig		0.4.0-13-ged091bb	FUSE library to acce
	<input checked="" type="checkbox"/>	filesystem	2.9.9-8.1build1		Filesystem in Usersp
	<input type="checkbox"/>	filesystem	0.2.6-2build4		mirrors a whole file

Sections: Status: Origin: Custom Filters: Search Results: Architecture

212 packages listed, 2000 installed, 0 broken. 0 to install/upgrade, 0 to remove

Find

Search:

Look in:

Cancel Search

VRChat chat interface with a character and a green octopus.



Steam View F

STORE

Home

Games and Softw...



vr

ChilloutVR

Neos VR

OVR Advance

Resonite

VirtualCast

VRChat

XSOOverlay

UNCATEGORIZED

ENGAGE

Godot Engine

Half-Life: Alyx

HuniePop

I Love You, Colone

Koi-Koi Japan [Har

Phantasy Star Onli

RPG Maker MV

Synaptic Package Manager

File Edit Package Settings Help



Reload



Mark All Upgrades



Apply



Properties



Search

All

fuse

libfuse2t64

S

Package

libfuse2t64

Installed Version

2.9.9-8.1build1

Latest Version

Description

Filesystem in Usersp

Sections

Status

Origin

Custom Filters

Search Results

Architecture

Filesystem in Userspace (library)

Get Screenshot

Get Changelog

[Visit Homepage](#)

Filesystem in Userspace (FUSE) is a simple interface for userspace programs to export a virtual filesystem to the Linux kernel. It also aims to provide a secure method for non privileged users to create and mount their own filesystem implementations.


This package contains the shared library.

1 packages listed, 2000 installed, 0 broken. 0 to install/upgrade, 0 to remove



KawaneRio

VR



X

+ Add a Game

Manage Downloads

Friends & Chat



Steam View F

STORE

Home

Games and Softw...



vr

ChilloutVR

Neos VR

OVR Advance

Resonite

VirtualCast

VRChat

XSOOverlay

UNCATEGORIZED

ENGAGE

Godot Engine

Half-Life: Alyx

HuniePop

I Love You, Colone


Koi-Koi Japan [Har

Phantasy Star Onli

RPG Maker MV

+ Add a Game

Synaptic Package Manager



File Edit Package Settings Help



Reload



Mark All Upgrades



Apply



Properties



Search

All

fuse

libfuse2t64

Sections

Status

Origin

Custom Filters

Search Results

Architecture

S	Package	Installed Version	Latest Version	Description
<input type="checkbox"/>	libfuse2t64		2.9.9-8.1build1	Filesystem in Usersp

Unmark

Mark for Installation

Mark for Reinstallation

Mark for Upgrade

Mark for Removal

Mark for Complete Removal

[Visit Homepage](#)

Filesystem in Userspace (FUSE) is a simple interface for userspace programs to export a virtual filesystem to the Linux kernel. It also aims to provide a secure method for non privileged users to create and mount their own filesystem implementations.

This package contains the shared library.

1 packages listed, 2000 installed, 0 broken. 0 to install/upgrade, 0 to remove

Manage Downloads

Friends & Chat



Steam View F

STORE

Home

Games and Softw...



vr

ChilloutVR

Neos VR

OVR Advance

Resonite

VirtualCast

VRChat

XSOOverlay

UNCATEGORIZED

ENGAGE

Godot Engine

Half-Life: Alyx

HuniePop

I Love You, Colone


Koi-Koi Japan [Har

Phantasy Star Onli

RPG Maker MV

+ Add a Game

Synaptic Package Manager



File Edit Package Settings Help



Reload



Mark All Upgrades



Apply



Properties



Search

All

fuse

libfuse2t64

S

Apply all marked changes

Installed Version

Latest Version

Description

2.9.9-8.1build1

Filesystem in Usersp

Sections

Status

Origin

Custom Filters

Search Results

Architecture

Filesystem in Userspace (library)

Get Screenshot

Get Changelog

[Visit Homepage](#)

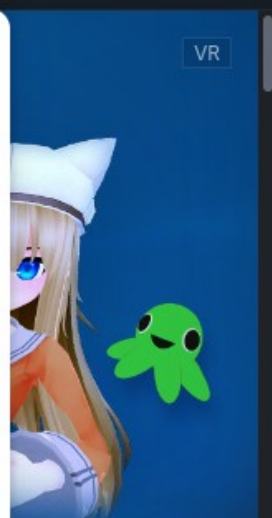
Filesystem in Userspace (FUSE) is a simple interface for userspace programs to export a virtual filesystem to the Linux kernel. It also aims to provide a secure method for non privileged users to create and mount their own filesystem implementations.

This package contains the shared library.

1 packages listed, 2000 installed, 0 broken. 1 to install/upgrade, 0 to remove; 326 kB will be used



KawaneRio



Manage Downloads

Friends & Chat



- Steam View Frie
- STORE
- Home
- Games and Softw...
- All
- fuse
- libfuse2
- ChilloutVR
- Neos VR
- OVR Advanced
- Resonite
- VirtualCast
- VRChat
- XSOverlay
- UNCATEGORIZED
- ENGAGE
- Godot Engine
- Half-Life: Alyx
- HuniePop
- I Love You, Colone
- Koi-Koi Japan [Har
- Phantasy Star Onli
- RPG Maker MV
- Add a Game

Synaptic Package Manager

Summary

Apply the following changes?
This is your last opportunity to look through the list of marked changes before they are applied.

- > To be installed
- > Unchanged

Summary

- 3 packages will be held back and not upgraded
- 1 new package will be installed
- 326 kB of extra space will be used
- 89.9 kB have to be downloaded
- Download package files only

Cancel Apply

1 packages listed, 2000 installed, 0 broken. 1 to install/upgrade, 0 to remove; 326 kB will be used

Apply all marked changes

KawaneRio

VR

search

in Usersp

Settings Info Heart

Friends & Chat



- Steam View Friends
- STORE
- Home
- Games and Software
- VR
- ChilloutVR
- Neos VR
- OVR Advanced
- Resonite
- VirtualCast
- VRChat
- XSOverlay
- UNCATEGORIZED
- ENGAGE
- Godot Engine
- Half-Life: Alyx
- HuniePop
- I Love You, Colonel
- Koi-Koi Japan [Har
- Phantasy Star Online
- RPG Maker MV

Synaptic Package Manager

File Edit Package Settings Help

Reload Mark All Upgrades Apply Properties Search

All fuse

libfuse2t64

Sections

Status

Origin

Custom Filter

Search Results

Architecture

1 packages listed, 2000 installed, 0 broken. 1 to install/upgrade, 0 to remove; 326 kB will be used

Applying Changes

Installing software

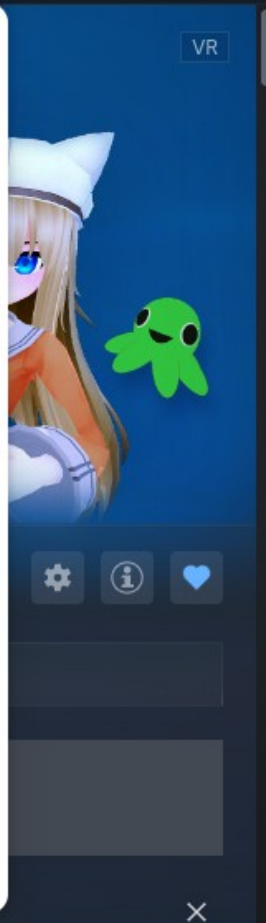
The marked changes are now being applied. This can take some time. Please wait.

Running dpkg

Automatically close after the changes have been successfully applied

[Details](#)

Close





Synaptic Package Manager

File Edit Package Settings Help

Reload Mark All Upgrades Apply Properties Search

All fuse

libfuse2t64

Sections

Status

Origin


Custom Filters

Search Results

Architecture

1 packages listed, 2000 installed, 0 broken. 1 to install/upgrade, 0 to remove; 326 kB will be used

Changes applied

 **Changes applied**

Successfully applied all changes. You can close the window now.

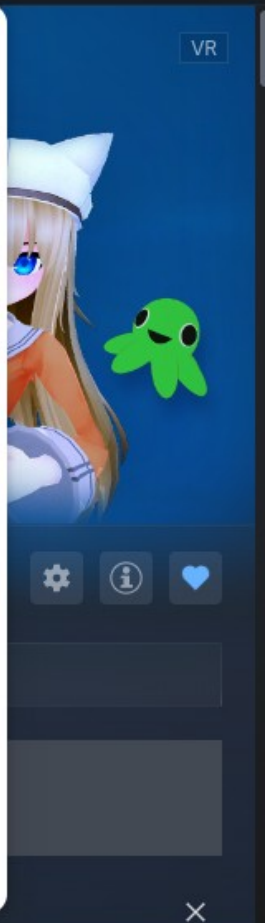
Automatically close after the changes have been successfully applied

> Details

Close

KawaneRio

VR



Settings Info Heart

Steam View Friends

STORE

Home

Games and Software

VR

- ChilloutVR
- Neos VR
- OVR Advanced
- Resonite
- VirtualCast
- VRChat
- XSOverlay

UNCATEGORIZED

- ENGAGE
- Godot Engine
- Half-Life: Alyx
- HuniePop
- I Love You, Colonel
- Koi-Koi Japan [Har
- Phantasy Star Online
- RPG Maker MV

+ Add a Game

Synaptic Package Manager

File Edit Package Settings Help

Reload Mark All Upgrades Apply Properties Search

S	Package	Installed Version	Latest Version	Description
■	libfuse2t64	2.9.9-8.1build1	2.9.9-8.1build1	Filesystem in Usersp

Sections

Status

Origin

Custom Filters

Search Results

Architecture

1 packages listed, 2001 installed, 0 broken. 0 to install/upgrade, 0 to remove

KawaneRio

VR

Settings Information Heart

Friends & Chat



Home

Games and Softw...



- ChilloutVR
- Neos VR
- OVR Advanced Set
- Resonite
- VirtualCast
- VRChat
- XSOverlay
- UNCATEGORIZED (8)
- ENGAGE
- Godot Engine
- Half-Life: Alyx
- HuniePop
- I Love You, Colone
- Koi-Koi Japan [Har
- Phantasy Star Onli
- RPG Maker MV

Files

Home / Downloads

- Recent
- Starred
- Home
- Documents
- Downloads
- Music
- Pictures
- Videos
- Trash
- Other Locations

ProtonUp-Qt-2.11.1-x86_... mage

ProtonUp-Qt-2.11.1-x86_64.AppImage

VR

Settings, Info, Heart icons

ProtonUp-Qt - Wine/Proton Inst

Install for: Active downloads: 0

Steam Snap (/home/fosdem2025/snap/steam/commoi ...)

Installed compatibility tools: 1 Unused: 1

LegacyRuntime (unused)

ProtonUp-Qt 2.11.1

Downloads

"ProtonUp-Qt-2.11.1-x86_64.AppImage" selected (65.5 MB)

- Godot Engine
- Half-Life: Alyx
- HuniePop
- I Love You, Colonel!
- Koi-Koi Japan [Har...
- Phantasy Star Online
- RPG Maker MV

Trash

+ Other Locations

ProtonUp-Qt - Wine/Proton Inst

Install for: Active downloads: 0

Steam Snap (/home/fosdem2025/snap/steam/commoi ...)

Installed compatibility tools: 1 Unused: 1

LegacyRuntime (unused)

ProtonUp-Qt 2.11.1

Downloads

“ProtonUp-Qt-2.11.1-x86_64.AppImage” selected (65.5 MB)

- Godot Engine
- Half-Life: Alyx
- HuniePop
- I Love You, Colonel
- Koi-Koi Japan [Har
- Phantasy Star Onli
- RPG Maker MV

ProtonUp-Qt - Wine/Proton Inst

Install Compatibility tool

Compatibility tool: GE-Proton

Version: GE-Proton9-23

Description: Steam compatibility tool for running Windows games with improvements over Valve's default Proton.

Use this when you don't know what to

Info Install Cancel Close

Downloads

Downloads: 0

Used: 1

ProtonUp-Qt 2.11.1

Trash

+ Other Locations

"ProtonUp-Qt-2.11.1-x86_64.AppImage" selected (65.5 MB)

- Godot Engine
- Half-Life: Alyx
- HuniePop
- I Love You, Colonel
- Koi-Koi Japan [Har...
- Phantasy Star Online
- RPG Maker MV

ProtonUp-Qt - Wine/Proton Inst

Install for: Active downloads: 1

Steam Snap (/home/fosdem2025/snap/steam/commoi ...)

Installed compatibility tools: 1 Unused: 1

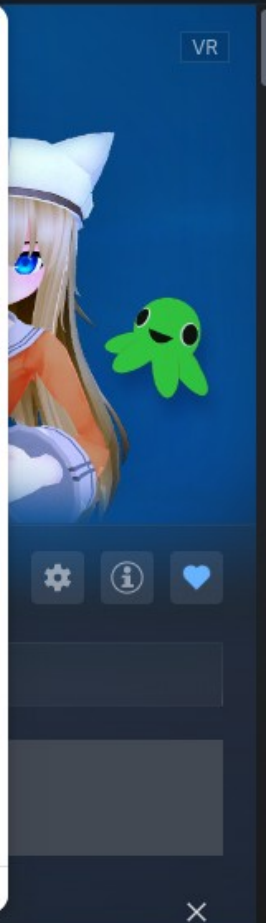
- LegacyRuntime (unused)

Downloading GE-Proton GE-Pr  10%

- Trash
- + Other Locations

Downloads

- Home
- Game
- VR
- UNC
- Godot Engine
- Half-Life: Alyx
- HuniePop
- I Love You, Colonel
- Koi-Koi Japan [Har
- Phantasy Star Onli
- RPG Maker MV



"ProtonUp-Qt-2.11.1-x86_64.AppImage" selected (65.5 MB)

ProtonUp-Qt - Wine/Proton Inst

Install for: Active downloads: 0

Steam Snap (/home/fosdem2025/snap/steam/commoi ...)

Installed compatibility tools: 2 Unused: 2

- LegacyRuntime (unused)
- GE-Proton9-23 (unused)**

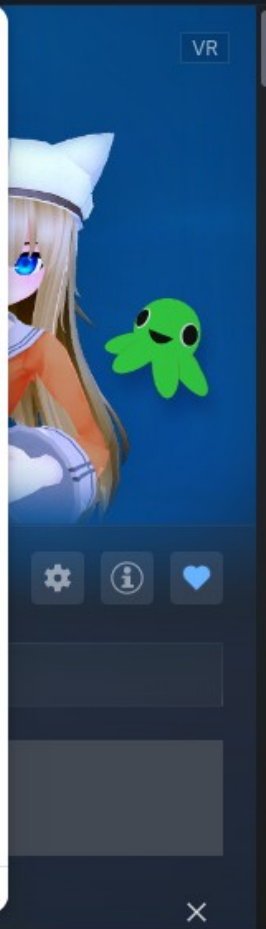
Add version Remove selected Show info
 Show game list About **Close**

ProtonUp-Qt 2.11.1

Trash

+ Other Locations

"ProtonUp-Qt-2.11.1-x86_64.AppImage" selected (65.5 MB)





Home



Games and Softw... ↑ ↻ ⌂



Search 🔍




- ChilloutVR
- Neos VR
- OVR Advanced Settings
- Resonite
- VirtualCast
- VRChat**
- XSOverlay



- UNCATEGORIZED (8)
- ENGAGE
- Godot Engine
- Half-Life: Alyx
- HuniePop
- I Love You, Colonel Sanders! A Fing
- Koi-Koi Japan [Hanafuda playing ca
- Phantasy Star Online 2 New Genes
- RPG Maker MV



+ Add a Game



▶ PLAY

LAST PLAYED Today

PLAY TIME 3,875.2 hours



[Store Page](#)
[Community Hub](#)
[Discussions](#)
[Guides](#)
[Support](#)


You've played for 3875 hours
 Would you recommend this game to other players?

POST-GAME SUMMARY [Close]

COMMUNITY KAWANERIO

- Change Account...
- Sign Out...
- Go Offline...
- Check for Steam Client Updates...
- Restore Game Backup...
- Settings
- Exit

- VRChat
- XSOverlay
- UNCATEGORIZED (8)
- ENGAGE
- Godot Engine
- Half-Life: Alyx
- HuniePop
- I Love You, Colonel Sanders! A Fing
- Koi-Koi Japan [Hanafuda playing ca
- Phantasy Star Online 2 New Genes
- RPG Maker MV



VRCHAT

PLAY

LAST PLAYED Today


PLAY TIME 3,875.2 hours

Settings, Info, Favorites icons

[Store Page](#)
[Community Hub](#)
[Discussions](#)
[Guides](#)
[Support](#)

You've played for 3875 hours
 Would you recommend this game to other players?

POST-GAME SUMMARY



Shutting down Steam...

End Now Cancel



Home




A Steam login window is centered on the screen. It features a dark background with a blurred image of a city street. In the center, the Steam logo (a white circle with a blue outline containing a white controller) is displayed. Below the logo, the text "Logging in..." is shown in white. Underneath that, there is a small profile picture icon followed by the username "KawaneRio". A mouse cursor is positioned over the "Logging in..." text. In the top right corner of the window, there is a small white "X" icon for closing the window.



STEAM REAL-TIME STRATEGY FEST

DISCOUNTS, DEMOS, AND MORE
NOW - JAN 27 AT 10 AM PACIFIC


FEATURED & RECOMMENDED



Danganronpa 2: Goodbye



- Home
- Games and Softw... ▾
- Search
- Frog Fractions: Game of the Decad...
- GUILTY GEAR -STRIVE-
- Monster Girls and the Mysterious A
- OVR Advanced Settings
- Resonite
- Steno Arcade
- Undertale
- VirtualCast
- VRChat**
- VTube Studio
- XSOverlay
- ROGUELIKE (2)
- Elin
- Monster Girls and the Mysterious A
- VR (7)
- ChilloutVR
- Neos VR



VRCHAT

▶ PLAY

LAST PLAYED Today

PLAY TIME 3,875.2 hours

Settings, Info, Favorites icons

Manage

Store Page Community Hub Discussions Guides Support

You've played for 3875 hours
 Would you recommend this game to other players?

Yes No Maybe Later

POST-GAME SUMMARY




Home

Games and Softw... ↑ ↻ ⌚ ⏸

Search icon

- Frog Fractions: Game of the Decad...
- GUILTY GEAR -STRIVE-
- Monster Girls and the Mysterious A
- OVR Advanced Settings
- Resonite
- Steno Arcade
- Undertale
- VirtualCast
- VRChat**
- VTube Studio
- XSOverlay
- ROGUELIKE (2)
 - Elin
 - Monster Girls and the Mysterious A
- VR (7)
 - ChilloutVR
 - Neos VR



▶ PLAY

LAST PLAYED Today

PLAY TIME 3,875.2 hours

Settings, Info, Favorites icons

Store Page Community Hub Discussions Guides Support

You've played for 3875 hours
 Would you recommend this game to other players?

Yes No Maybe


POST-GAME SUMMARY

- Remove from Favorites
- Add to >
- Remove from >
- Manage >
- Properties...**



Home

Games and Softw... ↑



- Frog Fractions: Game c
- GUILTY GEAR -STRIVE-
- Monster Girls and the T
- OVR Advanced Setting
- Resonite
- Steno Arcade
- Undertale
- VirtualCast
- VRChat**
- VTube Studio
- XSOverlay
- ROGUELIKE (2)
- Elin
- Monster Girls and the T
- VR (7)
- ChilloutVR
- Neos VR

+ Add a Game

VRCHAT

General

Compatibility

Updates

Installed Files

Betas

Controller

Game Recording

Privacy

General

Enable the Steam Overlay while in-game

LAUNCH OPTIONS

Selected Launch Option

Launch in Desktop (Non-VR) Mode ▾

Advanced users may choose to enter modifications to their launch options.

Steam Family Sharing is currently not supported by this title.

Windows taskbar: Speaker, Notifications, KawaneRlo, Task View, Window Management, Close

VRChat overlay: VR icon, Character (Sailor), Green blob, Settings, Info, Heart icons, Close button



Home

Games and Softw... ↑



- Frog Fractions: Game c
- GUILTY GEAR -STRIVE-
- Monster Girls and the T
- OVR Advanced Setting
- Resonite
- Steno Arcade
- Undertale
- VirtualCast
- VRChat**
- VTube Studio
- XSOverlay
- ROGUELIKE (2)
- Elin
- Monster Girls and the T
- VR (7)
- ChilloutVR
- Neos VR

VRCHAT

General

Compatibility

Updates

Installed Files

Betas

Controller

Game Recording

Privacy

+ Add a Game

Manage Downloads

Friends & Chat

General

Enable the Steam Overlay while in-game

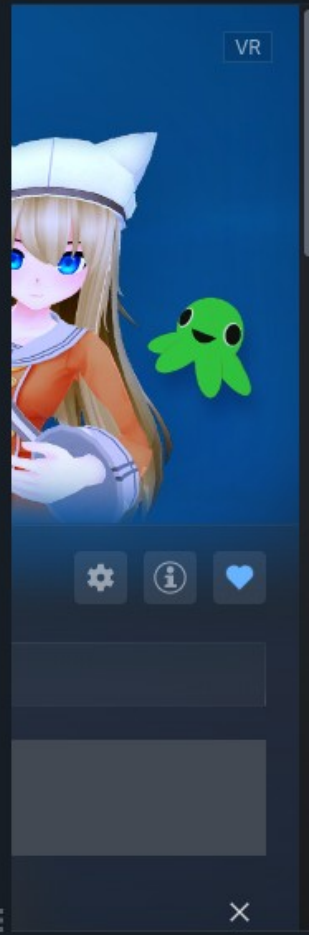
LAUNCH OPTIONS

Selected Launch Option

Launch in Desktop (Non-VR) Mode ▾

Advanced users may choose to enter modifications to their launch options.

Steam Family Sharing is currently not supported by this title.





Home

Games and Softw... ↑



- Frog Fractions: Game c
- GUILTY GEAR -STRIVE-
- Monster Girls and the I
- OVR Advanced Setting
- Resonite
- Steno Arcade
- Undertale
- VirtualCast
- VRChat**
- VTube Studio
- XSOverlay
- ROGUELIKE (2)
- Elin
- Monster Girls and the I
- VR (7)
- ChilloutVR
- Neos VR

VRCHAT

General

Compatibility

Updates

Installed Files

Betas

Controller

Game Recording

Privacy

+ Add a Game

Compatibility

Force the use of a specific Steam Play compatibility tool

Proton Experimental

Manage Downloads



KawaneRio



VRChat chat window showing a character and a green alien.

VR

Settings, Info, Heart icons

Friends & Chat

Friends & Chat

Home

Games and Softw... ↑



- Frog Fractions: Game c
- GUILTY GEAR -STRIVE-
- Monster Girls and the I
- OVR Advanced Setting
- Resonite
- Steno Arcade
- Undertale
- VirtualCast
- VR VRCat**
- VTube Studio
- XSOverlay
- ROGUELIKE (2)
- Elin
- Monster Girls and the I
- VR (7)
- ChilloutVR
- Neos VR

VRCHAT

General

Compatibility

Updates

Installed Files

Betas

Controller

Game Recording

Privacy

Compatibility

Force the use of a specific Steam Play compatibility tool

Proton Experimental

Proton Experimental

Proton Hotfix

Proton 9.0-4

Proton 8.0-5

Proton 7.0-6

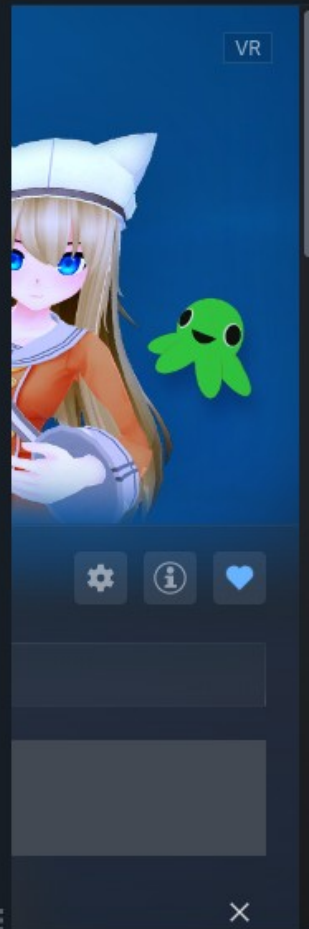
Proton 6.3-8

Proton 5.13-6

Proton 5.0-10

Proton 4.2-9

Proton 4.11-13





Home

Games and Softw... ↑



Frog Fractions: Game c

GUILTY GEAR -STRIVE-

Monster Girls and the I

OVR Advanced Setting

Resonite

Steno Arcade

Undertale

VirtualCast

VRChat

VTube Studio

XSOverlay

ROGUELIKE (2)

Elin

Monster Girls and the I

VR (7)

ChilloutVR

Neos VR

+ Add a Game

VRCHAT

General

Compatibility

Updates

Installed Files

Betas

Controller

Game Recording

Privacy

Compatibility

Force the use of a specific Steam Play compatibility tool

Proton Experimental

Proton 8.0-5

Proton 7.0-6

Proton 6.3-8

Proton 5.13-6

Proton 5.0-10

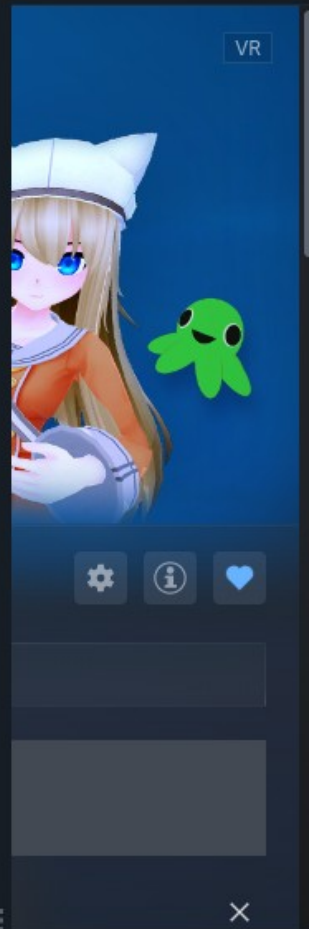
Proton 4.2-9

Proton 4.11-13

Proton 3.7-8


Proton 3.16-9

GE-Proton9-23





- Home
- Games and Softw... ▾
- Search
- Frog Fractions: Game of the Decad...
- GUILTY GEAR -STRIVE-
- Monster Girls and the Mysterious A
- OVR Advanced Settings
- Resonite
- Steno Arcade
- Undertale
- VirtualCast
- VRChat**
- VTube Studio
- XSOverlay
- ROGUELIKE (2)
 - Elin
 - Monster Girls and the Mysterious A
- VR (7)
 - ChilloutVR
 - Neos VR



▶ PLAY

LAST PLAYED Today

PLAY TIME 4,012.1 hours




[Store Page](#)
[Community Hub](#)
[Discussions](#)
[Guides](#)
[Support](#)

You've played for 4012 hours
 Would you recommend this game to other players?

POST-GAME SUMMARY ✕



- Home
- Games and Softw... ▾
- Search
- Frog Fractions: Game of the Decad...
- GUILTY GEAR -STRIVE-
- Monster Girls and the Mysterious A
- OVR Advanced Settings
- Resonite
- Steno Arcade
- Undertale
- VirtualCast
- VRChat - Running**
- VTube Studio
- XSOverlay
- ROGUELIKE (2)
- Elin
- Monster Girls and the Mysterious A
- VR (7)
- ChilloutVR
- Neos VR



STOP

LAST PLAYED Today

PLAY TIME 3,875.2 hours




[Store Page](#)
[Community Hub](#)
[Discussions](#)
[Guides](#)
[Support](#)

You've played for 3875 hours
 Would you recommend this game to other players?

Yes
 No

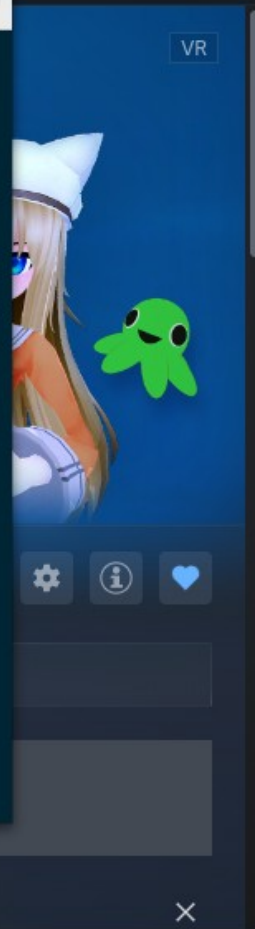
POST-GAME SUMMARY ✕



VRChat window title bar



Connecting...




- Home
- Games and Softw...
- Search
- Frog Fractions: G
- GUILTY GEAR -ST
- Monster Girls and
- OVR Advanced S
- Resonite
- Steno Arcade
- Undertale
- VirtualCast
- VRChat - Running
- VTube Studio
- XSOverlay
- ROGUELIKE (2)
- Elin
- Monster Girls and
- VR (7)
- ChilloutVR
- Neos VR

POST-GAME SUMMARY

+ Add a Game

Manage Downloads

Friends & Chat



VRChat

Home

Games and Softw...

Q

- Frog Fractions: G
- GUILTY GEAR -ST
- Monster Girls and
- OVR Advanced S
- Resonite
- Steno Arcade
- Undertale
- VirtualCast
- VRChat - Running
- VTube Studio
- XSOverlay

ROGUELIKE (2)

- Elin
- Monster Girls and

VR (7)

- ChilloutVR
- Neos VR

POST-GAME SUMMARY

Friends & Chat

"Steam" is not responding.


You may choose to wait a short while for it to continue or force the app to quit entirely.

Force Quit Wait

Joining...

VR

Settings Info Heart



- Home
- Games and Softw...
- Search
- Frog Fractions: G
- GUILTY GEAR -ST
- Monster Girls and
- OVR Advanced S
- Resonite
- Steno Arcade
- Undertale
- VirtualCast
- VRChat - Running**
- VTube Studio
- XSOverlay
- ROGUELIKE (2)
- Elin
- Monster Girls and
- VR (7)
- ChilloutVR
- Neos VR

VRChat




You have joined an Invite+ Instance

VR


Settings, Info, Heart icons

POST-GAME SUMMARY




- Home
- Games and Softw... ▾
- 🔍
- 🐸 Frog Fractions: G
- 🎮 GUILTY GEAR -ST
- 👾 Monster Girls and
- 🎮 OVR Advanced S
- 🌸 Resonite
- 🎮 Steno Arcade
- 📖 Undertale
- 📺 VirtualCast
- 🎮 VRChat - Running
- 🎮 VTube Studio
- ⚡ XSOverlay
- ROGUELIKE (2)
- 👾 Elin
- 👾 Monster Girls and
- VR (7)
- 🎮 ChilloutVR
- 🎮 Neos VR

VRChat



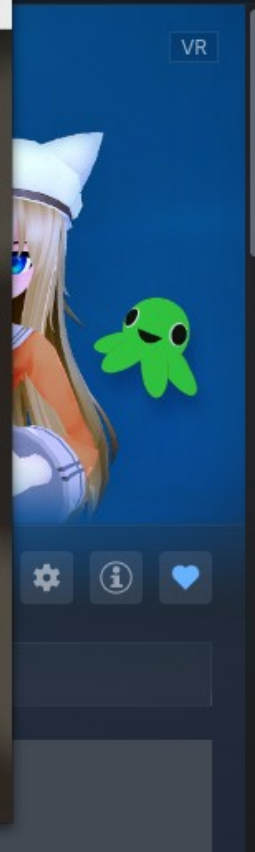
POST-GAME SUMMARY



VRChat

The screenshot shows the VRChat Launch Pad menu with the following elements:

- Header:** User name '川島 川島リオ KawaneRio', time '11:38 AM', and a '0' icon.
- Launch Pad:** A central banner featuring a cat character and the text 'Feedback and Feature Requests' with a subtext 'Identify Bugs and Feedback'.
- Quick Links:** Four buttons labeled 'Worlds', 'Avatars', 'Social', and 'Groups'.
- Quick Actions:** Four buttons labeled 'Go Home', 'Respawn', 'Select User', and 'Change Shield Level'.
- Bottom Bar:** A row of icons for navigation and settings, including a rocket, bell, location pin, camera, microphone, chat, and gear.
- Notification:** A yellow callout box pointing to the 'Change Shield Level' button with the text 'All Drop Keys Available!'. A red 'New' tag is also visible.
- Footer:** A button that says 'Click to view the Groups page'.



POST-GAME SUMMARY

VRChat

- Home
- Games and Softw...
- VRChat - Running
- VTube Studio
- XSOverlay
- ROGUELIKE (2)
- Elin
- Monster Girls and
- VR (7)
- ChilloutVR
- Neos VR

GROUPS

Group Activity

+ Find a Group

- LinuxVRChat
- MiskeyVRChat
- Are You Following ToS?
- AudioLink
- Booth
- Bubblegum Replicant
- CHAT ITALIA
- CafeキタリナPC店

Find a Group

Find groups for your hobbies and interests.

Join a Group


Find Your People Explore hundreds of unique communities within VRChat.

Learn More

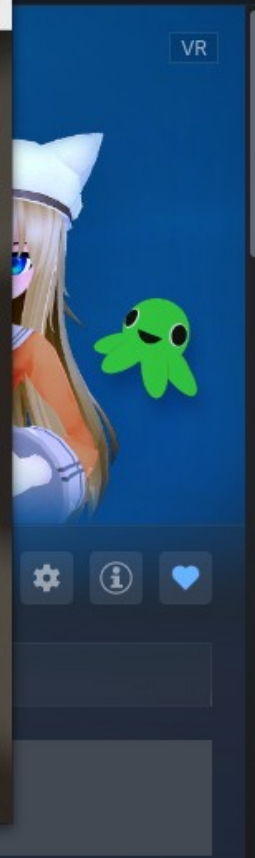
Create a Group!

Ready to build your own community? Find out how to set everything up!


Learn More



Bring up the keyboard to enter a search term



POST-GAME SUMMARY



VRChat

GROUPS

Group Activity

Find a Group

Find groups for your hobbies and interests.

Enter a search term

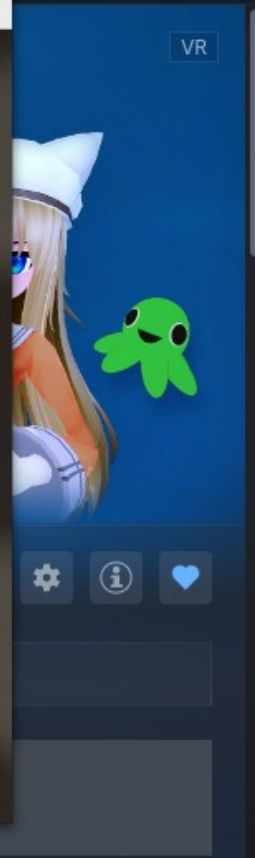
Join a Group

Create a Group!

Search

Enter a search term

- Home
- Games and Softw...
- Frog Fractions: G
- GUILTY GEAR -ST
- Monster Girls and
- OVR Advanced S
- Resonite
- Steno Arcade
- Undertale
- VirtualCast
- VRChat - Runnin**
- VTube Studio
- XSOverlay
- ROGUELIKE (2)
- Elin
- Monster Girls and
- VR (7)
- ChilloutVR
- Neos VR



POST-GAME SUMMARY

Home

Games and Softw...

Search icon

- Frog Fractions: G
- GUILTY GEAR - ST
- Monster Girls and
- OVR Advanced S
- Resonite
- Steno Arcade
- Undertale
- VirtualCast
- VRChat - Running**
- VTube Studio
- XSOverlay
- ROGUELIKE (2)
- Elin
- Monster Girls and
- VR (7)
- ChilloutVR
- Neos VR

+ Add a Game

VRChat

VRChat interface showing a 'Find a Group' overlay. The overlay includes a search bar with 'LinuxVRd' entered, a list of group suggestions, and buttons for 'Join a Group' and 'Create a Group!'. The background shows a VRChat scene with a character and a green alien.

Search overlay with 'LinuxVRd' in the search bar and navigation icons.

POST-GAME SUMMARY

Manage Downloads

Friends & Chat

VRChat

- Home
- Games and Softw...
- Search
- Frog Fractions: G
- GUILTY GEAR - ST
- Monster Girls and
- OVR Advanced S
- Resonite
- Steno Arcade
- Undertale
- VirtualCast
- VRChat - Runnin**
- VTube Studio
- XSOverlay
- ROGUELIKE (2)
- Elin
- Monster Girls and
- VR (7)
- ChilloutVR
- Neos VR

GROUPS LinuxVRC

Group Activity

Search Results

LinuxVRC

LinuxVRC

LinuxVRC

MiskeyVRChat

Are You Following To


AudioLink

Booth

Bubblegum Replicant


CHAT ITALIA

CafeキタリナPC店



View more info about this group

POST-GAME SUMMARY



- Home
- Games and Softw...
- Frog Fractions: G
- GUILTY GEAR -ST
- Monster Girls and
- OVR Advanced S
- Resonite
- Steno Arcade
- Undertale
- VirtualCast
- VRChat - Runnin
- VTube Studio
- XSOverlay
- ROGUELIKE (2)
- Elin
- Monster Girls and
- VR (7)
- ChilloutVR
- Neos VR
- Add a Game

VRChat

LinuxVRC LINUX.9649

Posts Instances Gallery Group Info

46 629 Public JPN ENG

About This Group

Welcome to LinuxVRC! We are a group of Linux Enthusiasts in VRChat. Anyone from Gentoo users to those who are just curious about GNU/Linux or Free/Libre Open Source Software in general are more than welcome to join us!

#LinuxVRC はLinux愛好家によるVRChatコミュニティです！Linuxを名乗っていますがオープンソースが好きな方から単に興味のある方まで大歓迎です！


LinuxVRC Meeting on Saturday 0700 JST / 1400 UTC

Group Rules

We trust you have received the usual lecture from the local System Administrator.

あなたはシステム管理者から通常の講習を受けただけです。It usually boils down to these three things :
これは通常、以下の3点に要約されます！


- Respect the privacy of others.
他人のプライバシーを尊重すること。
- Think before you type.



POST-GAME SUMMARY

Manage Downloads

Friends & Chat




Home

Games and Softw... ↑ Refresh Refresh Refresh

Search icon

- Frog Fractions: Game of the Decad
- GUILTY GEAR -STRIVE-
- Monster Girls and the Mysterious A
- OVr Advanced Settings
- Resonite
- Steno Arcade
- Undertale
- VirtualCast
- VRChat**
- VTube Studio
- XSOverlay
- ROGUELIKE (2)
 - Elin
 - Monster Girls and the Mysterious A
- VR (7)
 - ChilloutVR
 - Neos VR



VRCHAT

▶ PLAY

LAST PLAYED Today

PLAY TIME 3,875.3 hours



[Store Page](#)
[Community Hub](#)
[Discussions](#)
[Guides](#)
[Support](#)


You've played for 3875 hours
 Would you recommend this game to other players?

POST-GAME SUMMARY ✕

+ Add a Game

Manage Downloads


Friends & Chat



STEAM REAL-TIME STRATEGY FEST

DISCOUNTS, DEMOS, AND MORE
NOW - JAN 27 AT 10 AM PACIFIC

FEATURED & RECOMMENDED



Core Keeper

Beginner's Guide on How to Join Events in VR from Ubuntu

1. UPDATE YOUR SYSTEM

-Log-in as Xorg from bottom-right corner of the login screen

2. Install Graphic Drivers

Steam-VK will NOT WORK on GNOME-Wayland!

3. Upgrade All Drivers

4. Install Steam

*- installer !!
Do NOT Install Steam-Snap
OR Steam-Flatpak*

5. Install Proton-GE

6. Install Envision

7. Install Wlx-Overlay-S

SANDBOX APPS WILL NOT WORK WITH STEAM-VR !!

8. Start Envision, then Wlx-Overlay-S, and then your OpenXR App/Game

AMD GPU

→ `ppa:kisak/kisak-mesa`
& Install CoreCtrl

NVIDIA GPU

→ `ppa:graphics-drivers/ppa`

i. Enable Steam Play

ii. Set Default to Proton-Experimental

iii. Set Interface to Steam Beta

In This Lightning Talk...

0. What is Linux?

1. What is VR?

2. What is SteamVR?

3. What is Proton?

4. Beginner's Guide on How to Join Events in VR from Ubuntu

5. What is Monado? ← **NOW HERE**

6. What is Envision?

7. What is WiVRn?

8. What is Wlx-Overlay-S?

9. Where can I learn more about VR on Linux?

What is Monado?

- ▶ Monado is an Open Source OpenXR Runtime by Collabora
- ▶ FOSS VR Alternative to Valve's SteamVR (proprietary)




COLLABORA



MONADO

What is Envision?

- ▶ Open Source GUI Orchestrator for Monado and WiVRn
- ▶ Constructs Runtime with Native OpenXR & OpenVR API
- ▶ Makes VR work on Linux with a few clicks on GUI!



What is WiVRn?

- ▶ Open Source OpenXR Streaming Application
- ▶ Enables Wireless PCVR Gaming on Linux
- ▶ Based on Monado!
- ▶ Supports a lot of Wireless Headsets!



What is WiVRn?

- ▶ Open Source OpenXR Streaming Application
- ▶ Enables Wireless PCVR Gaming on Linux
- ▶ Based on Monado!
- ▼ Supports a lot of Wireless Headsets!
 - ▶ Quest 1 / 2 / Pro / 3 / 3S
 - ▶ Pico Neo 4
 - ▶ HTC Vive Focus 3
 - ▶ HTC XR Elite
 - ⋮



In This Lightning Talk...

0. What is Linux?

1. What is VR?

2. What is SteamVR?

3. What is Proton?

5. What is Monado?

6. What is Envision?

7. What is WiVRn?


8. What is Wlx-Overlay-S?

4+i. Beginner's Guide on How to Join Events in VR









NEW!! 

from Ubuntu using Envision and Monado

9. Where can I learn more about VR on Linux?



Search with Google or enter address

-  Amazon Sponsored
-  Expedia Sponsored
-  Hotels.com Sponsored
-  Ivra
-  davidotek
-  overte
-  discord
-  gitlab









New Tab

lvra.gitlab.io

Home | Linux VR Adventures Wiki — <http://lvra.gitlab.io>

Firefox Suggest

- Envision | Linux VR Adventures Wiki — lvra.gitlab.io/docs/fossvr/envision/
- WlxOverlay-S | Linux VR Adventures Wiki — lvra.gitlab.io/docs/fossvr/wlxoverlay-s/
- Stardust XR | Linux VR Adventures Wiki — lvra.gitlab.io/docs/fossvr/stardust/
- Unity | Linux VR Adventures Wiki — lvra.gitlab.io/docs/vrchat/unity/
- Home | Linux VR Adventures Wiki — lvra.gitlab.io


This time, search with:        



Amazon
Sponsored



Expedia
Sponsored



Hotels.com
Sponsored




lvra




davidotek



overtel



discord



gitlab

Home | Linux VR Adventu x +

← → ↻

Linux VR Adventures Wiki

Search

VR Gear & GPUs

Performance

Distros

- NixOS
- OpenSUSE Tumbleweed

Resonite

VRChat

- Easy Anti-Cheat
- Performance
- Blocking Ads in VRChat
- Video Players
- VRCX
- Face & Eye Tracking
- Unity

FOSS VR

Welcome to the LVRA Wiki

A collection of links, useful resources and guides for the amazing world of VR on Linux.

Feel free to contribute to this wiki yourself if you find anything useful that you might want to share with others.

You can start with the [hardware table](#).



After which you may want to take a look at the [Envision](#) application for quick setup and compatibility with your PC Steam games.

Oct 31, 2024 [Edit this page](#)

© [The Linux VR Adventures community contributors](#) – This work is licensed under [Attribution-ShareAlike 4.0 International](#).

Made with [Hugo](#) and the [Hugo Book Theme](#).
[Website source code](#).

<https://lvra.gitlab.io/docs/fossvr/envision/>



VR Gear & GPUs

Performance

Distros

NixOS

OpenSUSE Tumbleweed

Resonite

VRChat

Easy Anti-Cheat

Performance

Blocking Ads in VRChat

Video Players

VRCX

Face & Eye Tracking

Unity

FOSS VR

Envision

WMR Controller Tracking on Arch

Monado

Welcome to the LVRA Wiki

A collection of links, useful resources and guides for the amazing world of VR on Linux.

Feel free to contribute to this wiki yourself if you find anything useful that you might want to share with others.

You can start with the [hardware table](#).

After which you may want to take a look at the [Envision](#) application for quick setup and compatibility with your PC Steam games.

📅 Oct 31, 2024

[✎ Edit this page](#)

© [The Linux VR Adventures community contributors](#) – This work is licensed under [Attribution-ShareAlike 4.0 International](#).

Made with [Hugo](#) and the [Hugo Book Theme](#).
[Website source code](#).

Envision | Linux VR Adven x

https://lvra.gitlab.io/docs/fossvr/envision/

blocking Ads in VRChat

Video Players

VRCX

Face & Eye Tracking

Unity

FOSS VR

Envision

WMR Controller Tracking on Arch

Monado

Motoc

WiVRn

WlxOverlay-S

Stardust XR

Valve Index Camera Passthrough

DEMoCap - Drag[en]gine Motion Capture

LÖVR


LÖVR Playspace

OpenComposite

xrBinder

SteamVR


Envision



- [Envision GitLab repository](#)

Envision is a graphical app that acts as an orchestrator to get a full [Monado](#) or [WiVRn](#) setup up and running with a few clicks.

Envision attempts to construct a working runtime with both a native OpenXR and an OpenVR API, provided by [OpenComposite](#), for client applications to utilize. Please note the OpenVR implementation is incomplete and contains only what's necessary to run most games for compatibility. If you plan to implement software, utilize the OpenXR API, specification [here](#).



Envision | Linux VR Adven x

https://lvra.gitlab.io/docs/fossvr/envision/

blocking Ads in VRChat

Video Players

VRCX

Face & Eye Tracking

Unity

FOSS VR

Envision

WMR Controller Tracking on Arch

Monado

Motoc

WiVRn

WlxOverlay-S

Stardust XR

Valve Index Camera Passthrough

DEMoCap - Drag[en]gine Motion Capture

LÖVR

LÖVR Playspace

OpenComposite

xrBinder

SteamVR

Envision

How to set up Envision
powered by Monado

- [Envision GitLab repository](#)

Envision is a graphical app that acts as an orchestrator to get a full [Monado](#) or [WiVRn](#) setup up and running with a few clicks.

Envision attempts to construct a working runtime with both a native OpenXR and an OpenVR API, provided by [OpenComposite](#), for client applications to utilize. Please note the OpenVR implementation is incomplete and contains only what's necessary to run most games for compatibility. If you plan to implement software, utilize the OpenXR API, specification [here](#).

Envision | Linux VR Adven x
Pipelines · GabMus / Envis x
+

← → ↻
🔒 <https://lvra.gitlab.io/docs/fossvr/envision/>
📄 📄 ⭐

VRChat

- Easy Anti-Cheat
- Performance
- Blocking Ads in VRChat
- Video Players
- VRCX
- Face & Eye Tracking
- Unity

FOSS VR

- Envision**
- WMR Controller Tracking on Arch
- Monado
- Motoc
- WiVRn
- WlxOverlay-S
- Stardust XR
- Valve Index Camera Passthrough
- DEMoCap - Drag[en]gine Motion Capture

Lighthouse Driver in case of Valve Index and HTC Vive

- [Envision GitLab repository](#)

Envision is a graphical app that acts as an orchestrator to get a full [Monado](#) or [WiVRn](#) setup up and running with a few clicks.

Envision attempts to construct a working runtime with both a native OpenXR and an OpenVR API, provided by [OpenComposite](#), for client applications to utilize. Please note the OpenVR implementation is incomplete and contains only what's necessary to run most games for compatibility. If you plan to implement software, utilize the OpenXR API, specification [here](#).

Warning

Envision is still considered alpha-quality and highly experimental.

You can download the latest Applmage snapshot from [GitLab Pipelines](#).

If you are on Arch, You can use the [AUR package](#) `envision-xr-git`

Getting started

Upon launching Envision, you will need to select a profile on the bottom of the left side bar.






























Profiles that are available by default:

- **Lighthouse driver:** Proprietary SteamVR Lighthouse driver with top tracking quality. Recommended for Lighthouse HMDs.


GabMus / Envision / Pipelines


 All **137** Finished Branches Tags


 Branch name = main X Status =  Passed X


Status	Pipeline	Created by	Stages	Actions
 Passed 00:12:44 2 days ago	refactor(plugins): point to stardu... #1633487754  main 2bec37ee   latest		 	
 Passed 00:12:01 3 days ago	feat: support for plugin depende... #1631796164  main 160d7330  		 	
 Passed 00:12:16 4 days ago	fix: use correct wayland-protoc... #1631647544  main eda21055  		 	
 Passed	feat: launch options for plugins #1631633355		 	

Project


 Envision

 Manage >


 Plan >


 Code >


 Build v


 Pipelines


 Jobs

 Pipeline schedules


 Artifacts

 Deploy >

 Operate >

 Monitor >

 Help




- Search or go to...
- Project
- Envison
 - Manage >
 - Plan >
 - Code >
 - Build v
 - Pipelines**
 - Jobs
 - Pipeline schedules
 - Artifacts
 - Deploy >
 - Operate >
 - Monitor >
 - Help

All 137 Finished Branches Tags

Branch name = main X Status = ✔ Passed X

Show Pipeline ID v

Status	Pipeline	Created by	Stages	Actions
✔ Passed 00:12:44 2 days ago	refactor(plugins): point to stardu... #1633487754 <small>main</small> 2bec37ee		✔ ✔	Download artifacts
✔ Passed 00:12:01 3 days ago	feat: support for plugin depende... #1631796164 <small>main</small> 160d7330		✔ ✔	Download artifacts
✔ Passed 00:12:16 4 days ago	fix: use correct wayland-protoc... #1631647544 <small>main</small> eda21055		✔ ✔	Download artifacts
✔ Passed	feat: launch options for plugins		✔ ✔	Download artifacts



- Search or go to...
- Project
- Envision
 - Manage
 - Plan
 - Code
 - Build
 - Pipelines**
 - Jobs
 - Pipeline schedules
 - Artifacts
 - Deploy
 - Operate
 - Monitor

GabMus / Envision / Pipelines

All 137 Finished Branches Tags

Branch name = main X Status = Passed X Show Pipeline ID v

Status	Pipeline	Created by	Stages	Actions
Passed 00:12:44 2 days ago	refactor(plugins): point to stardu... #1633487754 2bec37ee		✓ ✓	Download artifacts
Passed 00:12:01 3 days ago	feat: support for plugin depende... #1631796164 160d7330		✓ ✓	Download artifacts
Passed 00:12:16 4 days ago	fix: use correct wayland-protoc... #1631647544 eda21055		✓ ✓	Download artifacts

Download artifacts

Search artifacts

appimage:archive

Project

Envision

Manage >

Plan >

Code >

Build v

Pipelines

Jobs

Pipeline schedules

Artifacts

Deploy >

Operate >

Monitor >

Help

All 137 Finished Branches tags

Branch name = main X Status = Passed X



Show Pipeline ID v


Status	Pipeline	Created by	Stages	Actions
Passed 00:12:44 2 days ago	refactor(plugins): point to stardu... #1633487754 main 2bec37ee			
Passed 00:12:01 3 days ago	feat: support for plugin depende... #1631796164 main 160d7330			
Passed 00:12:16 4 days ago	fix: use correct wayland-protoc... #1631647544 main eda21055			
Passed	feat: launch options for plugins #1631647544 main eda21055			



artifacts.zip

A few seconds left — 35.8 of 44.5 MB (12.5 MB/sec)


[Show all downloads](#)
[Get free trial](#)



artifacts.zip
Show in Folder

Show all downloads

Get free trial

- Search or go to...
- Project
- Envision
 - Manage
 - Plan
 - Code
 - Build
 - Pipelines**
 - Jobs
 - Pipeline schedules
 - Artifacts
 - Deploy
 - Operate
 - Monitor
 - Help

All 137 Finished Branches Tags

Branch name = main X Status = Passed X Show Pipeline ID v

Status	Pipeline	Created by	Stages	Actions
Passed 00:12:44 2 days ago	refactor(plugins): point to stardu... #1633487754 2bec37ee		latest	Download
Passed 00:12:01 3 days ago	feat: support for plugin depende... #1631796164 160d7330			Download
Passed 00:12:16 4 days ago	fix: use correct wayland-protoc... #1631647544 eda21055			Download
Passed	feat: launch options for plugins			Download

Sign in [Get free trial](#)

Show Pipeline ID v


Actions





Files

- Recent
- Starred
- Home
- Desktop
- Documents
- Downloads
- Music
- Pictures
- Videos
- Trash
- Other Locations

Home / Downloads


 artifacts.zip


 Overte-2024
 .11.1-
 x86_... mage


 ProtonUp-
 Qt-2.11.1-
 x86_... mage

"artifacts.zip" selected (46.7 MB)

Monitor


00:12:16 4 days ago #1031047344 eda21055

Passed

feat: launch options for plugins



Help



Sign in [Get free trial](#)

- Files
- Recent
- Starred
- Home
- Desktop
- Documents
- Downloads
- Music
- Pictures
- Videos
- Trash
- Other Locations

artifacts

artifacts.zip

Overte-2024 .11.1-x86_... mage

ProtonUp-Qt-2.11.1-x86_... mage

"artifacts" selected (containing 1 item)

Show Pipeline ID

Actions




00:12:16 4 days ago #1031047044 eda21055

Passed

feat: launch options for plugins





Sign in [Get free trial](#)

- Files
- Recent
- Starred
- Home
- Desktop
- Documents
- Downloads
- Music
- Pictures
- Videos
- Trash
- Other Locations

artifacts

artifacts.zip

Overte-2024 .11.1-x86_... mage

ProtonUp-Qt-2.11.1-x86_... mage

"artifacts" selected (containing 1 item)

Show Pipeline ID

Actions

- Download
- Download
- Download
- Download

00:12:16 4 days ago #1031047044 eda21055

Passed feat: launch options for plugins

- Download



Files

- Recent
- Starred
- Home
- Desktop
- Documents
- Downloads
- Music
- Pictures
- Videos
- Trash
- + Other Locations

Home / Downloads / artifacts

Envision-x86_64.Appl
mage

Sign in [Get free trial](#)

Show Pipeline ID

Actions



00:12:16
4 days ago
#1031047044
eda21055

Passed

feat: launch options for plugins



Warning
SteamVR room configuration not found.
To use the SteamVR lighthouse driver, you will need to run SteamVR Quick Calibration.

Warning
Your AMD GPU Power Profile is not set to VR. This

Duplicate of Lighthouse Driver - Envisio...

Trash
+ Other Locations

Show Pipeline ID

Actions




"Envisio-x86_64.AppImage" selected (47.2 MB)

00:12:16
4 days ago
eda21055

Passed

feat: launch options for plugins





Envision [Menu] [Close] [Maximize]

Start


Warning
SteamVR room configuration not found.
To use the SteamVR lighthouse driver, you will need to run SteamVR Quick Calibration.

Warning
Your AMD GPU Power Profile is set to VR. This

Duplicate of Lighthouse Driver - Envisio... [Dropdown] [More]



Home



Envision [Menu] [Close] [Maximize]

Refresh

SteamVR Quick Calibration


> Details

Calibrate

Duplicate of Lighthouse Driver - Envisio... [Dropdown] [More]



Home



Envision ☰ ▢ ✕

Refresh

SteamVR Quick Calibration

> Details

SteamVR not found

Calibrate

Duplicate of Lighthouse Driver - Envisio... ▾ ⋮



Home


SteamVR not found

Calibrate

Duplicate of Lighthouse Driver - Envisio... ▾ ⋮



Home



STEAM REAL-TIME STRATEGY FEST

DISCOUNTS, DEMOS, AND MORE
NOW - JAN 27 AT 10 AM PACIFIC

FEATURED & RECOMMENDED



Core Keeper

-  **SteamVR**
Free
-  **iVRy Driver for SteamVR**
Free
-  **iVRy Driver for SteamVR (PSVR Premium Edition)**
¥ 2,100
-  **iVRy Driver for SteamVR (Mobile Device Premium Edition)**
¥ 1,000
-  **SteamVR Device Monitor**



FEATURED & RECOMMENDED



shapez

Wishlist (7) Cart (4)

Your Store New & Noteworthy Categories Points Shop News Labs

search 🔍

All Games > SteamVR

SteamVR

Community Hub




Grab SteamVR to access and play VR games using your HTC Vive, Oculus Rift, Windows Mixed Reality headset, or any other supported VR headset and controllers.

RECENT REVIEWS: **Very Positive** (1,856)
ALL REVIEWS: **Very Positive** (65,851)
DEVELOPER: **Valve**

Popular user-defined tags for this product:

- VR
- Software
- Simulation
- Utilities
- 3D
- Co-op
- +





Headset, or any other supported VR headset and controllers.

RECENT REVIEWS: **Very Positive** (1,856)
ALL REVIEWS: **Very Positive** (65,851)
DEVELOPER: Valve

Popular user-defined tags for this product:

- VR Software Simulation Utilities 3D Co-op +



Follow Ignore


View Your Queue

IN LIBRARY SteamVR is already in your Steam library

Play Now

Write a review for SteamVR

Please describe what you liked or disliked about this game and whether you recommend it to others. Please remember to be polite and follow the **Rules and Guidelines**.



- Home
- All
- FAVORITES (14)
 - ChilloutVR
 - Elin
 - Frog Fractions: Game of the Decade
 - GUILTY GEAR -STRIVE-
 - Monster Girls and the Mysterious A
 - OVR Advanced Settings
 - Resonite
 - SteamVR**
 - Steno Arcade
 - Undertale
 - VirtualCast
 - VRChat
 - VTube Studio
 - XSOverlay
- ROGUELIKE (2)
 - Flin



INSTALL

SPACE REQUIRED
5 GB

LAST LAUNCHED
Jan 20

USAGE TIME
3,925.3 hours




Store Page Community Hub Discussions Guides Workshop Market Support

You've used this title for 3925 hours
 Would you recommend this software to other players?


ACTIVITY

NOTES



- Home
- All
- FAVORITES (14)
- ChilloutVR
- Elin
- Frog Fractions: Game of the Decade
- GUILTY GEAR -STRIVE-
- Monster Girls and the Mysterious A
- OVR Advanced Settings
- Resonite
- SteamVR
- Steno Arcade
- Undertale
- VirtualCast
- VRChat
- VTube Studio
- XSOverlay
- ROGUELIKE (2)
- Flin
- Add a Game

Install



SteamVR
5 GB

Create desktop shortcut
 Create an application shortcut

Install
Cancel

ACTIVITY

NOTES



- Home
- All
- FAVORITES (14)
- ChilloutVR
- Elin
- Frog Fractions: Game of the Decade
- GUILTY GEAR -STRIVE-
- Monster Girls and the Mysterious A
- OVR Advanced Settings
- Resonite
- SteamVR - 0%
- Steno Arcade
- Undertale
- VirtualCast
- VRChat
- VTube Studio
- XSOverlay
- ROGUELIKE (2)
- Elin



|| PAUSE
STARTING DOWNLOAD Starting Download
CLOUD STATUS Up to date
LAST LAUNCHED Today

- Store Page
- Community Hub
- Discussions
- Guides
- Workshop
- Market
- Support

You've used this title for 3925 hours
 Would you recommend this software to other players?


Yes
No
Maybe Later

ACTIVITY NOTES

+ Add a Game

Starting Download 0%

Friends & Chat



- Home
- All
- FAVORITES (14)
 - ChilloutVR
 - Elin
 - Frog Fractions: Game of the Decadi
 - GUILTY GEAR -STRIVE-
 - Monster Girls and the Mysterious A
 - OVR Advanced Settings
 - Resonite
 - SteamVR**
 - Steno Arcade
 - Undertale
 - VirtualCast
 - VRChat
 - VTube Studio
 - XSOverlay
- ROGUELIKE (2)
 - Elin



▶ LAUNCH

CLOUD STATUS Up to date

LAST LAUNCHED Today

USAGE TIME 3,925.3 hours



[Store Page](#)
[Community Hub](#)
[Discussions](#)
[Guides](#)
[Workshop](#)
[Market](#)
[Support](#)

You've used this title for 3925 hours
 Would you recommend this software to other players?


ACTIVITY

NOTES

+ Add a Game

Downloads - 1 of 1 Items Complete

Friends & Chat



- Home [grid icon]
- All [dropdown arrow] [refresh icon] [clock icon] [play icon]
- Search [magnifying glass icon] [hamburger menu icon]
- FAVORITES (14)
- ChilloutVR
- Elin
- Frog Fractions: Game of the Decad
- GUILTY GEAR -STRIVE-
- Monster Girls and the Mysterious A
- OVR Advanced Settings
- Resonite
- SteamVR - Running**
- Steno Arcade
- Undertale
- VirtualCast
- VRChat
- VTube Studio
- XSOverlay
- ROGUELIKE (2)
- Elin



VR



X STOP

CLOUD STATUS
Up to date

LAST LAUNCHED
Today

USAGE TIME
3,925.3 hours

[Store Page](#) [Community Hub](#) [Discussions](#) [Guides](#) [Workshop](#) [Market](#) [Support](#)

You've used this title for 3925 hours
Would you recommend this software to other players?
[Yes](#) [No](#) [Maybe Later](#)


ACTIVITY

NOTES

+ Add a Game


Downloads - 1 of 1 Items Complete

Friends & Chat



Home

All



— FAVORITES (14)

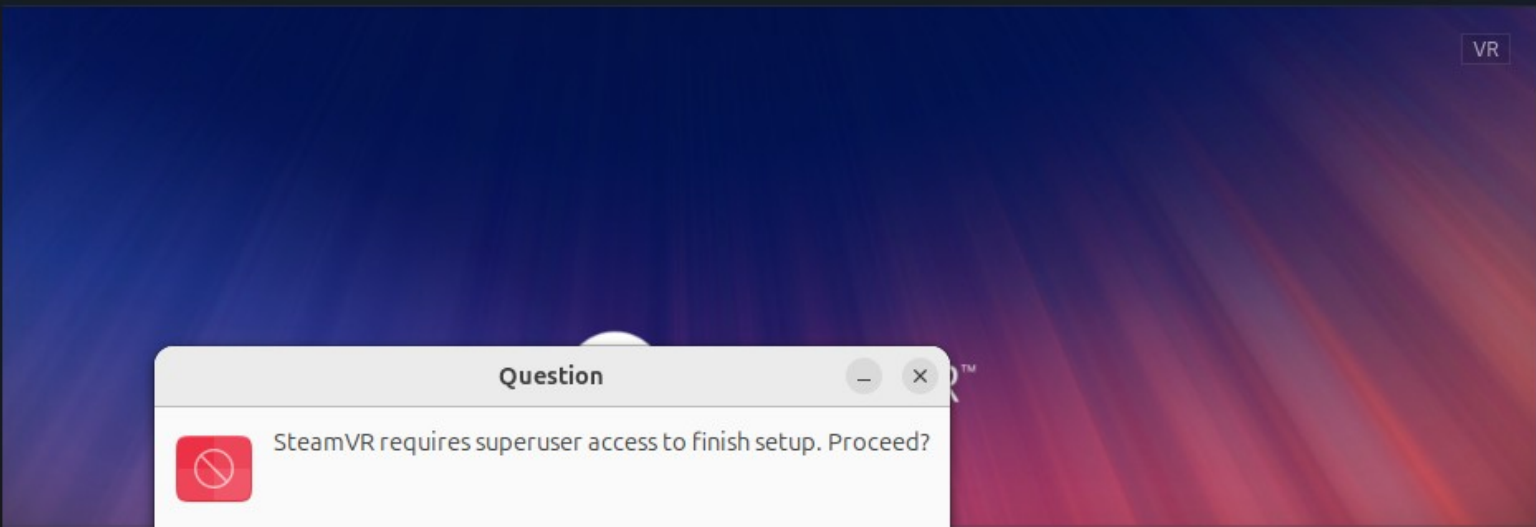
- ChilloutVR
- Elin
- Frog Fractions: Game of the Decad
- GUILTY GEAR -STRIVE-
- Monster Girls and the Mysterious A
- OVR Advanced Settings
- Resonite
- SteamVR - Running**

- Steno Arcade
- Undertale
- VirtualCast
- VRChat
- VTube Studio
- XSOverlay

— ROGUELIKE (2)


- Elin

+ Add a Game



VR

Question

 SteamVR requires superuser access to finish setup. Proceed?

USAGE TIME 3,925.3 hours




Store Page Community Hub Discussions Guides Workshop Market Support

You've used this title for 3925 hours

Would you recommend this software to other players?


ACTIVITY

NOTES



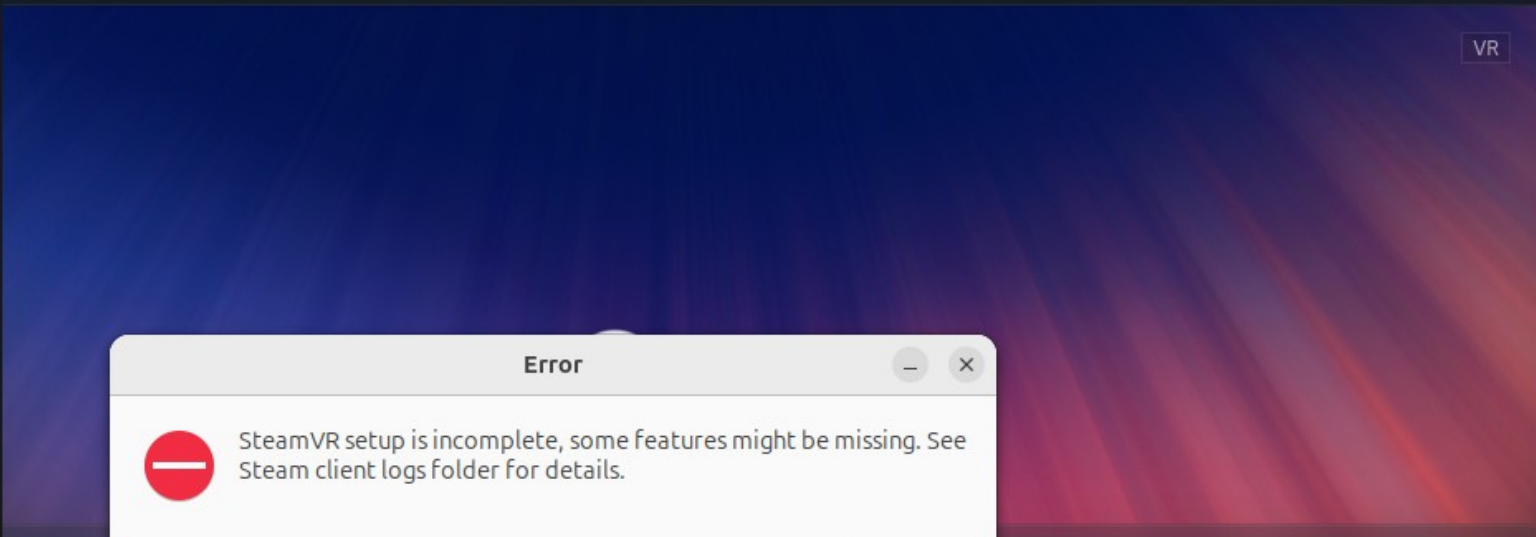
Home

All




— FAVORITES (14)

- ChilloutVR
- Elin
- Frog Fractions: Game of the Decad
- GUILTY GEAR -STRIVE-
- Monster Girls and the Mysterious A
- OVR Advanced Settings
- Resonite
- SteamVR - Running**
- Steno Arcade
- Undertale
- VirtualCast
- VRChat
- VTube Studio
- XSOverlay
- ROGUELIKE (2)
- Elin



VR

Error

 SteamVR setup is incomplete, some features might be missing. See Steam client logs folder for details.

OK

...GE TIME 5.3 hours


Store Page Community Hub Discussions Guides Workshop Market Support

You've used this title for 3925 hours

Would you recommend this software to other players?


Yes No Maybe Later

ACTIVITY NOTES



Home

All



FAVORITES (14)

- ChilloutVR
 - Elin
 - Frog Fractions: Game of the Decade
 - GUILTY GEAR -STRIVE-
 - Monster Girls and the Mysterious A
 - OVR Advanced Settings
 - Resonite
 - SteamVR - Running**
 - Steno Arcade
 - Undertale
 - VirtualCast
 - VRChat
 - VTube Studio
 - XSOverlay
- ROGUELIKE (2)
- Elin

+ Add a Game



VR



STOP

CLOUD STATUS Up to date

LAST LAUNCHED Today

USAGE TIME 3,637.9 hours




[Store Page](#)
[Community Hub](#)
[Discussions](#)
[Guides](#)
[Workshop](#)
[Market](#)
[Support](#)

You've used this title for 3637 hours

Would you recommend this software to other players?

ACTIVITY

NOTES



Startup / Shutdown

OpenXR

CHOOSE STARTUP OVERLAY APPS 0 SELECTED

Turn off displays after 5 SECONDS

Turn off controllers after 5 MINUTES

Turn off controllers when exiting SteamVR Off On

Exit SteamVR NEVER

Advanced Settings

Hide Show



KawaneRio

VR™

USAGE TIME 3,637.9 hours

Workshop Market Support

No Maybe Later

NOTES


Friends & Chat

STEAMVR 2.8.8

Welcome

Please plug in your VR headset

+ Add a Game



Startup / Shutdown

OpenXR

CHOOSE STARTUP OVERLAY APPS 0 SELECTED

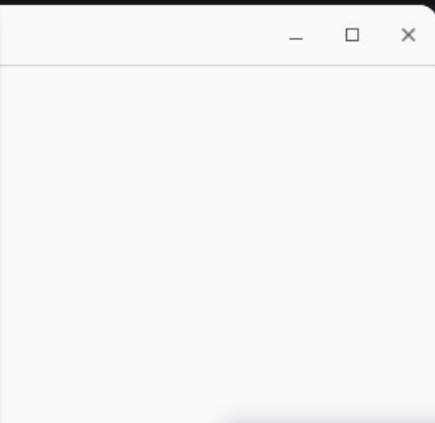
Turn off displays after 5 SECONDS

Turn off controllers after 5 MINUTES

Turn off controllers when exiting SteamVR Off On

Exit SteamVR NEVER

Advanced Settings Hide Show



KawaneRio

VR

Settings icons: Gear, Info, Heart

Workshop Market Support

Maybe Later

NOTES

Friends & Chat

- Room Setup
- Tutorial
- Toggle Dashboard
- Recenter
- Display VR View
- Display Performance Graph
- Devices
- Workshop
- Create System Report
- Settings
- Developer
- Help
- Quit

STEAMVR 2.8.8


Welcome

Please plug in your VR headset

Welcome to Room Setup!

Set up for Room-Scale


Play Room-Scale, Standing, and Seated VR experiences. Choose this if you have at least 2 meters by 1.5 meters, or around 6.5 by 5 feet.



ROOM-SCALE

Set up for Standing Only

Play Standing and Seated VR experiences. Choose this if you have limited space to walk around.



STANDING ONLY

VR



Chat 🗨️



Establish tracking.

Place the Headset in a location visible from the Base Stations.

Headset Off

BACK

NEXT

VR



Chat



ubuntu steamvr requires superuser hmd not recognized



ログイン

すべて ショッピング 動画 画像 ニュース ウェブ 書籍 もっと見る ツール



GitHub

<https://github.com> > issues · このページを訳す

[SOLVED][BUG] SteamVR fails to start on Fresh Install of ...

2024/09/15 — The SteamVR does not start anymore. The VR monitor window won't even open; it just automatically stops whenever I click Play.



Reddit · r/Vive

10 件以上のコメント · 5 年前

My friend can't get his vive to detect on linux.

The most common cause would be a permission problem. By default SteamVR needs to directly access the USB device which by default only root can ...



NVIDIA Developer Forums

<https://forums.developer.nvidia.com> > ... · このページを訳す

Bigscreen Beyond HMD unable to be initialized on Nvidia ...

2024/05/25 — The Bigscreen Beyond HMD is not able to be utilized on either the Nvidia proprietary or open kernel drivers.



Product Solutions Resources Open Source Enterprise Pricing



Sign in

Sign up

ValveSoftware / SteamVR-for-Linux Public

Notifications

Fork 45

Star 947

Code Issues 373 Pull requests 2 Security Insights

[SOLVED][BUG] SteamVR fails to start on Fresh Install of Ubuntu-Studio 24.04.1 LTS (Noble Numbat) #736

New issue

Closed



KawaneRio opened on Sep 16, 2024 · edited by KawaneRio

Edits ...

Summary

SteamVR was kinda working? on Fresh Install of Ubuntu-Studio 24.04.01. When I had initially installed steam (and SteamVR) right after the fresh installation of ubuntu, the SteamVR would start but would not output anything to the HMD nor will it produce a VR View. It did recognize my HMD, my 3 VIVE trackers, and my two Index controllers, as they were all shown green in the little SteamVR window. I updated the drivers on my Valve Index Controllers and now the SteamVR does not start anymore. The VR monitor window won't even open; it just automatically stops whenever I click Play.

Assignees

No one assigned

Labels

bug

Type

No type

Projects



Closed [SOLVED][BUG] SteamVR fails to start on Fresh Install of Ubuntu-Studio 24.04.1 LTS (Noble Numbat) #736

KawaneRio added **bug** on Sep 16, 2024

KawaneRio on Sep 16, 2024 Author ⋮
I've tried using X11 instead of Wayland but did not work

KawaneRio on Sep 16, 2024 Author ⋮
Proton 8.0-5 did not work

KawaneRio on Sep 16, 2024 Author ⋮
GE-Proton9-13 did not work

KawaneRio on Sep 16, 2024 Author ⋮
It seems that everytime I change my Proton to Linux Runtime 3.0 and grant superuser permissions, it works. But then when I quit and try to play SteamVR again for the second or third time, it fails 😞

Closed

[SOLVED][BUG] SteamVR fails to start on Fresh Install of Ubuntu-Studio 24.04.1 LTS (Noble Numbat) #736




KawaneRio on Sep 17, 2024 · edited by KawaneRio

Edits Author ...

So, um, update.

SteamVR works now. Here is what I did:

I unplugged my Valve Index's HDMI cable from my RX 6600 port and replugged it onto my RX 580's HDMI port.





Closed [SOLVED][BUG] SteamVR fails to start on Fresh Install of Ubuntu-Studio 24.04.1 LTS (Noble Numbat) #736

KawaneRio on Sep 17, 2024 · edited by KawaneRio Edits Author ...

I unplugged my Valve Index's HDMI cable from my RX 6600 port and replugged it onto my RX 580's HDMI port.





Home




Steam login window

Logging in...

KawaneRio


Home



STEAM REAL-TIME STRATEGY FEST

DISCOUNTS, DEMOS, AND MORE
NOW - JAN 27 AT 10 AM PACIFIC

FEATURED & RECOMMENDED



Tinv Glade

- Home [grid icon]
- All [dropdown arrow] [refresh icon] [clock icon] [play icon]
- Search [magnifying glass icon] [hamburger menu icon]
- FAVORITES (14)
- ChilloutVR
- Elin
- Frog Fractions: Game of the Decade
- GUILTY GEAR -STRIVE-
- Monster Girls and the Mysterious A
- OVR Advanced Settings
- Resonite
- SteamVR [beta]**
- Steno Arcade
- Undertale
- VirtualCast
- VRChat
- VTube Studio
- XSOverlay
- ROGUELIKE (2)
- Elin



LAUNCH

SELECTED VERSION
beta

CLOUD STATUS
Up to date

LAST LAUNCHED
Today

[Store Page](#)
[Community Hub](#)
[Discussions](#)
[Guides](#)
[Workshop](#)
[Market](#)
[Support](#)

You've used this title for 3925 hours
 Would you recommend this software to other players?

Yes
 No
 [Maybe Later](#)

ACTIVITY

NOTES



Establish tracking.


Place the Headset in a location visible from the Base Stations.

VR

Headset Off

BACK

NEXT



Software & Updates

Search for apps

Steam
Canonical ✓
Games

Channel: latest/stable 1.0.0.81 ▼ Open ⋮ 👍 👎

3518 votes Good	Confinement Strict ▼	Download size 225.34 MB	License Proprietary
Version 1.0.0.81	Published Oct 24, 2024	Links Developer website Contact Canonical	

Gallery

Manag... 8

About

Screenshot from 2025...3.png

Screenshot from 2025...9.png

Screenshot from 2025...2.png

Screenshot from 2025...6.png

Screenshot from 2025...2.png

Screenshot from 2025...1.png

```

fosdem2025@fosdem2025: ~
steam[11045]: Attempting HID Open IMU: 0ECC0F3C6E-RYB
steam[11045]: Attempting HID Open IMU: 43E467C198-LYM
... Vulkan ICD #0 from /var/lib/snapd/lib/vulkan/ic
vulkan/ic.d/nvidia_icd.json): No such file or
"/home/fosdem2025/snap/steam/common/.local/shar
inesv6/steamapprun_pipeline_cache".
l/share/Steam/steamapps/common/SteamVR"
820, but recording for this game is disabled
... Vulkan ICD #0 from /var/lib/snapd/lib/vulkan/ic
vulkan/ic.d/nvidia_icd.json): No such file or
r_platform_0.20241127.109710
ecking for update. . .
dates...
ps://client-update.akamai.steamstatic.com/steam
request
g for download to finish
ed
client_publicbeta_ubuntu12 version 1737601106,
version 0
l/share/Steam/steamapps/common/SteamVR"
820, but recording for this game is disabled
... Vulkan ICD #0 from /var/lib/snapd/lib/vulkan/ic
vulkan/ic.d/nvidia_icd.json): No such file or
r_platform_0.20241127.109710
l/share/Steam/steamapps/common/SteamVR"
820, but recording for this game is disabled
... Vulkan ICD #0 from /var/lib/snapd/lib/vulkan/ic
vulkan/ic.d/nvidia_icd.json): No such file or
directory
vrstartup.sh[14633]: Steam Linux Runtime: sniper_platform_0.20241127.109710
Game Recording - game stopped [gameid=250820]
Removing process 14556 for gameID 250820

```


Software & Updates

App Center

- Explore
- Featured
- Productivity
- Development
- Games

Manag... 8

About

Screenshot from 2025...3.png

Screenshot from 2025...9.png

Screenshot from 2025...2.png

Screenshot from 2025...6.png

Screenshot from 2025...2.png

Screenshot from 2025...1.png

Search for apps

Steam

Canonical

Product Solutions Resources Open Source Enterprise Pricing

canonical / steam-snap Public

Code Issues 50 Pull requests 4 Discussions Actions Projects Wiki Security Insights

main 5 Branches 0 Tags

Go to file Code

ashuntu fix: Use correct MangoHUD path on 32-bit games (#417) d9686be · 3 months ago 322 Commits

.github	ci: update upload artifact action	4 months ago
snap	fix: Use correct MangoHUD path on 32-bit games (#417)	3 months ago
src	force appimages to extract before running	5 months ago
tests	Move test logic to tests/vulkan	2 years ago
.gitignore	New repository	6 years ago
README.md	Drop note about being in beta as we're now stable!	2 years ago

README

About

Steam as a snap

[snapcraft.io/steam](#)

steam snap

- Readme
- Activity
- Custom properties
- 77 stars
- 10 watching
- 10 forks

Report repository

Contributors 9

```
fosdem2025@fosdem2025: ~
steam[11045]: Attempting HID Open IMU: 0ECC0F3C6E-RYB
steam[11045]: Attempting HID Open IMU: 43E467C198-LYM
... Vulkan ICD #0 from /var/lib/snapd/lib/vulkan/ic
... vulkan/icd.d/nvidia_icd.json): No such file or
... /home/fosdem2025/snap/steam/common/.local/shar
... inesv6/steamapprun_pipeline_cache".
... /share/Steam/steamapps/common/SteamVR"
... 820, but recording for this game is disabled
... /var/lib/snapd/lib/vulkan/ic
... _icd.json): No such file or
... 27.109710
...
... akamai.steamstatic.com/steam
... finish
... buntu12 version 1737601106,
...
... apps/common/SteamVR"
... for this game is disabled
... /var/lib/snapd/lib/vulkan/ic
... _icd.json): No such file or
... 27.109710
...
... apps/common/SteamVR"
... for this game is disabled
... /var/lib/snapd/lib/vulkan/ic
... _icd.json): No such file or
... 27.109710
...
... Removing process 14556 for gameID 250820
```

Software & Updates

App Center

- Explore
- Featured
- Productivity
- Development
- Games

Manag... 8

About

Steam
Canonical

Search For apps

https://github.com/canonical/steam-snap

Steam Snap

This is a snap of Valve's [Steam client](#). It is intended to run on any system that supports snapd, providing a consistent environment to run the games separate from the underlying host operating system.

Building locally

To build this snap locally, you need [Snapcraft](#). The project can be built with the following command:

```
snapcraft --use-ldx
```

Install with

```
snap install steam.snap --dangerous
```

Run with

```
snap run steam
```

For questions and troubleshooting, see the wiki.

Report repository

Contributors 9

Languages

- Python 57.9%
- Shell 42.1%

```
fosdem2025@fosdem2025: ~  
steam[11045]: Attempting HID Open IMU: 0ECC0F3C6E-RYB  
steam[11045]: Attempting HID Open IMU: 43E467C198-LYM  
...  
... Vulkan ICD #0 from /var/lib/snapd/lib/vulkan/ic  
... vulkan/icd.d/nvidia_icd.json): No such file or  
...  
... /home/fosdem2025/snap/steam/common/.local/shar  
... inesv6/steamapprun_pipeline_cache".  
... l/share/Steam/steamapps/common/SteamVR"  
... 820, but recording for this game is disabled  
... /var/lib/snapd/lib/vulkan/ic  
... _icd.json): No such file or  
...  
... 27.109710  
...  
... akamai.steamstatic.com/steam  
...  
... finish  
... buntu12 version 1737601106,  
...  
... apps/common/SteamVR"  
... for this game is disabled  
... /var/lib/snapd/lib/vulkan/ic  
... _icd.json): No such file or  
...  
... 27.109710  
...  
... apps/common/SteamVR"  
... for this game is disabled  
... /var/lib/snapd/lib/vulkan/ic  
... _icd.json): No such file or  
...  
... 27.109710  
...  
... Removing process 14556 for gameID 250820
```




**DON'T INSTALL
STEAM SNAP**



DON'T INSTALL STEAM SNAP



**Steam Snap will NOT work with SteamVR
so you are gonna have to reinstall Steam all over again***

***On a Fresh Install of Ubuntu 24.04.1 LTS**

INSTALL steam-installer Instead!

**Steam Snap will NOT work with SteamVR
so you are gonna have to reinstall Steam all over again***

***On a Fresh Install of Ubuntu 24.04.1 LTS**



[BUG] Installation says is "requires superuser access to finish setup", but doesn't ask for it, then displays an error that installation "is incomplete." #750

New issue

Open

jMyles opened on Nov 6, 2024 · edited by jMyles

Edits ...

So far I've installed Steam from both Snap and Flatpak and had the same outcome:

It displays a dialog box, saying "SteamVR requires superuser access to finish setup. Proceed?" The available options are "No" and "Yes."

Clicking Yes causes the dialogue to disappear, but it does not then go through the normal flow of asking for superuser access.

Subsequently, a dialogue box ("error" severity) appears, saying: "SteamVR setup is incomplete, some features might be missing. See Steam client logs folder for details."

A cursory look through the logs doesn't show me anything that immediately stands out, but there are quite a lot of

Assignees

No one assigned

Labels

bug

Type

No type

Projects

No projects

App Center





Explore

Featured

Productivity

Development

Games



Steam

Canonical

Games



Channel

latest/stable 1.0.0.81



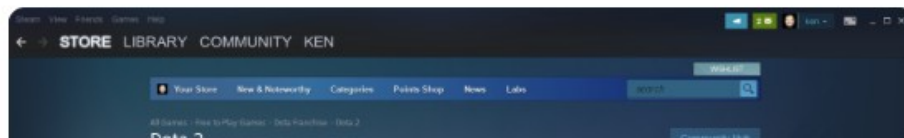
Open

3518 votes
GoodConfinement
Strict Download size
225.34 MBLicense
ProprietaryVersion
1.0.0.81Published
Oct 24, 2024Links
[Developer website](#)
[Contact Canonical](#)

Gallery

Manag...

About





- App Center
- Explore
- Featured
- Productivity
- Development
- Games
- Manag... 8
- About

Search for apps



Steam
Canonical ✓
Games



Channel latest/stable 1.0.0.81

Open



Uninstall

3518 votes
Good

Confinement
Strict

Download size
225.34 MB

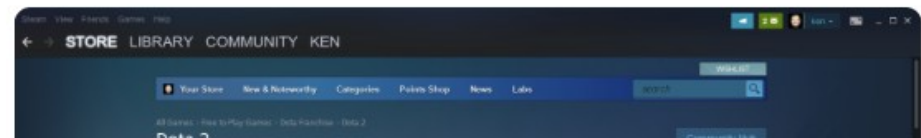
License
Proprietary

Version
1.0.0.81

Published
Oct 24, 2024

Links
[Developer website](#)
[Contact Canonical](#)

Gallery



App Center

- Explore
- Featured
- Productivity
- Development
- Games

- Manag... 8
- About



Search for apps



Steam

Canonical

Games



Channel

latest/stable 1.0.0.81



Uninstalling

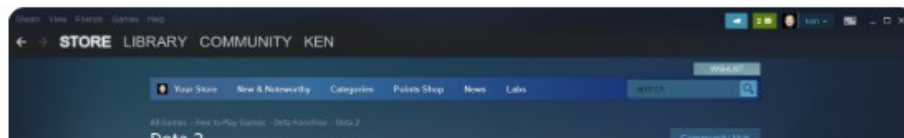
Cancel

Confinement
Strict Download size
225.34 MBLicense
ProprietaryVersion
1.0.0.81Published
Oct 24, 2024

Links


[Developer website](#)[Contact Canonical](#)

Gallery






Home



Q Type to search



- Software Center
- Startup Applications
- Startup Applications
- Synaptic Package Manager
- Text Editor
- Transmission



Synaptic Package Manager

File Edit Package Settings Help

Reload Mark All Upgrades Apply Properties Search

All	S	Package	Installed Version	Latest Version	Description
Amateur Radio (universe)	<input type="checkbox"/>	0ad-data		0.0.26-1	Real-time strategy g
Communication	<input type="checkbox"/>	0ad-data-common		0.0.26-1	Real-time strategy g
Communication (multiverse)	<input type="checkbox"/>	0install		2.18-2ubuntu2	cross-distribution p
Communication (universe)	<input type="checkbox"/>	0install-core		2.18-2ubuntu2	cross-distribution p

Sections

Status

Origin

Custom Filters

Search Results

Architecture

No package is selected.

78070 packages listed, 2001 installed, 0 broken. 0 to install/upgrade, 0 to remove

Search for packages



Home

Synaptic Package Manager

File Edit Package Settings Help

Reload Mark All Upgrades Apply Properties Search

All	S	Package	Installed Version	Latest Version	Description
steam	<input type="checkbox"/>	sl		5.02-1	Correct you if you t
	<input type="checkbox"/>	stea		1:1.0.0.79~ds-2	Device support for
	<input checked="" type="checkbox"/>	stea		1:1.0.0.79~ds-2	Valve's Steam digit
	<input type="checkbox"/>	stea		1:1.0.0.79~ds-2	Metapackage for St

Find

Search:

Look in:

Sections
Status
Origin
Custom Filters
Search Results
Architecture

Valve's
Get S
Steam (<https://www.steampowered.com>) is a software content delivery system developed by Valve software (<https://www.valvesoftware.com>). There is some free software available, but for the most part the content delivered is non-free.

This package provides a script that downloads and installs the Steam client,

32 packages listed, 2001 installed, 0 broken. 0 to install/upgrade, 0 to remove



Home

Synaptic Package Manager

File Edit Package Settings Help

Reload Mark All Upgrades Apply Properties Search

All	S	Package	Installed Version	Latest Version	Description
Amateur Radio (universe)	<input type="checkbox"/>	0ad-data		0.0.26-1	Real-time strategy g
Communication	<input type="checkbox"/>	0ad		0.0.26-1	Real-time strategy g
Communication (multiverse)	<input type="checkbox"/>	0ins		2.18-2ubuntu2	cross-distribution p
Communication (universe)	<input type="checkbox"/>	0ins		2.18-2ubuntu2	cross-distribution p

Sections
Status
Origin
Custom Filters
Search Results
Architecture

No packages found

78070 packages listed, 2001 installed, 0 broken. 0 to install/upgrade, 0 to remove

Find

Search:

Look in:

Cancel Search



Home

Synaptic Package Manager

File Edit Package Settings Help

Reload Mark All Upgrades Apply Properties Search

All	S	Package	Installed Version	Latest Version	Description
steam	<input type="checkbox"/>	steam-installer		1:1.0.0.79~ds-2	Valve's Steam digital software delivery system
steam-installer	<input checked="" type="checkbox"/>				

Sections
Status
Origin
Custom Filters
Search Results
Architecture

Valve's Steam digital software delivery system

[Get Screenshot](#) [Get Changelog](#) [Visit Homepage](#)

Steam (<https://www.steampowered.com>) is a software content delivery system developed by Valve software (<https://www.valvesoftware.com>). There is some free software available, but for the most part the content delivered is non-free.

This package provides a script that downloads and installs the Steam client,

1 packages listed, 2001 installed, 0 broken. 0 to install/upgrade, 0 to remove



Home

Synaptic Package Manager

File Edit Package Settings Help

Reload Mark All Upgrades Apply Properties Search

All	S	Package	Installed Version	Latest Version	Description
steam	<input type="checkbox"/>	steam-installer		1:1.0.0.79~ds-2	Valve's Steam digital

Sections
Status
Origin
Custom Filters
Search Results
Architecture

Unmark
Mark for Installation
Mark for Reinstallation
Mark for Upgrade
Mark for Removal
Mark for Complete Removal

delivery system
[Visit Homepage](#)

Steam (<https://www.steampowered.com>) is a software content delivery system developed by Valve software (<https://www.valvesoftware.com>). There is some free software available, but for the most part the content delivered is non-free.

This package provides a script that downloads and installs the Steam client,

1 packages listed, 2001 installed, 0 broken. 0 to install/upgrade, 0 to remove



Home

Synaptic Package Manager

File Edit Package Settings Help

Reload Mark All Upg

All
steam
steam-installer

Sections
Status
Origin
Custom Filters
Search Results
Architecture

Properties Search

Version Description
ds-2 Valve's Steam digit

delivery system
There is delivered

This package provides a script that downloads and installs the Steam client,

1 packages listed, 2001 installed, 0 broken. 0 to install/upgrade, 0 to remove

synaptic

Mark additional required changes?

The chosen action also affects other packages. The following changes are required in order to proceed.

∨ To be installed

- curl
- libcrypt1:i386
- libegl-mesa0:i386
- libegl1:i386
- libnm0:i386
- libva-glx2
- libva-glx2:i386

Cancel Mark



Home

Synaptic Package Manager

File Edit Package Settings Help

Reload **Mark All Upgrades** Apply Properties Search

All	Package	Installed Version	Latest Version	Description
steam	<input checked="" type="checkbox"/> steam-installer		1:1.0.0.79~ds-2	Valve's Steam digital software delivery system

steam-installer

Sections
Status
Origin
Custom Filters
Search Results
Architecture

Valve's Steam digital software delivery system

[Get Screenshot](#) [Get Changelog](#) [Visit Homepage](#)

Steam (<https://www.steampowered.com>) is a software content delivery system developed by Valve software (<https://www.valvesoftware.com>). There is some free software available, but for the most part the content delivered is non-free.

This package provides a script that downloads and installs the Steam client,

1 packages listed, 2001 installed, 0 broken. 12 to install/upgrade, 0 to remove; 3367 kB will be used



Home

Synaptic Package Manager

File Edit Package Settings Help

Reload Mark All Upgrades Apply Properties Search

All	Installed Version	Latest Version	Description
steam-installer	steam-installer	1:1.0.0.79~ds-2	Valve's Steam digital software delivery system

Sections
Status
Origin
Custom Filters
Search Results
Architecture

Valve's Steam digital software delivery system

Get Screenshot Get Changelog [Visit Homepage](#)

Steam (<https://www.steampowered.com>) is a software content delivery system developed by Valve software (<https://www.valvesoftware.com>). There is some free software available, but for the most part the content delivered is non-free.

This package provides a script that downloads and installs the Steam client,

1 packages listed, 2001 installed, 0 broken. 12 to install/upgrade, 0 to remove; 3367 kB will be used



Home

Synaptic Package Manager

Summary

Apply the following changes?
This is your last opportunity to look through the list of marked changes before they are applied.

- > To be installed
- > Unchanged

Summary Show Details

3 packages will be held back and not upgraded
12 new packages will be installed
3367 kB of extra space will be used
1144 kB have to be downloaded


Download package files only

Cancel Apply

1 packages listed, 2001 installed, 0 broken. 12 to install/upgrade, 0 to remove; 3367 kB will be used



Home



Synaptic Package Manager

File Edit Package Settings Help

Reload Mark All Upgrades Apply Properties Search

All	S	Package	Installed Version	Latest Version	Description
steam-installer					

Sections
Status
Origin
Custom Filters
Search Results
Architecture

1 packages listed, 2001 installed, 0 broken. 12 to install/upgrade, 0 to remove; 3367 kB will be used

Downloading Package Files


Download rate: ...

> Show individual files

Cancel



Home



Synaptic Package Manager

File Edit Package Settings Help

Reload Mark All Upgrades Apply Properties Search


All Packages Installed Version Latest Version Description

steam-installer

Sections
Status
Origin
Custom Filters
Search Results
Architecture

1 packages listed, 2001 installed, 0 broken. 12 to install/upgrade, 0 to remove; 3367 kB will be used

Changes applied

 **Changes applied**

Successfully applied all changes. You can close the window now.

Automatically close after the changes have been successfully applied

> Details

Close



Home

Q Type to search I



Clocks



Videos



Additio...



Calculator



Calendar



Camera



Docume...



Firmwar...



Settings



Image V...



System ...



Languag...



LibreO...



Terminal



LibreO...



Utilities



LibreO...



LibreO...



LibreO...



Power S...



Remmina



Shotwell



Softwar...



Softwar...

Q install Steam



Install Steam



Synaptic Package Manager


File Edit Package Settings Help

Reload Mark All Upgrades Apply Properties Search

All	S	Package	Installed Version	Latest Version	Description
steam-installer	<input type="checkbox"/>	steam-installer	1:1.0.0.79~ds-2	1:1.0.0.79~ds-2	Valve's Steam digit

Steam installer

Steam is proprietary (binary-only) software.

 See `/usr/share/doc/steam-installer/README.Debian` for more information about this package.

Steam will be installed into: `/home/fosdem2025/.steam/debian-installation`

Cancel Install

1 packages listed, 2013 installed, 0 broken. 0 to install/upgrade, 0 to remove



Home

Synaptic Package Manager

File Edit Package Settings Help

Reload Mark All Upgrades Apply Properties Search

All	S	Package	Installed Version	Latest Version	Description
steam-installer	<input checked="" type="checkbox"/>	steam-installer	1:1.0.0.79~ds-2	1:1.0.0.79~ds-2	Valve's Steam digit

Sections
Status
Origin
Custom Filters
Search Results
Architecture

Steam setup

Updating Steam runtime environment...

1 packages listed, 2013 installed, 0 broken. 0 to install/upgrade, 0 to remove



Home

Synaptic Package Manager

File Edit Package Settings Help

Reload Mark All Upgrades Apply Properties Search

All	S	Package	Installed Version	Latest Version	Description
steam-installer	■	steam-installer	1:1.0.0.79~ds-2	1:1.0.0.79~ds-2	Valve's Steam digit

Sections
Status
Origin
Custom Filters
Search Results
Architecture

No package

1 packages listed, 2013 installed, 0 broken. 0 to install/upgrade, 0 to remove

Steam


Updating Steam...

Downloading update (37,315 of 487,649 KB)...

Cancel



Home



Synaptic Package Manager

File Edit Package Settings Help

Reload

All

steam-installer

Section

Status

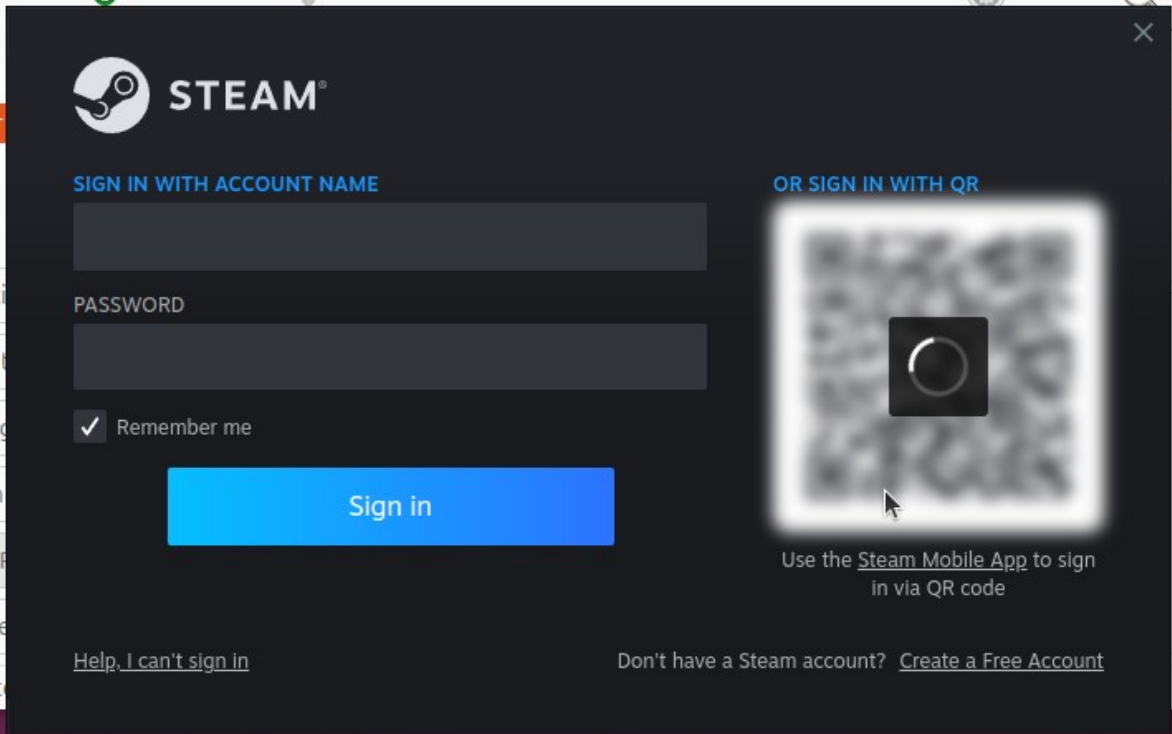
Origin

Custom

Search

Archite

1 packages list



STEAM


SIGN IN WITH ACCOUNT NAME

PASSWORD

Remember me

Sign in

OR SIGN IN WITH QR



Use the [Steam Mobile App](#) to sign in via QR code

[Help. I can't sign in](#)

Don't have a Steam account? [Create a Free Account](#)



Using a VR Headset?

Install SteamVR to make full use of your headset with Steam, then use this button each time you'd like to launch or exit VR using Steam.

 Don't Show this dialog again[Install SteamVR](#)[Close](#)[Help](#)

Install




SteamVR

5 GB

- Create desktop shortcut
- Create an application shortcut

Install

Cancel



FEATURED & RECOMMENDED




Danganronpa 2: Goodbye Despair




Now Available

Top Seller

-70% ¥2,130 ¥641





- Change Account...
- Sign Out...
- Go Offline...
- Check for Steam Client Updates...
- Restore Game Backup...
- Settings
- Exit

COMMUNITY KAWANERIO

New & Noteworthy Categories Points Shop News Labs

Wishlist (7) Cart (4)

search




Danganronpa 2: Goodbye Despair




Now Available

Top Seller

-70% ¥2,130 ¥641





- Account
- Friends & Chat
- Family
- Security
- Notifications
- Interface
- Library
- Downloads
- Storage
- Cloud
- In Game
- Compatibility
- Controller
- Game Recording
- Voice

Account



KawaneRio
Online

View Profile

Add Funds

Privacy Settings
Profile, Games, Inventory, Etc

Account Details
Store, Security, Family, Devices

Friend Code 369692040

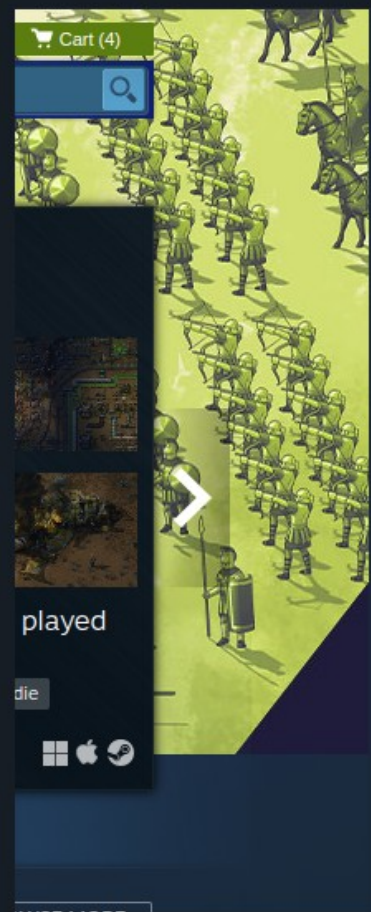
Add Friends

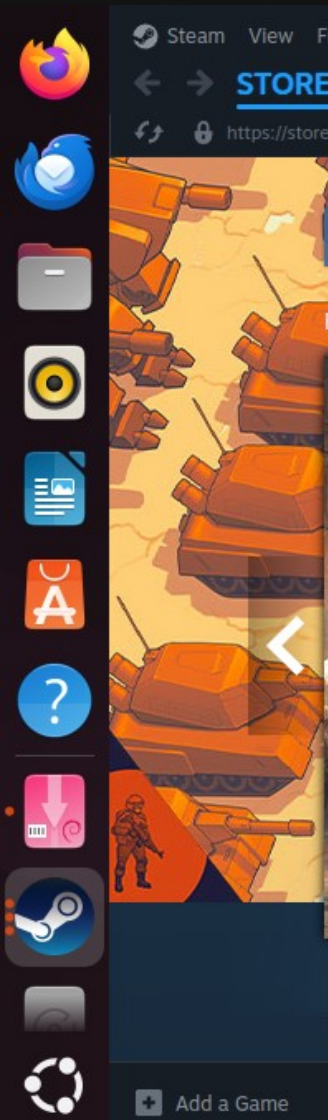
Email Address rio.kawane@gmail.com

Change Email Address

VAC Status No VAC Bans on account

Learn More





Steam View Fr

← → **STORE**

↻ 🔒 https://store.

⏪ ⏩

+ Add a Game

- ### STEAM SETTINGS
- Account
 - Friends & Chat
 - Family
 - Security
 - Notifications
 - Interface
 - Library
 - Downloads
 - Storage
 - Cloud
 - In Game
 - Compatibility
 - Controller
 - Game Recording
 - Voice

Compatibility

Steam Play is enabled for supported titles

Enable Steam Play for all other titles

You can use Steam Play to test games in your library that have not been verified with a supported compatibility tool.

Run other titles with: Proton Hotfix ▾

Restart Required ✕

You will need to restart Steam in order to apply your Steam Play settings.

Restart
Restart Later

neRio ▾

🗨️ 🖥️ - 📄 ✕

🛒 Cart (4)

🔍

⏪ ⏩

🪟 🍏 🌀

Friends & Chat 🗨️



Steam View Fr

STORE

https://store.

← Add a Game

- ### STEAM SETTINGS
- Account
 - Friends & Chat
 - Family
 - Security
 - Notifications
 - Interface
 - Library
 - Downloads
 - Storage
 - Cloud
 - In Game
 - Compatibility**
 - Controller
 - Game Recording
 - Voice

Compatibility

Steam Play is enabled for supported titles

Enable Steam Play for all other titles

You can use Steam Play to test games in your library that have not been verified with a supported compatibility tool.

Run other titles with:

Proton Hotfix ▼

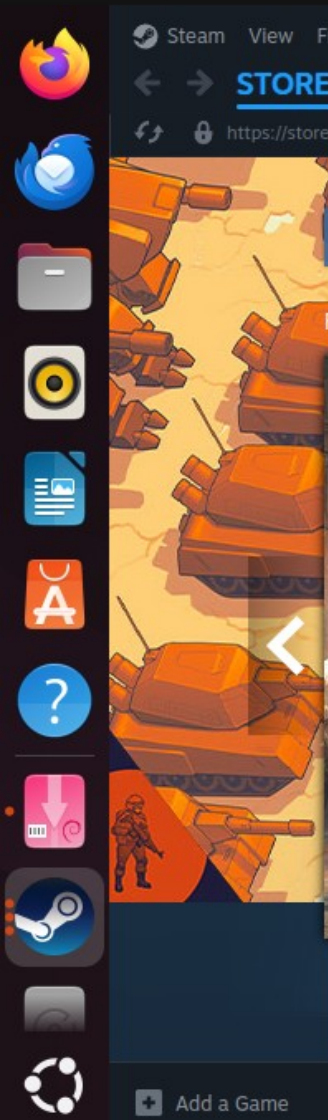
- Proton Hotfix
- Proton Experimental**
- Proton 9.0-4
- Proton 8.0-5
- Proton 7.0-6
- Proton 6.3-8
- Proton 5.13-6
- Proton

neRio

Cart (4)

played

Friends & Chat



Steam View Fr

← → **STORE**

↻ 🔒 https://store.

⏪

+

Add a Game

- STEAM SETTINGS**
- Account
 - Friends & Chat
 - Family
 - Security
 - Notifications
 - Interface
 - Library
 - Downloads
 - Storage
 - Cloud
 - In Game
 - Compatibility
 - Controller
 - Game Recording
 - Voice

Compatibility

Steam Play is enabled for supported titles

Enable Steam Play for all other titles

You can use Steam Play to test games in your library that have not been verified with a supported compatibility tool.

Run other titles with: Proton Hotfix ▾

Restart Required ✕

You will need to restart Steam in order to apply your Steam Play settings.

Restart
Restart Later

neRio ▾

🗨️ 🖥️ - 📄 ✕


🛒 Cart (4)

🔍

⏪ ⏩

🪟 🍏 🌀

Friends & Chat



Steam View Fr

← → **STORE**

↻ 🔒 https://store.



←

+

Add a Game

- ### STEAM SETTINGS
- Account
 - Friends & Chat
 - Family
 - Security
 - Notifications
 - Interface
 - Library
 - Downloads
 - Storage
 - Cloud
 - In Game
 - Compatibility**
 - Controller
 - Game Recording
 - Voice

Compatibility

Steam Play is enabled for supported titles

Enable Steam Play for all other titles


You can use Steam Play to test games in your library that have not been verified with a supported compatibility tool.

Run other titles with: Proton Experimental ▾

neRio ▾


Cart (4)

🔍



Windows taskbar icons: Start, Apple, Steam

Friends & Chat



Steam View Fr

← → **STORE**

↶ ↷ https://store.

+ Add a Game

- ### STEAM SETTINGS
- Account
 - Friends & Chat
 - Family
 - Security
 - Notifications
 - Interface**
 - Library
 - Downloads
 - Storage
 - Cloud
 - In Game
 - Compatibility**
 - Controller
 - Game Recording
 - Voice

Compatibility

Steam Play is enabled for supported titles

Enable Steam Play for all other titles

You can use Steam Play to test games in your library that have not been verified with a supported compatibility tool.

Run other titles with: Proton Experimental ▾

neRio ▾

Cart (4)

Search

Windows, Apple, Steam icons

Friends & Chat

Steam View Friends

STORE

Home

All ▼

ROGUELIKE (2)

- Elin
- Monster Girls and

VR (8)

- ChilloutVR
- Neos VR
- OVR Advanced Se
- Resonite
- SteamVR**
- VirtualCast
- VRChat
- XSOverlay

UNCATEGORIZED (37)

- Are You Ready for
- Arma Reforger Ser
- ENGAGE
- Godot Engine

+ Add a Game

- Account
- Friends & Chat
- Family
- Security
- Notifications
- Interface**
- Library
- Downloads
- Storage
- Cloud
- In Game
- Compatibility
- Controller
- Game Recording
- Voice
- Remote Play

Steam Client Language

Select the language you want Steam to use (requires restart)

English ▼

24-hour clock

Always display timestamps in 24-hour format

Client Beta Participation No beta chosen ▼

You can choose to participate in testing the latest Steam Client before it's widely released

[Report a bug](#)

Start Up Location Store ▼

Select your default Steam window

Scale text and icons to match monitor settings (requires restart)

Run Steam when my computer starts

Ask which account to use each time Steam starts

Start Steam in Big Picture Mode

Enable smooth scrolling in web views (requires restart)

Enable GPU accelerated rendering in web views (requires restart)

Enable hardware video decoding, if supported (requires restart)

Notifv me about additions or changes to my games, new releases, and incoming

io ▼

VR

arket Support

Friends & Chat

Steam View Friends

STORE

Home

All

ROGUELIKE (2)

- Elin
- Monster Girls and

VR (8)

- ChilloutVR
- Neos VR
- OVR Advanced Se
- Resonite
- SteamVR
- VirtualCast
- VRChat
- XSOverlay

UNCATEGORIZED (37)

- Are You Ready for
- Arma Reforger Ser
- ENGAGE
- Godot Engine

+ Add a Game

- Account
- Friends & Chat
- Family
- Security
- Notifications
- Interface
- Library
- Downloads
- Storage
- Cloud
- In Game
- Compatibility
- Controller
- Game Recording
- Voice
- Remote Play

Steam Client Language

Select the language you want Steam to use (requires restart)

English

24-hour clock

Always display timestamps in 24-hour format

Client Beta Participation No beta chosen

You can choose to participate in testing the latest Steam Client before
[Report a bug](#)

Start Up Location

Select your default Steam window

Scale text and icons to match monitor settings (requires restart)

Run Steam when my computer starts

Ask which account to use each time Steam starts

Start Steam in Big Picture Mode

Enable smooth scrolling in web views (requires restart)

Enable GPU accelerated rendering in web views (requires restart)

Enable hardware video decoding, if supported (requires restart)

Notifv me about additions or changes to my games, new releases, and upcoming

No beta chosen

Steam Beta Update

io v [VR icon] [Window icon] [Close icon]

VR

[Settings icon] [Info icon] [Heart icon]

arket Support

Friends & Chat

Steam View Friends

STORE

Home

All

ROGUELIKE (2)

- Elin
- Monster Girls and

VR (8)

- ChilloutVR
- Neos VR
- OVR Advanced Se
- Resonite
- SteamVR
- VirtualCast
- VRChat
- XSOverlay

UNCATEGORIZED (37)

- Are You Ready for
- Arma Reforger Ser
- ENGAGE
- Godot Engine

+ Add a Game

- Account
- Friends & Chat
- Family
- Security
- Notifications
- Interface
- Library
- Downloads
- Storage
- Cloud
- In Game
- Compatibility
- Controller
- Game Recording
- Voice
- Remote Play

Steam Client Language English

Select the language you want Steam to use (requires restart)

24-hour clock

Always display timestamps in 24-hour format

Client Beta Participation Steam Beta Update

Run Steam when my computer starts

Ask which account to use each time Steam starts

Start Steam in Big Picture Mode

Enable smooth scrolling in web views (requires restart)

Enable GPU accelerated rendering in web views (requires restart)

Enable hardware video decoding, if supported (requires restart)

Notify me about additions or changes to my games, new releases, and upcoming

Restart Required

You will need to restart Steam in order to select a new beta.

[Restart Now](#) [Cancel](#)

VR

Settings

Support

Friends & Chat

Synaptic Package Manager

File Edit Package Settings Help

Reload Mark All Upgrades Apply Properties Search

All	S	Package	Installed Version	Latest Version	Description
steam-installer	■	steam-installer	1:1.0.0.79~ds-2	1:1.0.0.79~ds-2	Valve's Steam digit...

Sections
Status
Origin
Custom Filters
Search Results
Architecture

No package is selected.

1 packages listed, 2013 installed, 0 broken. 0 to install/upgrade, 0 to remove



Home



SteamVR.desktop

Steam Linux
Runtime 3.0 (sni...)

- Firefox
- Twitter
- Files
- Music
- LibreOffice
- Ubuntu Software Center
- Help
- Downloads
- Steam
- System Monitor
- Refresh

Synaptic Package Manager

File Edit Package Settings Help

Reload

All

steam-installer

Sections

Status


Origins

Custom


Search

Architecture

1 packages list



Loading user data...

 KawaneRio



Home



SteamVR.desktop



Steam Linux Runtime 3.0 (sni...)



Using a VR Headset?

Install SteamVR to make full use of your headset with Steam, then use this button each time you'd like to launch or exit VR using Steam.

 Don't Show this dialog again[Install SteamVR](#)[Close](#)[Help](#)



APP CONTENT
WORKSHOP CONTENT

NETWORK 188.3 Mbps
PEAK 188.3 Mbps
DISK USAGE 645.3 Mbps

HIGH PRIORITY

Downloading data 1.2 GB / 2.0 GB

Installing files 38%

Estimated 00:34 remaining

Up Next (1)


Auto-updates enabled

Steam Linux Runtime 3.0 (sniper)

Steam Linux Runtime 3.0 (sniper)

NEXT





Home

Games and Softw... ↑ ↻ ⌚ ⌂

Search icon

ROGUELIKE (2)

- Elin
- Monster Girls and the Mysterious A


VR (7)

- ChilloutVR
- Neos VR
- OVR Advanced Settings
- Resonite
- VirtualCast
- VRChat**
- XSOverlay

UNCATEGORIZED (8)

- ENGAGE
- Godot Engine
- Half-Life: Alyx
- HuniePop
- I Love You, Colonel Sanders! A Fing

+ Add a Game



INSTALL

SPACE REQUIRED
1.04 GB

LAST PLAYED
Today

PLAY TIME
4,012.2 hours



Store Page Community Hub Discussions Guides Support

You've played for 4012 hours
Would you recommend this game to other players?
Yes No Maybe Later

FEATURED

FRIENDS WHO PLAY

- Elin
- Monster Girls and the Mysterious A

- ChilloutVR
- Neos VR
- OVR Advanced Settings
- Resonite
- VirtualCast
- VRChat
- XSOverlay

- ENGAGE
- Godot Engine
- Half-Life: Alyx
- HuniePop
- I Love You, Colonel Sanders! A Fing

Install



VRChat

1.04 GB

- Create desktop shortcut
- Create an application shortcut

INSTALL TO:



Local Drive (C:) 835.66 GB FREE

Install

Cancel





Steam View Friends Games Help

STORE LIBRARY COM

Home

Games and Softw...



— ROGUELIKE (1)

Elin

Monster Girls and the Mysterious A

— VR (7)

ChilloutVR

Neos VR

OVR Advanced Settings

Resonite

VirtualCast

VRChat

XSOOverlay

— UNCATEGORIZED (2)

ENGAGE

Godot Engine

Half-Life: Alyx

HuniePop

I Love You, Colonel Sanders! A Fing

Add a Game

EULA

Please read this agreement in its entirety. You must agree to the terms of the EULA to play VRChat

Please see the following URL for a fully formatted version of these terms:
<https://hello.vrchat.com/legal>

Terms of Service


Last Updated: November 18, 2024

Welcome, and thank you for your interest in VRChat Inc. (“VRChat,” “we,” or “us”) and our website at www.vrchat.com, along with our related websites, networks, desktop applications (each, a “Desktop Client”), VR headset applications (each, a “VR Client”), mobile applications (each, a “Mobile Client” and together with any Desktop Clients and VR Clients, “Clients”), software development kits for use in connection with any technology or services made available by or on behalf of VRChat (each, an “SDK”), and other services provided by us (collectively, including any Clients and SDKs, the “Platform”). These VRChat Terms of Service (these “Terms”), are a legally binding contract between you and VRChat regarding your use of the Platform.

PLEASE READ THE FOLLOWING TERMS CAREFULLY. BY CLICKING “I ACCEPT,” OR BY USING THE PLATFORM OR ANY PART OF THE PLATFORM, YOU ACKNOWLEDGE

Accept

Cancel



- Home
- All
- FAVORITES (14)
 - ChilloutVR
 - Elin
 - Frog Fractions: Game of the Decad
 - GUILTY GEAR -STRIVE-
 - Monster Girls and the Mysterious A
 - OVR Advanced Settings
 - Resonite
 - SteamVR**
 - Steno Arcade
 - Undertale
 - VirtualCast
 - VRChat - 78% (178.1 Mbps)
 - VTube Studio
 - XSOverlay
- ROGUELIKE (2)
 - Elin



LAUNCH

CLOUD STATUS Up to date

LAST LAUNCHED Today

USAGE TIME 3,925.7 hours



Store Page Community Hub Discussions Guides Workshop Market Support

You've used this title for 3925 hours
Would you recommend this software to other players?
Yes No Maybe Later

ACTIVITY

NOTES

+ Add a Game

VR Downloading 3 of 5 78%

Friends & Chat

- Home
- All
- FAVORITES (14)
- ChilloutVR
- Elin
- Frog Fractions: Game of the Decadi
- GUILTY GEAR -STRIVE-
- Monster Girls and the Mysterious A
- OVR Advanced Settings
- Resonite
- SteamVR - Running**
- Steno Arcade
- Undertale
- VirtualCast
- VRChat - 96% (229.4 Mbps)
- VTube Studio
- XSOverlay
- ROGUELIKE (2)
- Elin

Question

SteamVR requires superuser access to finish setup. Proceed?

No Yes

VR

AGE TIME 25.7 hours

Store Page Community Hub Discussions Guides Workshop Market Support

You've used this title for 3925 hours
Would you recommend this software to other players?

Yes No Maybe Later

ACTIVITY NOTES



Home

All



FAVORITES (14)

ChilloutVR

Elin

Frog Fractions: Game of the Decade

GUILTY GEAR -STRIVE-

Monster Girls and the Mysterious A

OVR Advanced Settings

Resonite

SteamVR - Running

Steno Arcade

Undertale

VirtualCast

VRChat - Validating

VTube Studio

XSOverlay


ROGUELIKE (2)

Flin

Add a Game

Authentication Required

Authentication is needed to run ``usr/sbin/setcap CAP_SYS_NICE=eip /hom ... mVR/bin/linux64/vrcompositor-launcher'` as the super user



FOSDEM2025

Password



Cancel

Authenticate

You've used this title for 3925 hours

Would you recommend this software to other players?



Maybe Later

ACTIVITY

NOTES

VR Installing

100%

Friends & Chat

Home [grid icon]

All [dropdown arrow] [refresh icon] [clock icon] [play icon]

[search icon] [hamburger menu icon]

— FAVORITES (14)

- [VR icon] ChilloutVR
- [Avatar icon] Elin
- [Frog icon] Frog Fractions: Game of the Decade
- [Gear icon] GUILTY GEAR -STRIVE-
- [Avatar icon] Monster Girls and the Mysterious A
- [VR icon] OVR Advanced Settings
- [Flower icon] Resonite

[VR icon] **SteamVR - Running**

- [Steno icon] Steno Arcade
- [Heart icon] Undertale
- [VirtualCast icon] VirtualCast
- [VR icon] VRChat
- [VTube icon] VTube Studio
- [XSOverlay icon] XSOverlay

— ROGUELIKE (2)

[Avatar icon] Elin

+ Add a Game



VR



X STOP

[cloud icon] **CLOUD STATUS**
Up to date

[clock icon] **LAST LAUNCHED**
Today

[clock icon] **USAGE TIME**
3,638.3 hours

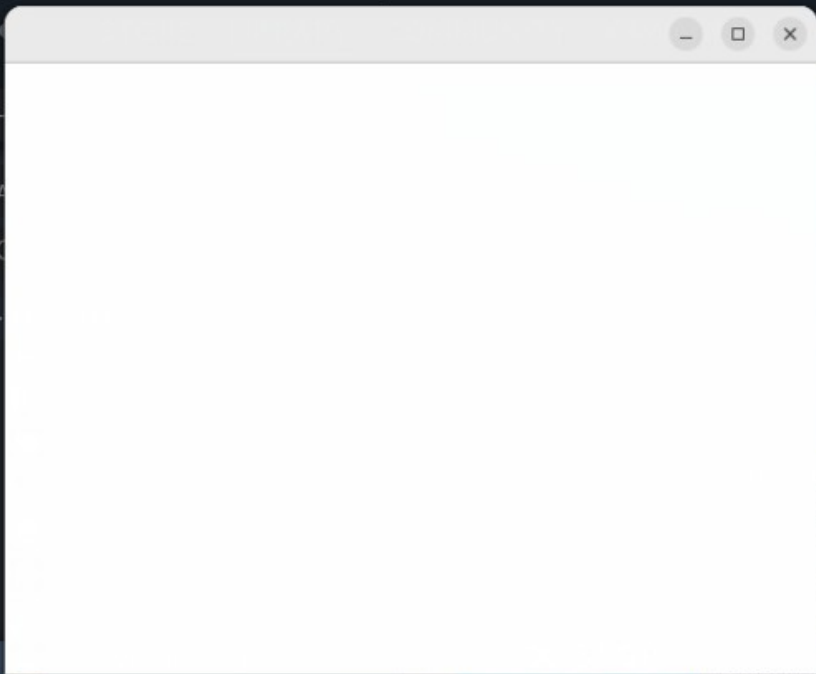
[gear icon] [info icon] [heart icon]

Store Page Community Hub Discussions Guides Workshop Market Support

You've used this title for 3638 hours
Would you recommend this software to other players?
[thumbs up icon] Yes [thumbs down icon] No [Maybe Later]

ACTIVITY

NOTES



Error
has detected an unexpected
within the Bluetooth system.
Bluetooth Settings

Failed to release display
Your desktop environment (Gnome Wayland)
does not support Direct Rendering Manager
leases, which is required for virtual reality.
[More info](#) (498)

You've used this tit
Would you recomm

STEAMVR 2.8.8 [Fullscreen Icon] [Minimize Icon] [Close Icon]



- Steno Arcade
- Undertale
- VirtualCast
- VRChat
- VTube Studio
- XSOverlay
- ROGUELIKE (2)
- Flin
- Add a Game

STEAM VR™

CLOUD STATUS: LAST LAUNCHED

USAGE TIME: 3,638.3 hours

Guides Workshop Market Support

Yes No Maybe Later

NOTES


Friends & Chat



vrmonitor Just now
vrmonitor
"SteamVR Status" is ready

"steamvr_room_setup" is not responding.
You may choose to wait a short while for it to continue or
force the app to quit entirely.

Force Quit Wait



Welcome to Room Setup!

Set up for Room-Scale


Play Room-Scale, Standing, and Seated VR experiences. Choose this if you have at least 2 meters by 1.5 meters, or around 6.5 by 5 feet.



ROOM-SCALE

Set up for Standing Only

Play Standing and Seated VR experiences. Choose this if you have limited space to walk around.



STANDING ONLY

VR



Chat



Establish tracking.

Place the Headset in a location visible from the Base Stations.

Headset Off


BACK

NEXT

VR



Chat



Establish tracking.


Place the Headset in a location visible from the Base Stations.

VR




BACK

NEXT



Home

All



ROGUELIKE (2)

- Elin
- Monster Girls and the Mysterious A

VR (8)

- ChilloutVR
- Neos VR
- OVR Advanced Settings
- Resonite
- SteamVR - Running**
- VirtualCast
- VRChat
- XSOverlay

UNCATEGORIZED (37)

- Are You Ready for Valve Index?
- Arma Reforger Server
- ENGAGE
- Godot Engine



STOP

CLOUD STATUS Up to date

LAST LAUNCHED Today

USAGE TIME 3,638.3 hours



Store Page Community Hub Discussions Guides Workshop Market Support

You've used this title for 3638 hours
 Would you recommend this software to other players?

Yes No Maybe Later

ACTIVITY

NOTES

Welcome to Room Setup!

Set up for Room-Scale


Play Room-Scale, Standing, and Seated VR experiences. Choose this if you have at least 2 meters by 1.5 meters, or around 6.5 by 5 feet.



ROOM-SCALE

Set up for Standing Only

Play Standing and Seated VR experiences. Choose this if you have limited space to walk around.



STANDING ONLY

Some Add-ons Blocked

Due to a recent crash, some SteamVR add-ons have been blocked.

[Learn more.](#)

Dismiss Manage Add-ons

Failed to lease display

Your desktop environment (Gnome Wayland) does not support Direct Rendering Manager leases, which is required for virtual reality.

[More info](#) (498)

STEAMVR 2.8.8

🔍 - ✕

🎮 🎧 🎧 🟩 🟩

📁 🎧 📄 🏠 ? 📄 🎮 ⚙️ ⚙️ ⚙️ 🔄

VR

♥️

Chat

Failed to lease display

Your desktop environment (Gnome Wayland) does not support Direct Rendering Manager leases, which is required for virtual reality.

[More info](#)

(498)

ROOM-SCALE

STANDING ONLY

STEAMVR 2.8.8



Steam Support

SteamVR for Linux Support

Steam Installation

SteamVR for Linux cannot run properly within the unsupported Steam Snap or Steam Flatpak packages as they break both Direct Rendering Manager (DRM) leasing and asynchronous reprojection. The native distribution package should be used instead.

If using Ubuntu, ensure you have the official Steam .deb package installed, which is available from the [Downloads page](#) on the Steam website.

Graphics Drivers

You should ensure your system and graphics drivers are fully up-to-date to have the best experience with SteamVR.

NVIDIA users will need to use the proprietary NVIDIA driver as the open-source Mesa Nouveau driver currently does

Need help with Steam?

Use the Steam help wizard to narrow down your topic and get the help you need.

[Help Me With My Issue](#)

Community Help

Post or search in Steam Discussions for an answer to your question.

[Visit Steam Discussions](#)

Desktop Environment support

SteamVR for Linux requires DRM leasing to function. DRM leasing is the process which allows SteamVR to take control of your VR headset's display in order to present low-latency VR content.

Unfortunately not all Wayland compositors support DRM leasing. It is not possible for SteamVR to function without leasing the display. If your window manager does not support DRM leasing you will need to either use X11 or a compatible Wayland compositor to run SteamVR.

Some compatible window managers/compositors include:

- All X11 Window Managers and Compositors
- KDE Plasma Wayland
- Most wroots based compositors:
 - Sway
 - LabWC
 - Hyprland

Notably, Gnome Wayland, the default desktop environment for Ubuntu, is not supported as it does not support DRM leasing. Users using Gnome Wayland will need to switch to an alternative window manager/compositor in order to use SteamVR.

Workarounds for Ubuntu

You can use the Gnome X11 session to make SteamVR work on Ubuntu. You can select the desktop environment at the login screen by clicking the cog icon in the bottom-right of the display once selecting your user. Make sure the option "Ubuntu" is selected, not "Ubuntu on Wayland".

You can also use KDE Plasma instead of Gnome to use SteamVR on Ubuntu. To install KDE Plasma on Ubuntu, use the following command:

Need help with Steam?

Use the Steam help wizard to narrow down your topic and get the help you need.

[Help Me With My Issue](#)

Community Help

Post or search in Steam Discussions for an answer to your question.

[Visit Steam Discussions](#)

Desktop Environment support

SteamVR for Linux requires DRM leasing to function. DRM leasing is the process which allows SteamVR to take control of your VR headset's display in order to present low-latency VR content.

Unfortunately not all Wayland compositors support DRM leasing. It is not possible for SteamVR to function without leasing the display. If your window manager does not support DRM leasing you will need to either use X11 or a compatible Wayland compositor to run SteamVR.

? Need help with Steam?

Use the Steam help and community resources to solve your issue and get the help you need.

[Help Me With My Issue](#)

Notably, Gnome Wayland, the default desktop environment for Ubuntu, is not supported as it does not support DRM leasing. Users using Gnome Wayland will need to switch to an alternative window manager/compositor in order to use SteamVR.

Workarounds for Ubuntu

You can use the Gnome X11 session to make SteamVR work on Ubuntu. You can select the desktop environment at the login screen by clicking the cog icon in the bottom-right of the display once selecting your user. Make sure the option "Ubuntu" is selected, not "Ubuntu on Wayland".

You can also use KDE Plasma instead of Gnome to use SteamVR on Ubuntu. To install KDE Plasma on Ubuntu, use the following command:

Desktop Environment support

SteamVR for Linux requires DRM leasing to function. DRM leasing is the process which allows SteamVR to take control of your VR headset's display in order to present low-latency VR content.

Unfortunately not all Wayland compositors support DRM leasing. It is not possible for SteamVR to function without leasing the display. If your window manager does not support DRM leasing you will need to either use X11 or a compatible Wayland compositor to run SteamVR.

? Need help with Steam?

Use the Steam help and community resources to find answers to your problems and get the help you need.

[Help Me With My Issue](#)

Notably, Gnome Wayland, the default desktop environment for Ubuntu, is not supported as it does not support DRM leasing. Users using Gnome Wayland will need to switch to an alternative window manager/compositor in order to use SteamVR.

Workarounds for Ubuntu

You can use the Gnome X11 session to make SteamVR work on Ubuntu. You can select the desktop environment at the login screen by clicking the cog icon in the bottom-right of the display once selecting your user. Make sure the option "Ubuntu" is selected, not "Ubuntu on Wayland".

You can also use KDE Plasma instead of Gnome to use SteamVR on Ubuntu. To install KDE Plasma on Ubuntu, use the following command:




What's new for developers

GNOME 47 comes with plenty of new features and enhancements for those who use the GNOME platform. These include updates to GNOME's developer tools, improved libraries, and updated language bindings.

We encourage you to explore the [GNOME Developer website](#) for a comprehensive overview of the resources available to you. Get started building and contributing to the

Mutter: Wayland DRM Lease

This protocol is used by Wayland compositors which act as Direct Rendering Manager (DRM) masters to lease DRM resources to Wayland clients.



Desktop Environment support

SteamVR for Linux requires DRM leasing to function. DRM leasing is the process which allows SteamVR to take control of your VR headset's display in order to present low-latency VR content.

Unfortunately not all Wayland compositors support DRM leasing. It is not possible for SteamVR to function without leasing the display. If your window manager does not support DRM leasing you will need to either use X11 or a compatible Wayland compositor to run SteamVR.

? Need help with Steam?

Use the Steam help and community resources to find answers to your questions and get the help you need.

[Help Me With My Issue](#)

Notably, Gnome Wayland, the default desktop environment for Ubuntu, is not supported as it does not support DRM leasing. Users using Gnome Wayland will need to switch to an alternative window manager/compositor in order to use SteamVR.

Workarounds for Ubuntu

You can use the Gnome X11 session to make SteamVR work on Ubuntu. You can select the desktop environment at the login screen by clicking the cog icon in the bottom-right of the display once selecting your user. Make sure the option "Ubuntu" is selected, not "Ubuntu on Wayland".

You can also use KDE Plasma instead of Gnome to use SteamVR on Ubuntu. To install KDE Plasma on Ubuntu, use the following command:

Desktop Environment support

SteamVR for Linux requires DRM leasing to function. DRM leasing is the process which allows SteamVR to take control of your VR headset's display in order to present low-latency VR content.

Unfortunately not all Wayland compositors support DRM leasing. It is not possible for SteamVR to function without leasing the display. If your window manager does not support DRM leasing you will need to either use X11 or a compatible Wayland compositor to run SteamVR.

? Need help with Steam?

Use the Steam help system to narrow down your issue and get the help you need.

[Help Me With My Issue](#)

Notably, Gnome Wayland, the default desktop environment for Ubuntu, is not supported as it does not support DRM leasing. Users using Gnome Wayland will need to switch to an alternative window manager/compositor in order to use SteamVR.

Workarounds for Ubuntu

You can use the Gnome X11 session to make SteamVR work on Ubuntu. You can select the desktop environment at the login screen by clicking the cog icon in the bottom-right of the display once selecting your user. Make sure the option "Ubuntu" is selected, not "Ubuntu on Wayland".



Home



VRChat.desktop



Proton
Experimental.d...



SteamVR.desktop



Steam Linux
Runtime 3.0 (sni...

Log Out FOSDEM2025

FOSDEM2025 will be logged out automatically in 60 seconds.

Cancel Log Out



Home



VRChat.desktop



Proton Experimental.d...



SteamVR.desktop



Steam Linux Runtime 3.0 (sni...



Ubuntu

 FOSDEM2025

Not listed?




 FOSDEM2025

Not listed?



- Ubuntu
- Ubuntu on Xorg





Home



SteamVR.desktop



VRChat.desktop




Proton
Experimental.d...



Steam Linux
Runtime 3.0 (sni...

Q Type to search



Softwar...



Startup ...



Startup ...



Steam



Synaptic...



TeXInfo



Text Edi...



Transmi...





Steam login window showing the Steam logo, the text "Logging in...", and the username "KawaneRio".

- SteamVR.desktop
- VRChat.desktop
- Home
- Proton Experimental.d...
- Steam Linux Runtime 3.0 (sni...)

Your Store

New & Noteworthy

Categories

Points Shop

News

Labs

Wishlist (7)

Cart (4)

search




STEAM REAL-TIME STRATEGY FEST

DISCOUNTS, DEMOS, AND MORE
NOW - JAN 27 AT 10 AM PACIFIC

FEATURED & RECOMMENDED



Danganronpa: Trigger



- Home
- All
- ROGUELIKE (2)
 - Elin
 - Monster Girls and the Mysterious A
- VR (8)
 - ChilloutVR
 - Neos VR
 - OVR Advanced Settings
 - Resonite
 - SteamVR**
 - VirtualCast
 - VRChat
 - XSOverlay
- UNCATEGORIZED (37)
 - Are You Ready for Valve Index?
 - Arma Reformer Server
 - ENGAGE
 - Godot Engine



▶ LAUNCH

CLOUD STATUS Up to date
 LAST LAUNCHED Today
 USAGE TIME 3,925.8 hours

[Store Page](#)
 [Community Hub](#)
 [Discussions](#)
 [Guides](#)
 [Workshop](#)
 [Market](#)
 [Support](#)

You've used this title for 3925 hours
 Would you recommend this software to other players?

Yes
 No
 Maybe Later

ACTIVITY NOTES



Some Add-ons Blocked
 Due to a recent crash, some SteamVR add-ons have been blocked.

[Learn more.](#)

Dismiss Manage Add-ons

Headset Error
 Make sure your headset's display is in fullscreen mode.

[Enable fullscreen mode](#) (-202)

You've used this title
 Would you recommend it?

STEAMVR 2.8.8 [Fullscreen] [Close]

- OVRR Advanced Settings
- RPG Maker MV
- VTube Studio
- XSOOverlay
- TOOLS (30)
- Are You Ready for Valve Index?
- Arma Reforger Server
- Half-Life Deathmatch: Source Dedi

TEAM VR™

LAUNCHED USAGE TIME: 3,638.4 hours

Guides Workshop Market Support

Yes No Maybe Later


NOTES

+ Add a Game



Home

Search results



- SteamVR Tutorial
- SteamVR Workshop Tools
- Steno Arcade
- Undertale
- VirtualCast
- VRChat

SOFTWARE (6)

- ENGAGE
- Godot Engine
- OVR Advanced Settings
- RPG Maker MV
- VTube Studio
- XSOverlay

TOOLS (30)

- Are You Ready for Valve Index?
- Arma Reforger Server
- Half-Life Deathmatch: Source Dedi

Add a Game

Exit game?
Unsaved game data may be lost.

Confirm Cancel

STOP [Settings] [Info] [Heart]

USAGE TIME: 3,638.4 hours

Store Page Community Hub Discussions Guides Workshop Market Support

You've used this title for 3638 hours
Would you recommend this software to other players?

Yes No Maybe Later

ACTIVITY

NOTES


Manage Downloads

Friends & Chat

Welcome to Room Setup!

Set up for Room-Scale


Play Room-Scale, Standing, and Seated VR experiences. Choose this if you have at least 2 meters by 1.5 meters, or around 6.5 by 5 feet.




ROOM-SCALE

Set up for Standing Only

Play Standing and Seated VR experiences. Choose this if you have limited space to walk around.






STANDING ONLY





Establish tracking.

Place the Headset in a location visible from the Base Stations.

-  Controller Ready
-  Controller Ready
-  Headset Ready


BACK

NEXT 

VR



Chat 



Calibrate your space.

Stand in the middle of your cleared space while holding the Headset so that it is facing the default direction you want to face in VR.

Then click the Calibrate Center button, or the trigger, and remain still while calibration completes.

Headset Ready

CALIBRATE CENTER


BACK

NEXT

VR



Chat



Setup complete!

You've successfully completed room setup and your configuration has been saved!

When you're ready, click the Next button to proceed to the SteamVR Tutorial.


BACK

NEXT

VR



Chat



Locate the floor.

Place the Headset on a stable surface and click the Calibrate Floor button. Then measure the vertical distance between the surface and the floor and enter it below.

If you place your Headset on the floor, enter 0. If you place it on your head, enter your height.

VR



Chat

SteamVR Room Setup



Setup complete!

You've successfully completed room setup and your configuration has been saved!

When you're ready, click the Next button to proceed to the SteamVR Tutorial.

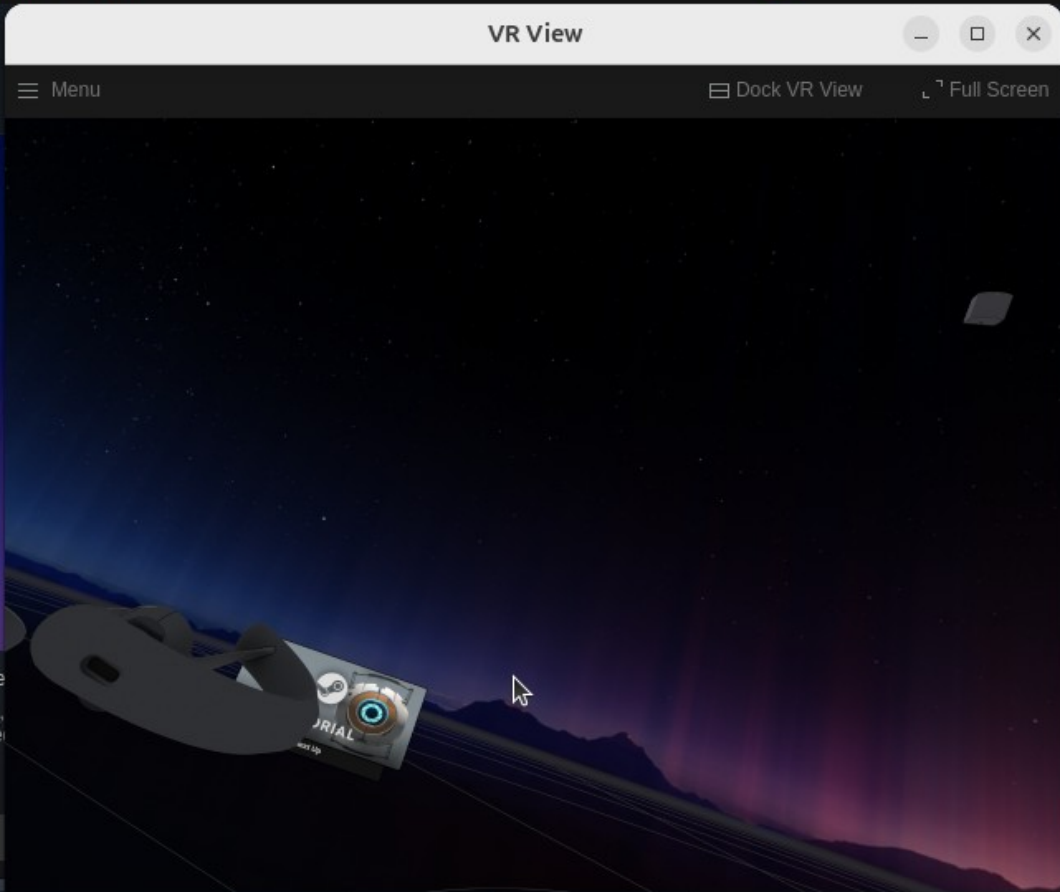
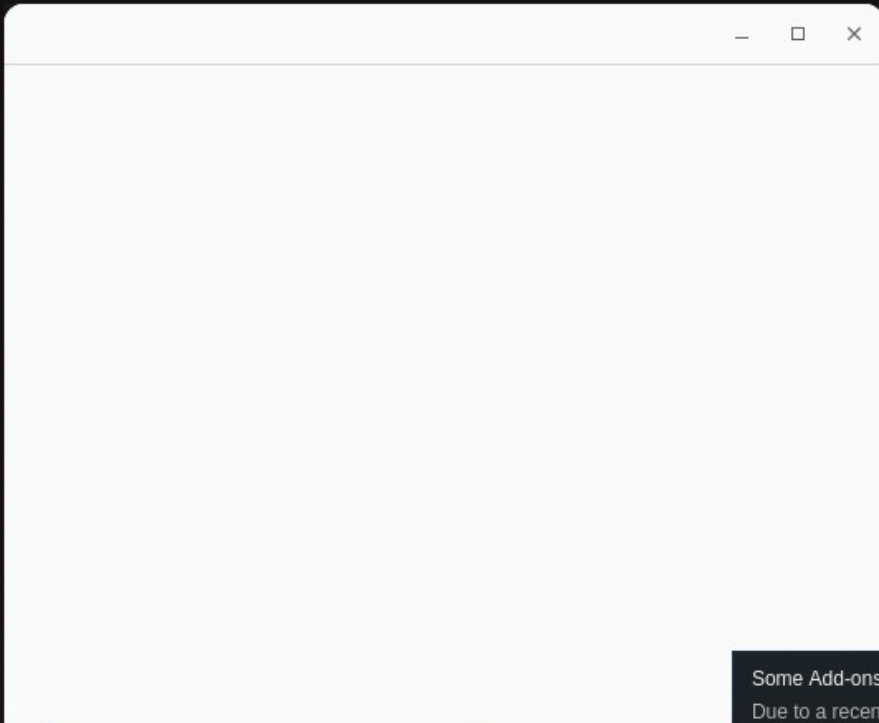
BACK

NEXT

VR



Chat



Some Add-ons Blocked
Due to a recent crash, some add-ons have been blocked.
[Learn more.](#)
Dismiss

- VirtualCast
- VRChat
- XSOverlay
- UNCATEGORIZED (41)
- Are You Ready for Valve Index?
- Arma Reforger Server
- ENGAGE
- Godot Engine

Store Page

You've used this title
Would you recommend it?

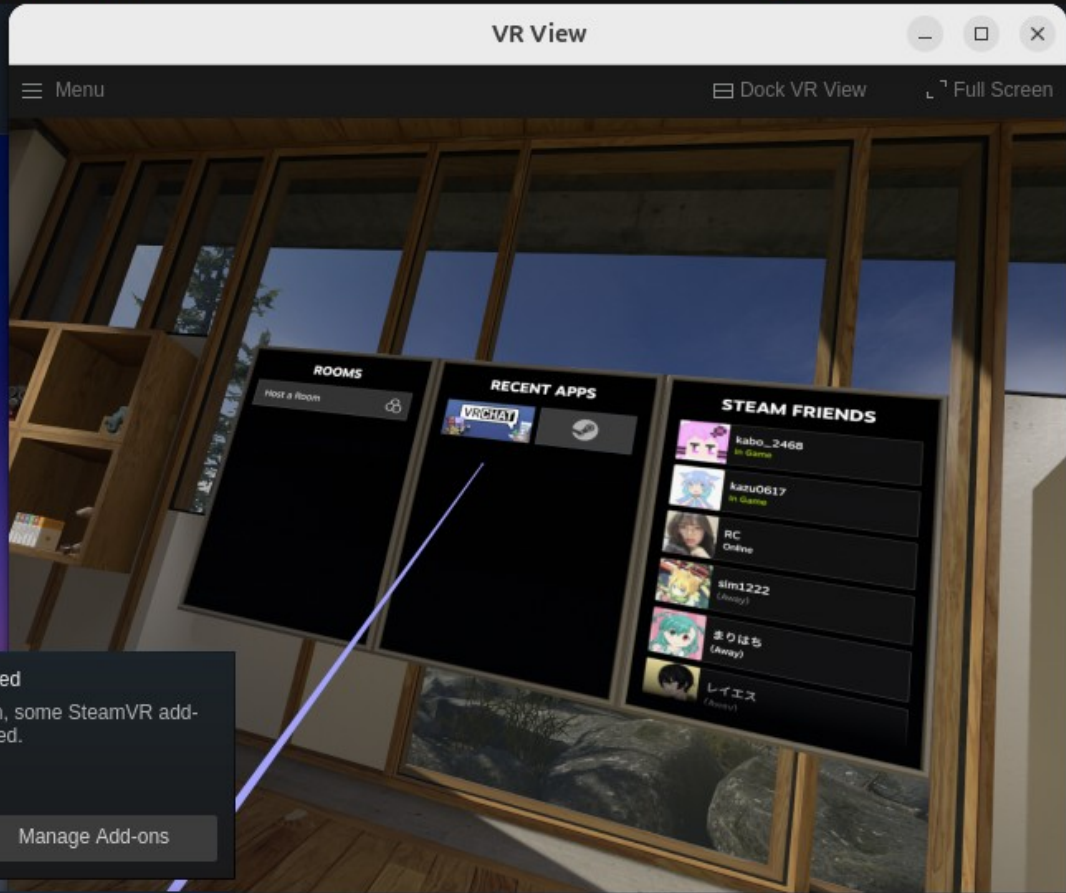
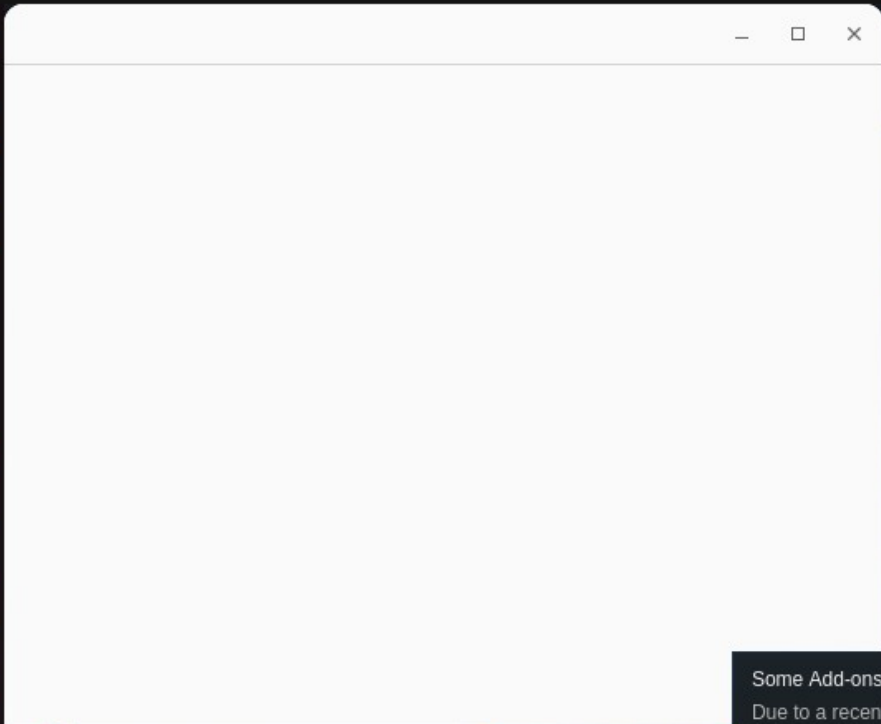

ACTIVITY

STEAMVR 2.8.8 [Close] [Fullscreen]

Yes No Maybe Later

NOTES





Some Add-ons Blocked
 Due to a recent crash, some SteamVR add-ons have been blocked.
[Learn more.](#)
 Dismiss Manage Add-ons

- OVR Advanced Settings
- RPG Maker MV
- VTube Studio
- XSOOverlay
- TOOLS (30)
- Are You Ready for Valve Index?
- Arma Reforger Server
- Half-Life Deathmatch: Source Dedi

Store Page

You've used this title
Would you recommend it?

ACTIVITY

STEAMVR 2.8.8

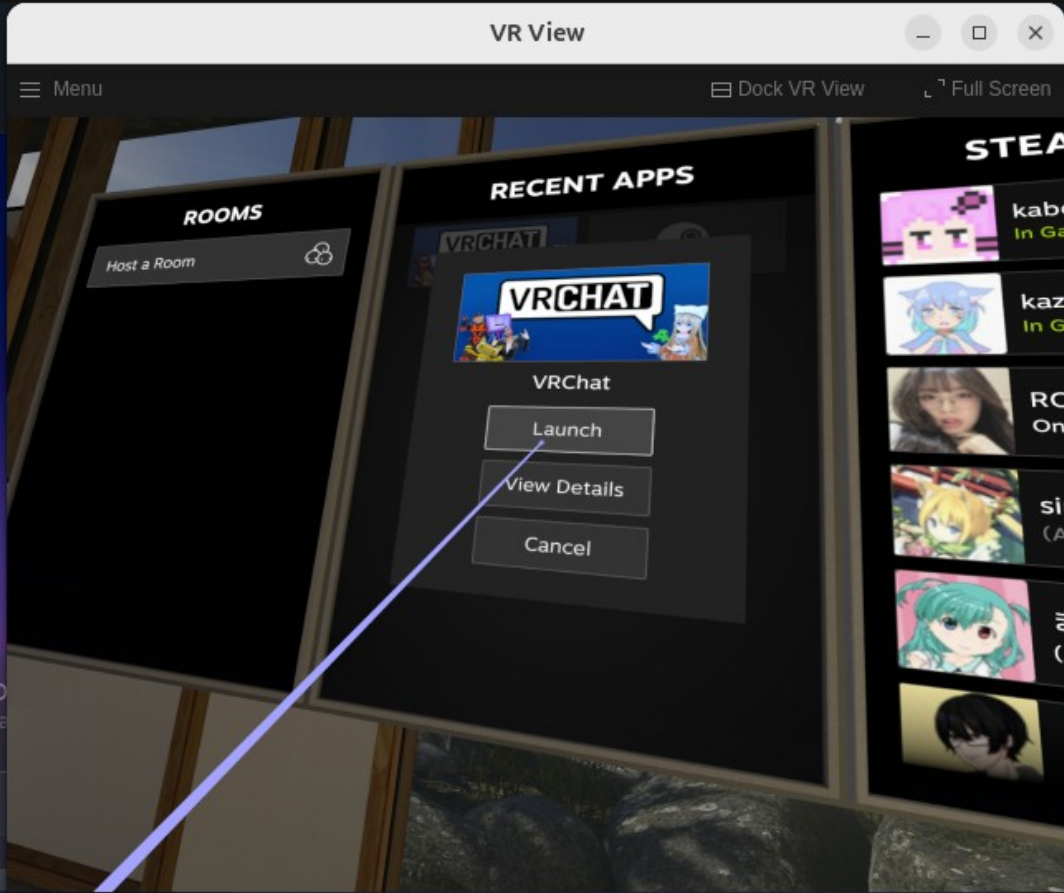
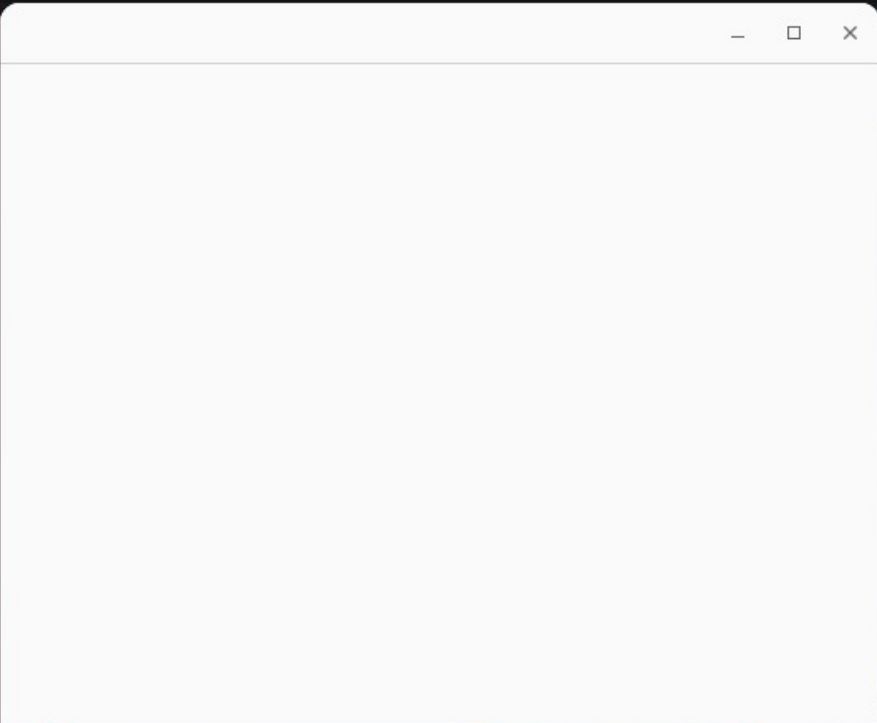

Now Playing
SteamVR Home

Yes No Maybe Later

NOTES

Friends & Chat





- OVR Advanced Settings
- RPG Maker MV
- VTube Studio
- XSOverlay
- TOOLS (30)
- Are You Ready for Valve Index?
- Arma Reforger Server
- Half-Life Deathmatch: Source Dedi

Store Page Community Hub

You've used this title
Would you recommend it?

STEAMVR 2.8.8

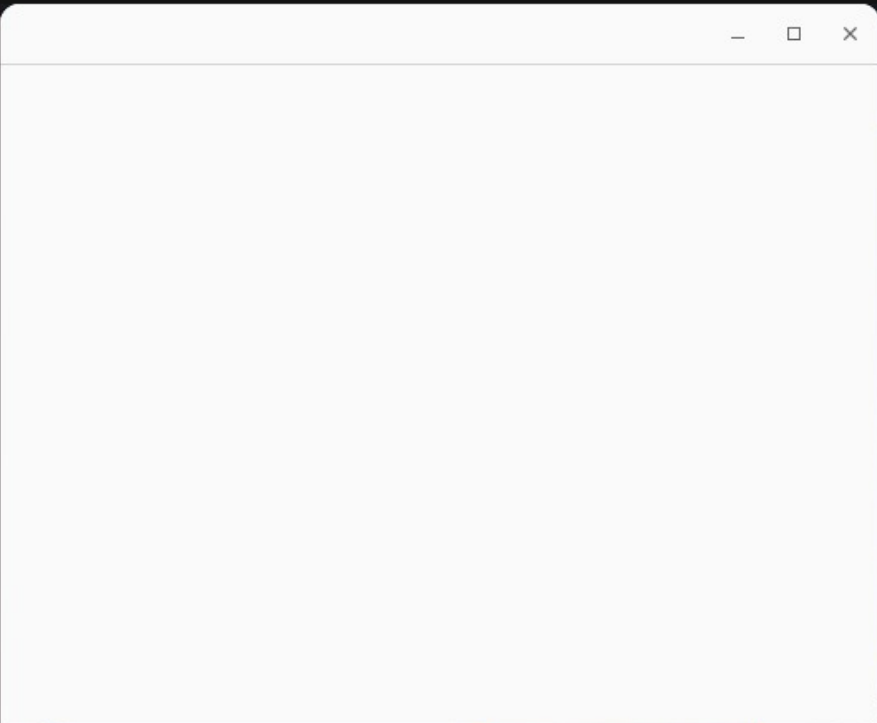

Now Playing
SteamVR Home

Yes No Maybe Later

NOTES

Friends & Chat



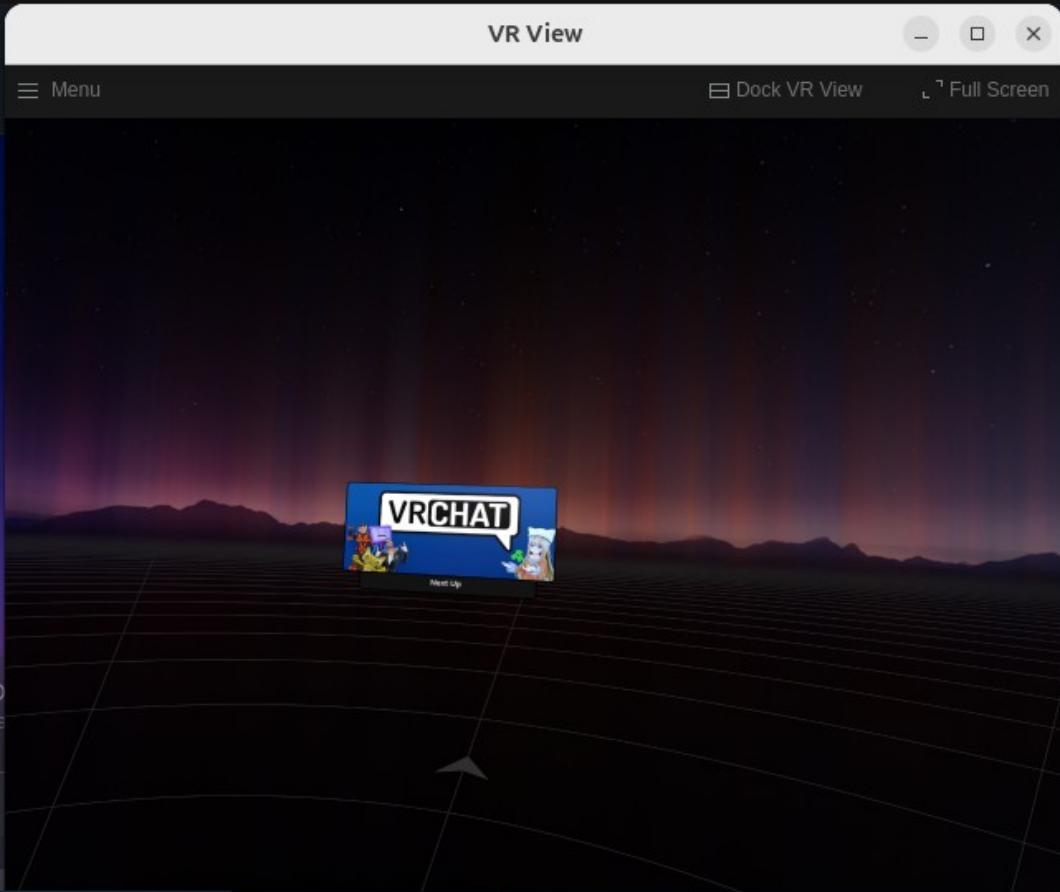


- Steno Arcade
- Undertale
- VirtualCast
- VRChat - Launching**
- VTube Studio
- XSOverlay
- ROGUELIKE (2)
- Flin

Store Page Community Hub

You've used this title
Would you recommend it?

ACTIVITY



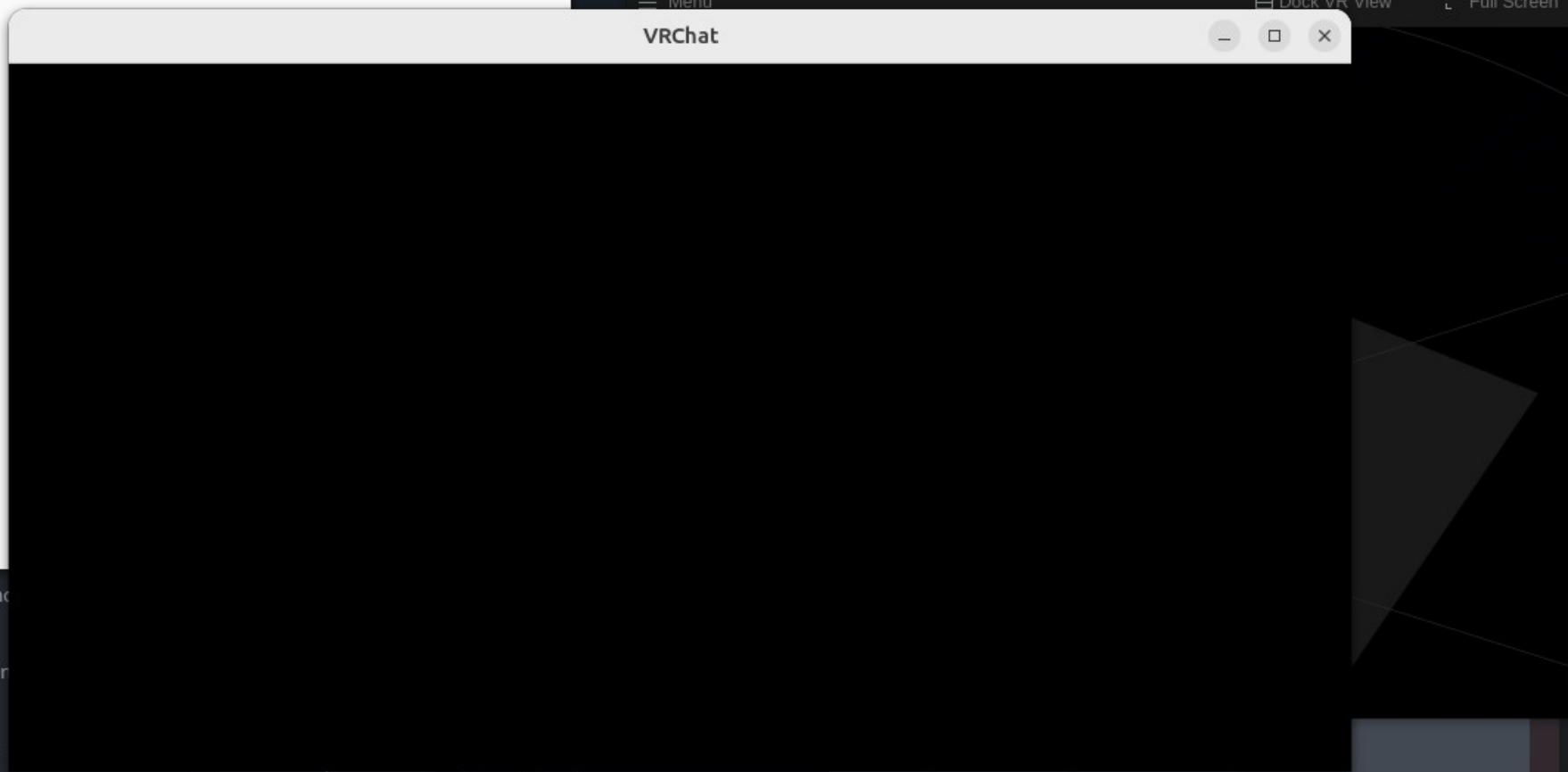

STEAMVR 2.8.8

Yes No Maybe Later



NOTES

Friends & Chat



- Monster Girls and
- Neos VR
- Phantasy Star Or
- Resonite
- SteamVR Home
- SteamVR Room Setup
- SteamVR Tutorial
- SteamVR Workshon Tools

Now Playing
VRChat

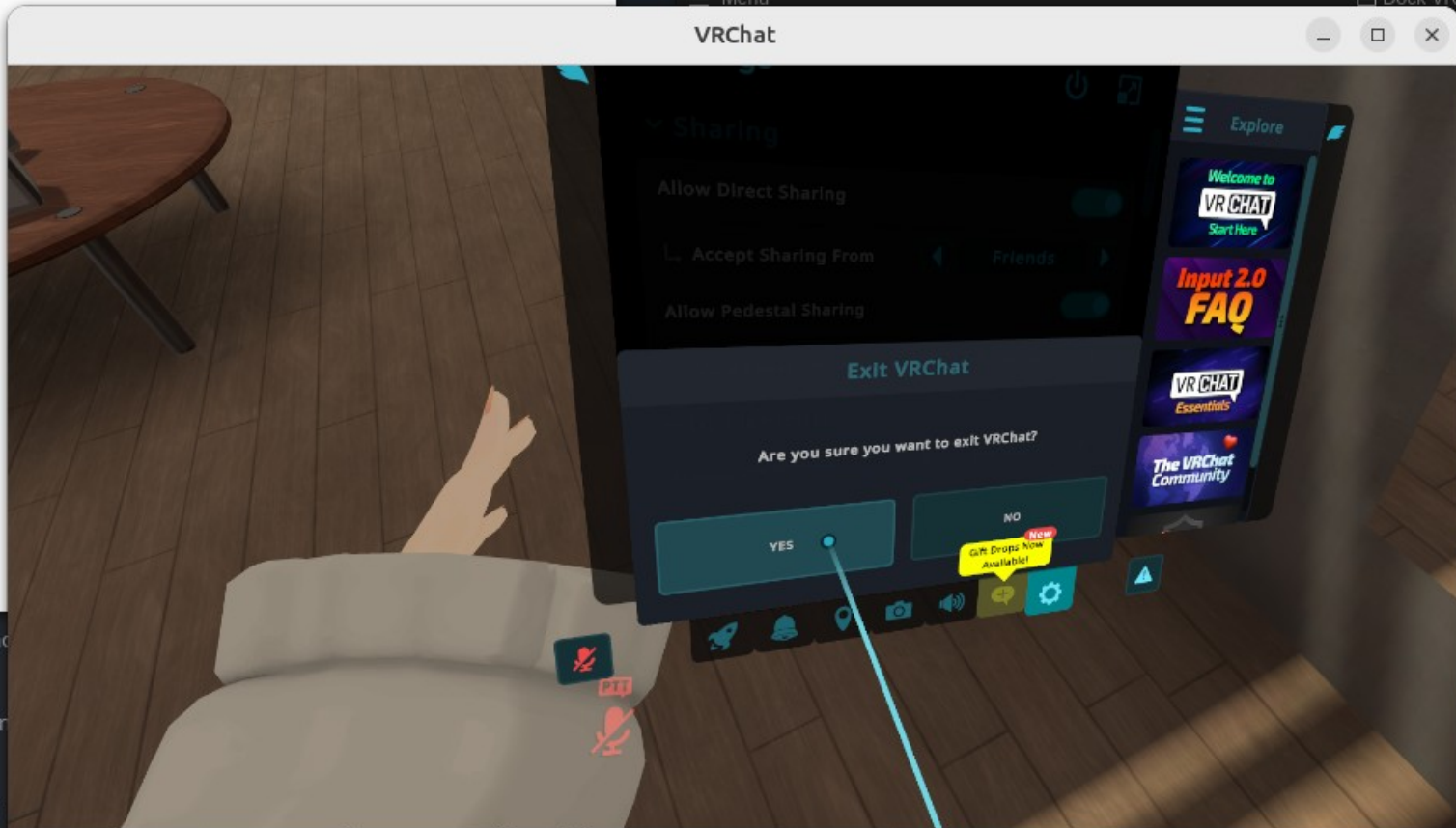
ACTIVITY

NOTES

+ Add a Game



Friends & Chat



- Monster Girls and...
- Neos VR
- Phantasy Star Or...
- Resonite
- SteamVR Home
- SteamVR Room Setup
- SteamVR Tutorial
- SteamVR Workshon Tools

Now Playing
VRChat

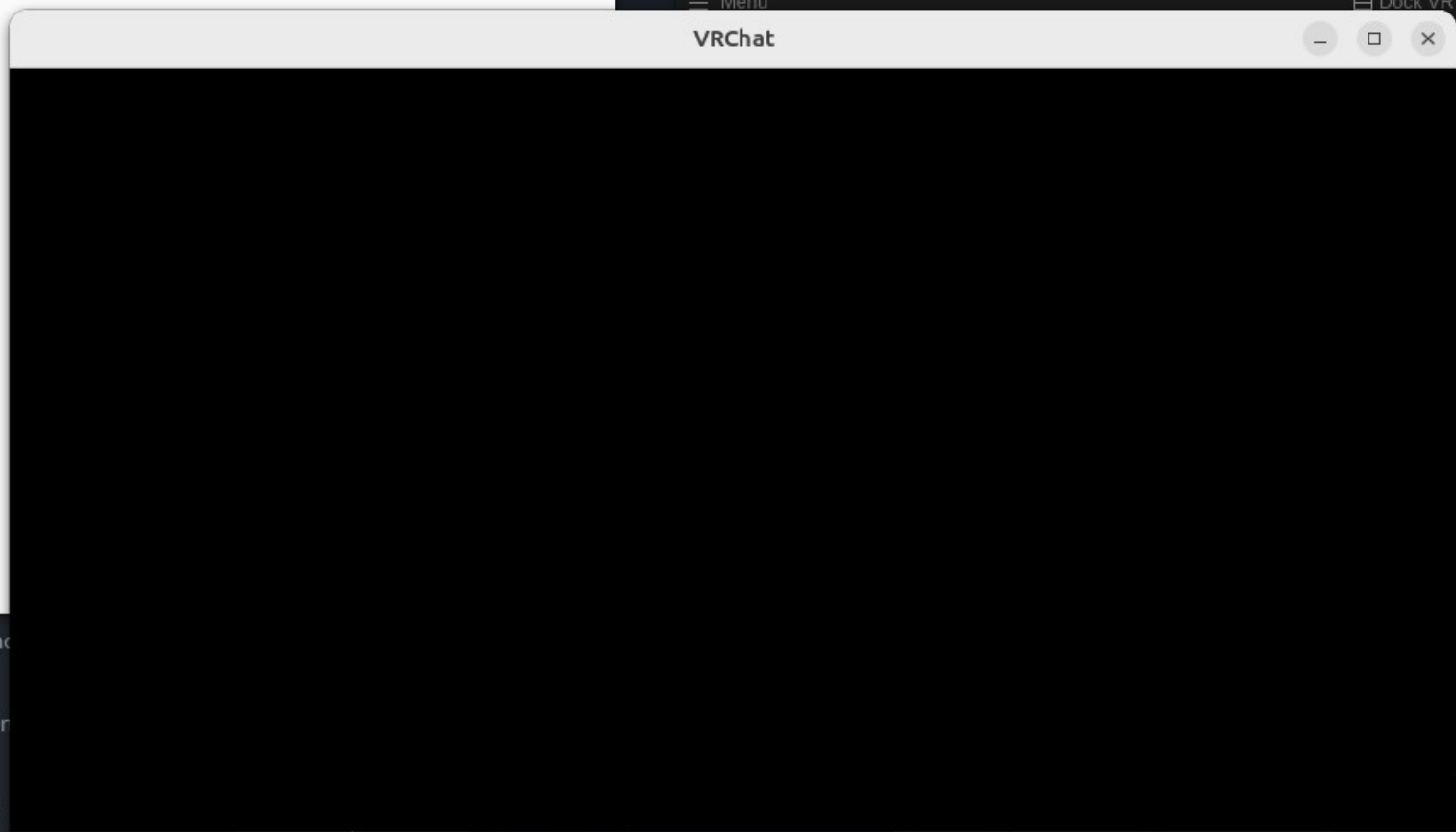
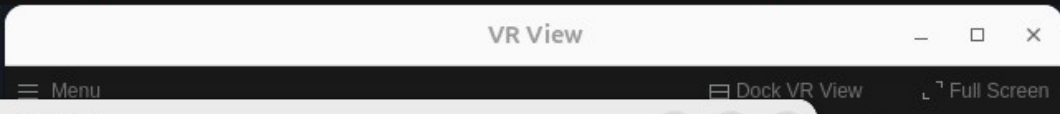
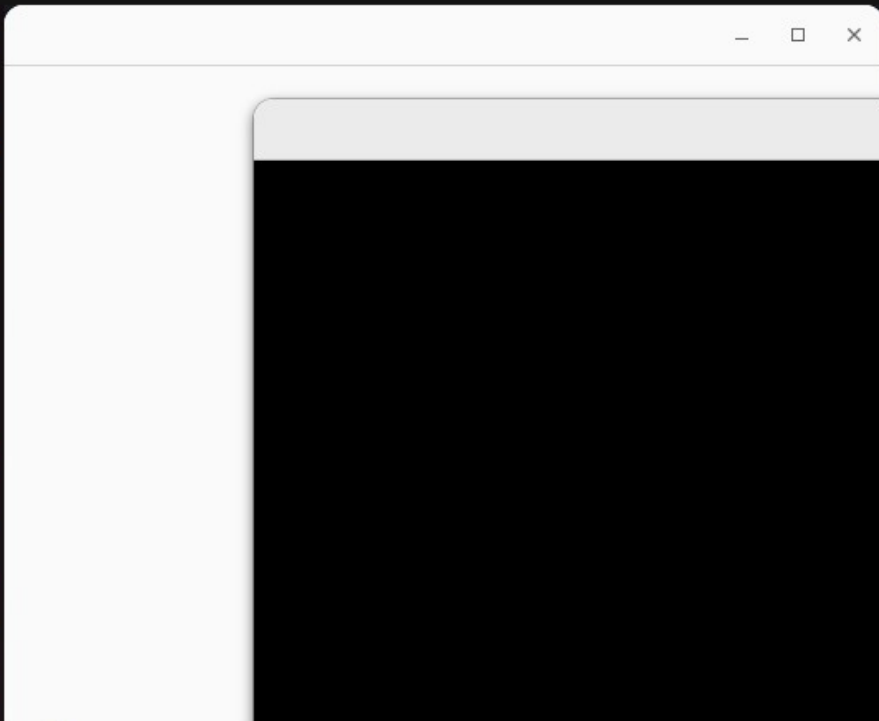

ACTIVITY

NOTES

+ Add a Game



Friends & Chat




-  Monster Girls and Anime
-  Neos VR
-  Phantasy Star Online
-  Resonite
-  SteamVR Home
-  SteamVR Room Setup
-  SteamVR Tutorial
-  SteamVR Workshop Tools


ACTIVITY


Now Playing
VRChat

NOTES

+ Add a Game



Friends & Chat 



Home [grid icon]

All [dropdown] [refresh] [clock] [play]

Search [magnifying glass] [hamburger menu]

- XSOOverlay
- ROGUELIKE (2)
 - Elin
 - Monster Girls and the Mysterious A
- VR (8)
 - ChilloutVR
 - Neos VR
 - OVR Advanced Settings
 - Resonite
 - SteamVR [beta]**
 - VirtualCast
 - VRChat
 - XSOOverlay
- UNCATEGORIZED (37)
 - Are You Ready for Valve Index?
 - Arma Reforger Server
 - ENGAGE



LAUNCH

SELECTED VERSION
beta

CLOUD STATUS
Up to date

LAST LAUNCHED
Today

Store Page Community Hub Discussions Guides Workshop Market Support

You've used this title for 3638 hours
Would you recommend this software to other players?
 Yes No

ACTIVITY

NOTES

+ Add a Game









Downloads - 3 of 3 Items Complete

Friends & Chat [grid icon]



Firefox

Search with Google or enter address

-  Amazon Sponsored
-  steamcom...
-  vrchat
-  help.steam...
-  github
-  YouTube
-  Facebook
-  Wikipedia

overte.org

overte.org/ — Visit

overte.org

This time, search with: G a b w ★ □ ⌚



Search with Google or enter address

- Amazon Sponsored
- steamcom...
- vrchat
- help.steam...
- github
- YouTube
- Facebook
- Wikipedia



English Deutsch Čeština
 Français 한국어 Lietuvių
 Português Русский язык
 日本語 繁體中文

[Home](#)[Calendar](#)[Downloads](#)[Gallery](#)[Contact](#)[Documentation](#) [API reference](#) [Donate](#)[Overte e.V.](#)[Code of Conduct](#)[Imprint](#)[Privacy policy](#)

You are here: [🏠](#) » [About](#)

About

Overte is an [open source](#) virtual worlds and social VR software which enables you to create and share virtual worlds as virtual reality (VR) and desktop experiences. You can create and host your own virtual world, explore other worlds, meet and connect with other users, attend or host live VR events, and much more.

The Overte software provides the following key features:

- Collaborative world creation and editing
- VR support, including body tracking
- Scalability for up to 500 users in a single world
- Scripting in JavaScript, which allows creation of games, interactables, UI elements, and custom applications
- High quality low latency spatial audio
- Powerful physics through Bullet physics engine
- Fully open-source under the permissive Apache 2.0 license
- No central authority. You can run your own server from home.



English Deutsch Čeština
 Français 한국어 Lietuvių
 Português Русский язык
 日本語 繁體中文

[Home](#)[Calendar](#)[Downloads](#)[Gallery](#)[Contact](#)[Documentation](#) [API reference](#) [Donate](#)[Overte e.V.](#)[Code of Conduct](#)[Imprint](#)[Privacy policy](#)<https://overte.org/downloads.html>

You are here: [🏠](#) » [About](#)

About

Overte is an [open source](#) virtual worlds and social VR software which enables you to create and share virtual worlds as virtual reality (VR) and desktop experiences. You can create and host your own virtual world, explore other worlds, meet and connect with other users, attend or host live VR events, and much more.

The Overte software provides the following key features:

- Collaborative world creation and editing
- VR support, including body tracking
- Scalability for up to 500 users in a single world
- Scripting in JavaScript, which allows creation of games, interactables, UI elements, and custom applications
- High quality low latency spatial audio
- Powerful physics through Bullet physics engine
- Fully open-source under the permissive Apache 2.0 license
- No central authority. You can run your own server from home.



English Deutsch Čeština
 Français 한국어 Lietuvių
 Português Русский язык
 日本語 繁體中文

Home

Calendar

Downloads

Linux

Windows

Source

Gallery

Contact

Documentation

API reference

Donate

Overte e.V.

Code of Conduct

Imprint

Privacy policy

You are here: » Downloads

Downloads

The current release of Overte is version 2024.11.1.

Take a look at the changelog on GitHub: [Changelog](#)

Linux

Interface

Linux Appliance for amd64/x86_64

Note

You will need to set the Appliance as executable using your file manager, or a command like: `chmod +x Overte.Appliance` .



English Deutsch Čeština
 Français 한국어 Lietuvių
 Português Русский язык
 日本語 繁體中文

Home

Calendar

Downloads

Linux

Windows

Source

Gallery

Contact

Documentation

API reference

Donate

Overte e.V.

Code of Conduct

Imprint

Privacy policy

You are here: » [Down](#)

Overte-2024.11.1-x86_64.AppImage

Open when completed

[Show all downloads](#)

Downloads

The current release of Overte is version 2024.11.1.

Take a look at the changelog on GitHub: [Changelog](#)

Linux

Interface

[Linux AppImage for amd64/x86_64](#)

Note

You will need to set the AppImage as executable using your file manager, or a command like: `chmod +x Overte.AppImage` .



English Deutsch Čeština
 Français 한국어 Lietuvių
 Português Русский язык
 日本語 繁體中文

Home

Calendar

Downloads

Linux

Windows

Source

Gallery

Contact

Documentation

API reference

Donate

Overte e.V.

Code of Conduct

Imprint

Privacy policy

You are here: » [Down](#)

Overte-2024.11.1-x86_64.AppImage

[Show in Folder](#)[Show all downloads](#)

Downloads

The current release of Overte is version 2024.11.1.

Take a look at the changelog on GitHub: [Changelog](#)


Linux

Interface

[Linux AppImage for amd64/x86_64](#)

Note

You will need to set the AppImage as executable using your file manager, or a command like: `chmod +x Overte.AppImage` .



Files

Home / Downloads

- Recent
- Starred
- Home
- Desktop
- Documents
- Downloads
- Music
- Pictures
- Videos
- Trash
- Other Locations



Overte-2024
.11.1-
x86_... mage

ProtonUp-
Qt-2.11.1-
x86_... mage

Overte-2024.11.1-x86_64.AppImage

"Overte-2024.11.1-x86_64.AppImage" selected (537.4 MB)



- Files
- Recent
- Starred
- Home
- Desktop
- Documents
- Downloads
- Music
- Pictures
- Videos
- Trash



Overte-2024
.11.1-...
x86_... m



ProtonUp-
0f-2 11 1-


Overte-2024.11.1-...

- Run Return
- Open With...

- Cut Ctrl+X
- Copy Ctrl+C
- Move to...
- Copy to...

- Rename... F2
- Compress...
- Email...
- Move to Trash Delete

- Properties Alt+Return



- Files
- Recent
- Starred
- Home
- Desktop
- Documents
- Downloads
- Music
- Pictures
- Videos
- Trash

Home / Downloads

Overte-2024 .11.1-x86_... mage

Overte-2024.11.1-x86_64.AppImage
AppImage application bundle
537.4 MB

Parent Folder: /home/fosdem2025/Downloads/


Accessed: 23 January 2025 19:26:57

Modified: 23 January 2025 19:27:12

Created: 23 January 2025 19:26:57

Permissions: Read and Write


Executable as Program:



- Files
- Recent
- Starred
- Home
- Desktop
- Documents
- Downloads
- Music
- Pictures
- Videos
- Trash



☆
✕



Overte-2024.11.1-x86_64.AppImage

AppImage application bundle

537.4 MB

Parent Folder 📁

</home/fosdem2025/Downloads/>

Accessed

23 January 2025 19:26:57

Modified


23 January 2025 19:27:12

Created

23 January 2025 19:26:57

Permissions Read and Write >

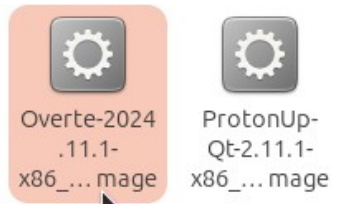
Executable as Program



Files

Home / Downloads

- Recent
- Starred
- Home
- Desktop
- Documents
- Downloads
- Music
- Pictures
- Videos
- Trash
- Other Locations



Overte-2024.11.1-x86_64.AppImage

"Overte-2024.11.1-x86_64.AppImage" selected (537.4 MB)



READY



Put on your Headset

To see an onscreen live preview, disable VSync.





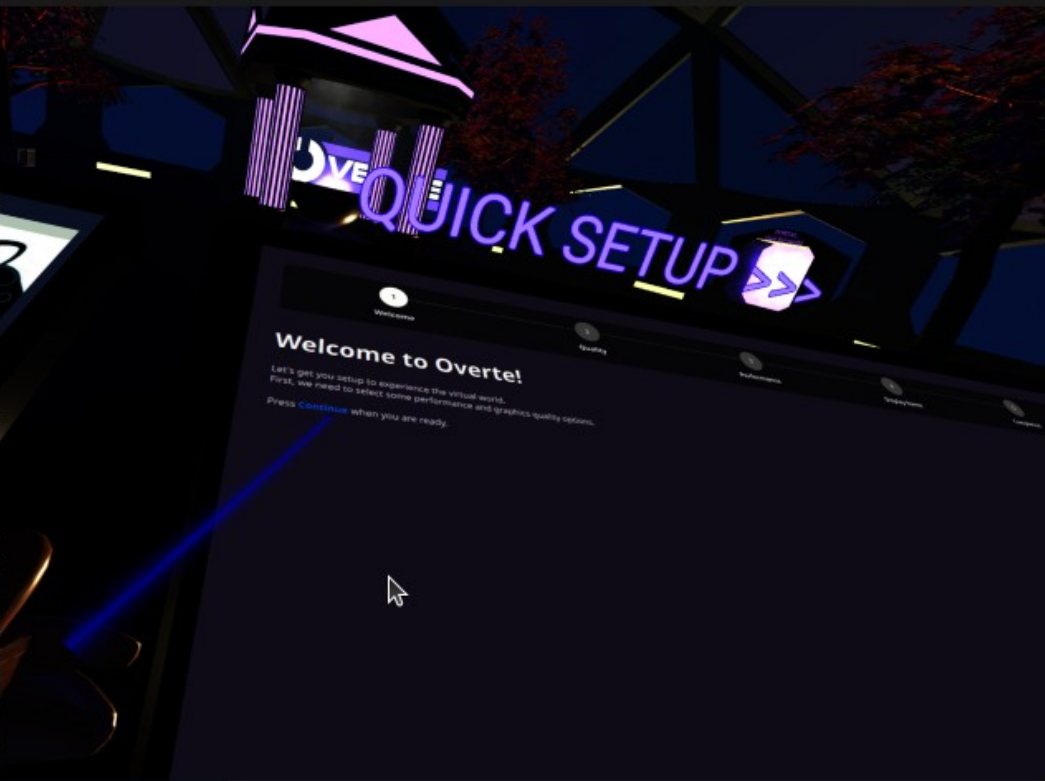
AWAY
PRESS ANY KEY
TO CONTINUE



QUICK SETUP >>>



- AUDIO
- SHIELD
- SNAP
- AVATAR
- PEOPLE
- PLACES
- GRAPHICS
- CREATE
- EMOTE
- MORE...
- CHAT



Some Add-ons Blocked
 Due to a recent crash,
 some add-ons have been blocked.

[Learn more.](#)


Dismiss

STEAMVR beta 2.9.5

Now Playing
 interface

The SteamVR interface shows a title bar with 'STEAMVR beta 2.9.5' and window controls. Below the title bar, it says 'Now Playing interface'. At the bottom, there are four green icons: a VR headset, a controller, a hand, and a square.





CLICK SETUP >>>

DESKTOP

VIRTUAL REALITY

SELECT YOUR DEVICE TO USE

A horizontal toolbar with the following icons and labels from left to right:

- AUDIO
- SHIELD
- SNAP
- AVATAR
- PEOPLE
- PLACES
- GRAPHICS
- CREATE
- EMOTE
- MORE...
- CHAT

A vertical sidebar on the left side of the screen containing several icons:

- Home
- VR Headset
- Document
- Anchor
- Question Mark
- Hand
- Settings (Gear)
- Settings (Gear)
- Settings (Gear)
- Refresh

Beginner's Guide on How to Join Events in VR from Ubuntu

1. UPDATE YOUR SYSTEM

-Log-in as Xorg from bottom-right corner of the login screen

2. Install Graphic Drivers

Steam-VR will NOT WORK on GNOME-Wayland!

3. Upgrade All Drivers

4. Install Steam

*- installer !!
Do NOT Install Steam-Snap
OR Steam-Flatpak*

5. Install Proton-GE

6. Install Envision

7. Install Wlx-Overlay-S

SANDBOX APPS WILL NOT WORK WITH STEAM-VR !!

8. Start Envision, then Wlx-Overlay-S, and then your OpenXR App/Game

AMD GPU

→ `ppa:kisak/kisak-mesa`
& Install CoreCtrl

NVIDIA GPU

→ `ppa:graphics-drivers/ppa`

i. Enable Steam Play

ii. Set Default to Proton-Experimental

iii. Set Interface to Steam Beta

Build Profile

Warning

Your AMD GPU Power Profile is not set to VR. This will cause noticeable stutter when running XR applications.

You can activate the VR Power Profile using GPU overclocking utilities such as [CoreCtrl](#).

Lighthouse Driver - Envision Default

Sign in [Get free trial](#)

Show Pipeline ID

Actions



"Envision-x86_64.AppImage" selected (47.2 MB)

00:12:16 4 days ago #1031047344 eda21055

Passed

feat: launch options for plugins

Two green checkmarks



Pipelines · GabMus / Envis × CoreCtrl / CoreCtrl · GitLa × +

← → ↻

https://gitlab.com/corectrl/corectrl

Why GitLab Pricing Explore

Sign in [Get free trial](#)

CoreCtrl / CoreCtrl

Project

CoreCtrl

Manage >

Plan >

Code >

Build >

Deploy >

Operate >

Monitor >

Analyze >

Help



Star 806

master corectrl

Find file

Code



Allow custom Polkit policy files ins...



Juan Palacios authored 3 days ago

a4c561e3



History

Name	Last commit	Last update
.gitlab	Update default issue t...	8 months ago
3rdparty/units	Remove bundled pugl...	11 months ago
cmake	Link with libatomic on ...	8 months ago
resources	Fix window associatio...	1 year ago
src	Allow custom Polkit po...	3 days ago
tests	Add missing new line ...	2 months ago

Project information

Profile based system control utility

533 Commits

6 Branches

40 Tags

40 Releases

README

GNU General Public License v3.0 or later

CHANGELOG

CONTRIBUTING

What is CoreCtrl? (for AMD GPU Users Only)

- ▶ Open Source System Management Tool
- ▶ Manages GPU and CPU Power and Performance via GUI
- ▶ For playing VR on AMD GPU
 - ▶ Performance must be set to “Advanced”
 - ▶ Power profile must be set to “Virtual Reality”



App Center



Explore

Featured

Productivity

Development

Games

Featured Snaps

[Discover more](#)**Mumble**

Snapcrafters

Open Source, Low Latency, High Quality Voice Chat

**kolourpaint**

KDE

Paint Program

**insomnia**

Insomnia

Insomnia

**CLion**

jetbrains

A cross-platform IDE for C and C++

 Manage 3

About



App Center

- Explore
- Featured
- Productivity
- Development
- Games

- Manage 3
- About

CoreCtrl

Debian packages

CoreCtrl

See all results for "CoreCtrl"

Featured Snaps

Discover more



Mumble
 Snapcrafters +
 Open Source, Low Latency, High Quality Voice Chat




kolourpaint
 KDE ✓
 Paint Program



insomnia
 Insomnia
 Insomnia



CLion
 JetBrains ✓
 A cross-platform IDE for C and C++



App Center

Explore

Featured

Productivity

Development

Games

 Manage 3

About



CoreCtrl



Results for "CoreCtrl"

Sort by Relevance Filter by Snap packages All categories

No results found for "CoreCtrl"

Try using different or more general keywords



App Center

Explore

Featured

Productivity

Development

Games

 Manage 3

About



CoreCtrl



Results for "CoreCtrl"

Sort by Relevance

Filter by

Snap packages

Debian packages

All categories

No results found for "CoreCtrl"

Try using different or more general keywords



App Center

Explore

Featured

Productivity

Development

Games

Manage 3

About



CoreCtrl



Results for "CoreCtrl"

Sort by Relevance

Filter by Debian packages



CoreCtrl
Juan Palacios
A friendly hardware control



App Center

Explore

☆ Featured

🕒 Productivity

🔧 Development

📁 Games

⋮ Manage 3

? About



CoreCtrl



CoreCtrl

Juan Palacios



Install

[Learn about managing Debian packages >](#)

Version

1.3.11+ds-1build1

Links

[Homepage](#)

∨ Gallery



App Center

Explore

Featured

Productivity

Development

Games

Manage 3


About

CoreCtrl

CoreCtrl

Authentication Required

The software is not from a trusted source.
Do not install this package unless you are sure it is
safe to do so.



FOSDEM2025

Password



Cancel

Authenticate

Version
1.3.11+ds-1b
Gallery

Performance mode: Advanced

GPU STATE 0 STATE 1 STATE 2 STATE 3 STATE 4 STATE 5 STATE 6 STATE 7 Memory STATE 0 STATE 1

Ventilation: Curve

Power (%)

App Center

Explore

☆ Featured

🕒 Productivity

🔧 Development

📺 Games

☰ Manage 3

🔍 About



CoreCtrl



CoreCtrl

Juan Palacios



Cancel

[Learn about managing Debian packages >](#)

Version

1.3.11+ds-1build1

∨ Gallery

Links

[Homepage](#)

App Center

Explore

☆ Featured

🕒 Productivity

🔧 Development

📁 Games

⋮ Manage 3

? About



CoreCtrl



CoreCtrl

Juan Palacios



Uninstall

[Learn about managing Debian packages >](#)

Version

1.3.11+ds-1build1

Links

[Homepage](#)

∨ Gallery



Q Type to search



Additio...



Calendar



Camera



Clocks



Firmwar...



Image V...



Languag...



Videos



Calculator



LibreO...



Docume...



Settings



System ...



LibreO...



Terminal



Utilities



LibreO...



LibreO...



LibreO...



Power S...



Proton ...



Remmina



Shotwell



Softwar...

Q Type to search



Softwar...



Startup ...



Startup ...



Steam



Synaptic...



TeXInfo



Text Edi...



Transmi...



URI-vrm...



vrmonitor



Resonite




CoreCtrl



App Center

CoreCtrl



Explore

Featured

Productivity

Development

Games


CoreCtrl

Juan Palacios



Authentication Required

Root privileges are required to control the system



FOSDEM2025



Cancel

Authenticate

Manage 3

About

Manage profiles for your applications...



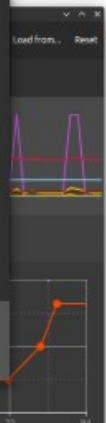
Global Profile



PROFILES

SYSTEM

ⓘ About



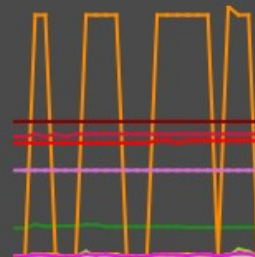
← Global Profile

| Load from... Reset

MSI RX 6600XT MECH 2X [GPU 0]

AMD Ryzen 9 5900X 12-Core Processor [CPU 0]

- ✓ Fan: 0 rpm
- ✓ Used memory: 957 MB
- ✓ Activity: 0 %
- ✓ Power: 17 W
- ✓ Voltage: 6 mV
- ✓ Temperature (memory): 54 °C
- ✓ Temperature (junction): 51 °C
- ✓ Temperature: 49 °C
- ✓ Memory: 1000 MHz
- ✓ GPU: 0 MHz



Ventilation

Automatic

Performance mode

Advanced

Fixed

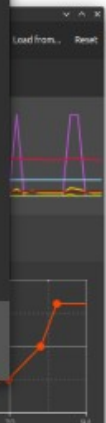
Automatic

Do not control


PROFILES

SYSTEM

? About



CoreCtrl



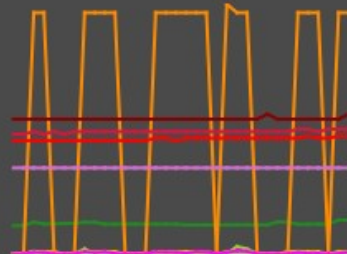
← Global Profile

Apply | Load from... Reset

MSI RX 6600XT MECH 2X [GPU 0]

AMD Ryzen 9 5900X 12-Core Processor [CPU 0]

- Fan: 0 rpm
- Used memory: 1112 MB
- Activity: 0 %
- Power: 18 W
- Voltage: 725 mV
- Temperature (memory): 56 °C
- Temperature (junction): 52 °C
- Temperature: 50 °C
- Memory: 1000 MHz
- GPU: 20 MHz



Ventilation

Automatic

Performance mode

Advanced

Power limit (W)



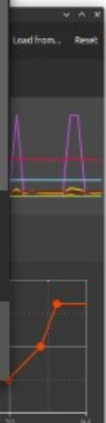
Power profile

3D Fullscreen

PROFILES

SYSTEM

? About



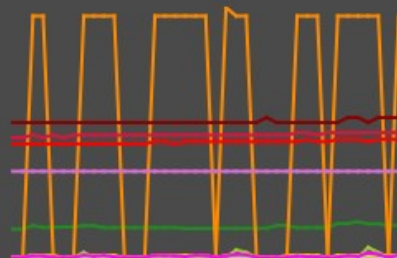
← Global Profile

Apply | Load from... Reset

MSI RX 6600XT MECH 2X [GPU 0]

AMD Ryzen 9 5900X 12-Core Processor [CPU 0]

- ✓ Fan: 0 rpm
- ✓ Used memory: 1043 MB
- ✓ Activity: 1 %
- ✓ Power: 18 W
- ✓ Voltage: 725 mV
- ✓ Temperature (memory): 56 °C
- ✓ Temperature (junction): 52 °C
- ✓ Temperature: 50 °C
- ✓ Memory: 1000 MHz
- ✓ GPU: 29 MHz



3D Fullscreen

Ventilation

Automatic

Performance mode

Power saving

Video

Power limit (W)

140

Virtual reality

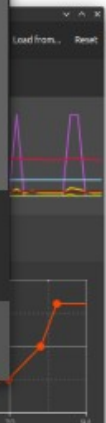
Power profile

Compute

PROFILES

SYSTEM

ⓘ About



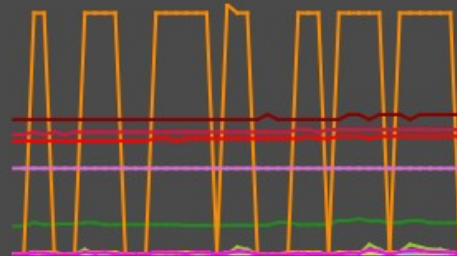
← Global Profile

Apply | Load from... Reset

MSI RX 6600XT MECH 2X [GPU 0]

AMD Ryzen 9 5900X 12-Core Processor [CPU 0]

- Fan: 0 rpm
- Used memory: 1038 MB
- Activity: 0 %
- Power: 17 W
- Voltage: 6 mV
- Temperature (memory): 56 °C
- Temperature (junction): 52 °C
- Temperature: 50 °C
- Memory: 1000 MHz
- GPU: 0 MHz



Ventilation Automatic

Performance mode Advanced

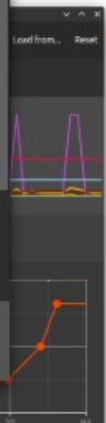
Power limit (W) 140

Power profile Virtual reality

PROFILES

SYSTEM

? About



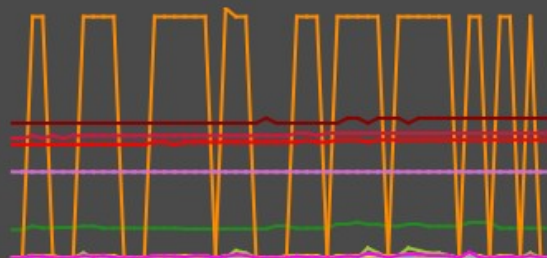
← Global Profile

Save Restore | Load from... Reset

MSI RX 6600XT MECH 2X [GPU 0]

AMD Ryzen 9 5900X 12-Core Processor [CPU 0]

- Fan: 0 rpm
- Used memory: 977 MB
- Activity: 0 %
- Power: 17 W
- Voltage: 6 mV
- Temperature (memory): 56 °C
- Temperature (junction): 52 °C
- Temperature: 50 °C
- Memory: 1000 MHz
- GPU: 0 MHz



Ventilation Automatic

Performance mode Advanced

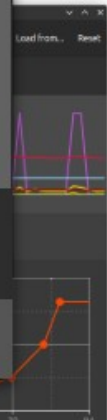
Power limit (W) 140

Power profile Virtual reality

PROFILES

SYSTEM

? About



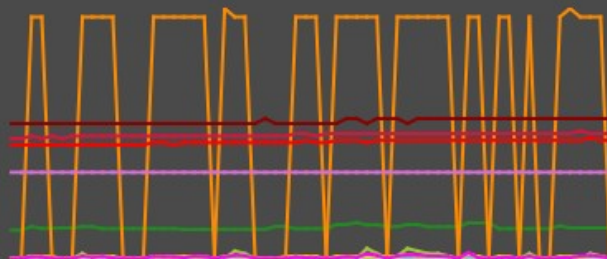
← Global Profile

| Load from... Reset

MSI RX 6600XT MECH 2X [GPU 0]

AMD Ryzen 9 5900X 12-Core Processor [CPU 0]

- Fan: 0 rpm
- Used memory: 1004 MB
- Activity: 0 %
- Power: 17 W
- Voltage: 6 mV
- Temperature (memory): 56 °C
- Temperature (junction): 52 °C
- Temperature: 50 °C
- Memory: 1000 MHz
- GPU: 0 MHz



Ventilation

Automatic

Performance mode

Advanced

Power limit (W)



Power profile

Virtual reality

PROFILES

SYSTEM

? About



App Center

CoreCtrl

Explore

Features

Production

Development

Game

Envision

Build Profile

Warning

Your AMD GPU Power Profile is not set to VR. This will cause noticeable stutter when running XR applications.

You can activate the VR Power Profile using GPU overclocking utilities such as [CoreCtrl](#).

Lighthouse Driver - Envision Default

[about managing Debian packages >](#)

Links

[Homepage](#)

Manage 3

About



Envision [Menu] [Close]

Build Profile

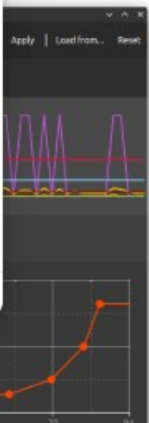
SteamVR Quick Calibration

> Details

Calibrate

Lighthouse Driver - Envision Default [Dropdown] [Menu]

"Envision-x86_64.AppImage" selected (47.2 MB)



Manage 3

About

Envision



Build Profile

SteamVR Quick Calibration

> De

Calib

Missing dependencies:

cmake, libeigen3-dev, g++, gcc, git, glslang-tools,
glslc, libbsd-dev, libdrm-dev, libgl1-mesa-dev,
libudev-dev, libx11-xcb-dev, libxcb-randr0-dev,
libxrandr-dev, mesa-common-dev, ninja-build,
libopenxr-dev, libsdl2-dev, libvulkan-dev,
libvulkan-dev, libwayland-dev, wayland-
protocols

You can install them with the following
command:

```
sudo apt install cmake libeigen3-dev g++ gcc git glslang-tools glslc libbsd-dev libdrm-dev libgl1-mesa-dev libudev-dev libx11-xcb-dev libxcb-randr0-dev libxrandr-dev mesa-common-dev ninja-build libopenxr-dev libsdl2-dev libvulkan-dev libvulkan-dev libwayland-dev wayland-protocols
```



Copy

ok

Lighthouse Driver - Envision Default



"Envision-x86_64.AppImage" selected (47.2 MB)

Peak (%)

50

100

150

200

250

300

350

400

450

500

550

600

650

700

750

800

850

900

950

1000

1050

1100

1150

1200

1250

1300

1350

1400

1450

1500

1550

1600

1650

1700

1750

1800

1850

1900

1950

2000

2050

2100

2150

2200

2250

2300

2350

2400

2450

2500

2550

2600

2650

2700

2750

2800

2850

2900

2950

3000

3050

3100

3150

3200

3250

3300

3350

3400

3450

3500

3550

3600

3650

3700

3750

3800

3850

3900

3950

4000

4050

4100

4150

4200

4250

4300

4350

4400

4450

4500

4550

4600

4650

4700

4750

4800

4850

4900

4950

5000

5050

5100

5150

5200

5250

5300

5350

5400

5450

5500

5550

5600

5650

5700

5750

5800

5850

5900

5950

6000

6050

6100

6150

6200

6250

6300

6350

6400

6450

6500

6550

6600

6650

6700

6750

6800

6850

6900

6950

7000

7050

7100

7150

7200

7250

7300

7350

7400

7450

7500

7550

7600

7650

7700

7750

7800

7850

7900

7950

8000

8050

8100

8150

8200

8250

8300

8350

8400

8450

8500

8550

8600

8650

8700

8750

8800

8850

8900

8950

9000

9050

9100

9150

9200

9250

9300

9350

9400

9450

9500

9550

9600

9650

9700

9750

9800

9850

9900

9950

10000

10050

10100

10150

10200

10250

10300

10350

10400

10450

10500

10550

10600

10650

10700

10750

10800

10850

10900

10950

11000

11050

11100

11150

11200

11250

11300

11350

11400

11450

11500

11550

11600

11650

11700

11750

11800

11850

11900

11950

12000

12050

12100

12150

12200

12250

12300

12350

12400

12450

12500

12550

12600

12650

12700

12750

12800

12850

12900

12950

13000

13050

13100

13150

13200

13250

13300

13350

13400

13450

13500

13550

13600

13650

13700

13750

13800

13850

13900

13950

14000

14050

14100

14150

14200

14250

14300

14350

14400

14450

14500

14550

14600

14650

14700

14750

14800

14850

14900

14950

15000

15050

15100

15150

15200

15250

15300

15350

15400

15450

15500

15550

15600

15650

15700

15750

15800

15850

15900

15950

16000

16050

16100

16150

16200

16250

16300

16350

16400

16450

16500

16550

16600

16650

16700

16750

16800

16850

16900

16950

17000

17050

17100

17150

17200

Envision



Build Profile

SteamVR Quick Calibration

> De

Calib

Missing dependencies:

cmake, libeigen3-dev, g++, gcc, git, glslang-tools,
glslc, libbsd-dev, libdrm-dev, libgl1-mesa-dev,
libudev-dev, libx11-xcb-dev, libxcb-randr0-dev,
libxrandr-dev, mesa-common-dev, ninja-build,
libopenxr-dev, libsdl2-dev, libvulkan-dev,
libvulkan-dev, libwayland-dev, wayland-
protocols

You can install them with the following
command:

```
sudo apt install cmake libeigen3-dev g++ gcc git glslang-tools glslc libbsd-dev libdrm-dev libgl1-mesa-dev libudev-dev libx11-xcb-dev libxcb-randr0-dev libxrandr-dev mesa-common-dev ninja-build libopenxr-dev libsdl2-dev libvulkan-dev libvulkan-dev libwayland-dev wayland-protocols
```



Copy

ok

Lighthouse Driver - Envision Default



"Envision-x86_64.AppImage" selected (47.2 MB)

Q Type to search



Additio...



Calendar



Camera



Clocks



Firmwar...



Image V...



Languag...



Videos



Calculator



LibreO...



Docume...



Settings



System ...



LibreO...



Terminal



Utilities



LibreO...



LibreO...



LibreO...



Power S...



Proton ...



Remmina



Shotwell



Softwar...



Envision

Build Profile

SteamVR Quick Calibration

> De

Calib

Missing dependencies:

cmake, libeigen3-dev, g++, gcc, git, glslang-tools,
glslc, libbsd-dev, libdrm-dev, libgl1-mesa-dev,
libudev-dev, libx11-xcb-dev, libxcb-randr0-dev,
libxrandr-dev, mesa-common-dev, ninja-build,
libopenxr-dev, libsdl2-dev, libvulkan-dev,
libvulkan-dev, libwayland-dev, wayland-
protocols

You can install them with the following
command:

```
sudo apt install cmake libeigen
```



Copy

ok

fosdem2025@fosdem2025: ~

fosdem2025@fosdem2025:~\$

Envision



Build Profile

SteamVR Quick Calibration

> De

Calib

Missing dependencies:

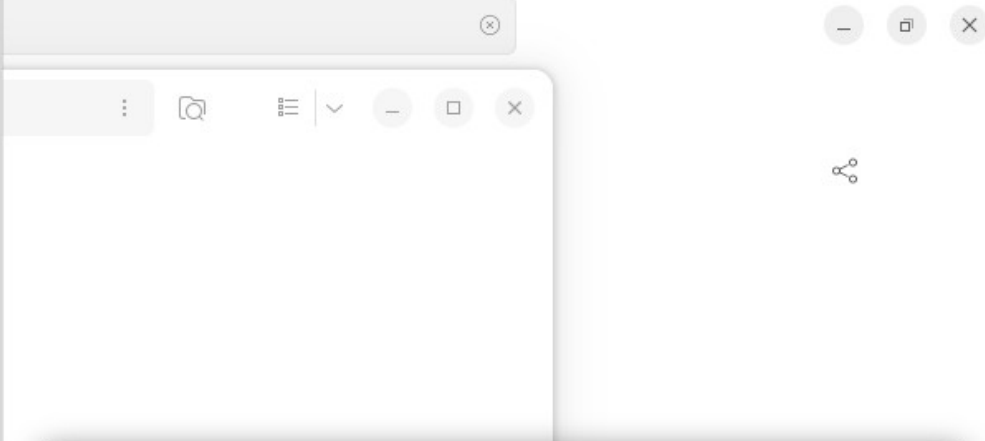
cmake, libeigen3-dev, g++, gcc, git, glslang-tools, glslc, libbsd-dev, libdrm-dev, libgl1-mesa-dev, libudev-dev, libx11-xcb-dev, libxcb-randr0-dev, libxrandr-dev, mesa-common-dev, ninja-build, libopenxr-dev, libsdl2-dev, libvulkan-dev, libvulkan-dev, libwayland-dev, wayland-protocols

You can install them with the following command:

```
libwayland-dev wayland-protocols
```

ok

Lighthouse Driver - Envision Default



```

fosdem2025@fosdem2025: ~
fosdem2025@fosdem2025:~$ sudo apt install cmake libeigen3-dev g++ gcc git glslang-tools glslc libbsd-dev libdrm-dev libgl1-mesa-dev libudev-dev libx11-xcb-dev libxcb-randr0-dev libxrandr-dev mesa-common-dev ninja-build libopenxr-dev libsdl2-dev libvulkan-dev libvulkan-dev libwayland-dev wayland-protocols

```


What does that command do?

sudo apt install: Install the following packages with superuser privileges:

cmake: A build system generator used to configure and build projects.

ninja-build: A fast build system often used with cmake.

g++: The GNU C++ compiler, used to compile C++ code.

git: Version control system to clone and manage repositories.

libepoxy-dev: For OpenGL binding and runtime support.

libgl1-mesa-dev: Provides OpenGL development libraries.

libvulkan-dev: Provides Vulkan API development support.

libwayland-dev: For developing Wayland-based applications.

wayland-protocols: Protocol definitions for Wayland extensions.

libxcb-randr0-dev and libxrandr-dev: X11 libraries for screen resolution changes and window management.

libx11-xcb-dev: Provides X11 client libraries with XCB support.

libudev-dev: For device management and hardware detection.

libsdl2-dev: For handling input, audio, and basic 2D graphics in VR applications.

glslang-tools and glslc: Tools for compiling GLSL (OpenGL Shader Language) shaders.

libbsd-dev: Provides functions commonly found in BSD systems.

mesa-common-dev: General Mesa libraries for graphics drivers.

libopenxr-dev: OpenXR development library for creating VR/AR applications.

Envision



Build Profile

SteamVR Quick Calibration

> De

Calib

Missing dependencies:

cmake, libeigen3-dev, g++, gcc, git, glslang-tools,
glslc, libbsd-dev, libdrm-dev, libgl1-mesa-dev,
libudev-dev, libx11-xcb-dev, libxcb-randr0-dev,
libxrandr-dev, mesa-common-dev, ninja-build,
libopenxr-dev, libsdl2-dev, libvulkan-dev,
libvulkan-dev, libwayland-dev, wayland-
protocols

You can install them with the following
command:

```
libwayland-dev wayland-protocols
```



ok

Lighthouse Driver - Envision Default



```
fosdem2025@fosdem2025: ~  
fosdem2025@fosdem2025:~$ sudo apt install cmake libeige  
n3-dev g++ gcc git glslang-tools glslc libbsd-dev libdr  
m-dev libgl1-mesa-dev libudev-dev libx11-xcb-dev libxcb  
-randr0-dev libxrandr-dev mesa-common-dev ninja-build l  
ibopenxr-dev libsdl2-dev libvulkan-dev libvulkan-dev li  
bwayland-dev wayland-protocols  
[sudo] password for fosdem2025: 
```

Envision



Build Profile

SteamVR Quick Calibration

> De

Calib

Missing dependencies:

cmake, libeigen3-dev, g++, gcc, git, glslang-tools,
 glslc, libbsd-dev, libdrm-dev, libgl1-mesa-dev,
 libudev-dev, libx11-xcb-dev, libxcb-randr0-dev,
 libxrandr-dev, mesa-common-dev, ninja-build,
 libopenxr-dev, libsdl2-dev, libvulkan-dev,
 libvulkan-dev, libwayland-dev, wayland-
 protocols

You can install them with the following
 command:

```
libwayland-dev wayland-protocols
```

ok

Lighthouse Driver - Envision Default



fosdem2025@fosdem2025: ~



```
libwayland-dev libx11-dev libx11-xcb-dev libxau-dev
libxcb-randr0-dev libxcb-render0-dev libxcb1-dev
libxcursor-dev libxdmcp-dev libxext-dev
libxf86-dev libxi-dev libxinerama-dev
libxkbcommon-dev libxrandr-dev libxrender-dev
libxss-dev libxt-dev libxv-dev libxxf86vm-dev make
mesa-common-dev ninja-build pkg-config pkgconf
pkgconf-bin python3-packaging spirv-tools uuid-dev
wayland-protocols x11proto-dev xorg-sgml-doctools
xtrans-dev zlib1g-dev
0 upgraded, 113 newly installed, 0 to remove and 3 not
upgraded.
Need to get 96.6 MB of archives.
After this operation, 402 MB of additional disk space w
ill be used.
Do you want to continue? [Y/n]
```

Envision

Build Profile

SteamVR Quick Calibration

> De

Calib

Missing dependencies:

cmake, libeigen3-dev, g++, gcc, git, glslang-tools,
glslc, libbsd-dev, libdrm-dev, libgl1-mesa-dev,
libudev-dev, libx11-xcb-dev, libxcb-randr0-dev,
libxrandr-dev, mesa-common-dev, ninja-build,
libopenxr-dev, libsdl2-dev, libvulkan-dev,
libvulkan-dev, libwayland-dev, wayland-
protocols

You can install them with the following
command:

```
libwayland-dev wayland-protocols
```

ok

Lighthouse Driver - Envision Default

fosdem2025@fosdem2025: ~

```
4.  
Preparing to unpack .../001-libsframe1_2.42-4ubuntu2.3_  
amd64.deb ...  
Unpacking libsframe1:amd64 (2.42-4ubuntu2.3) ...  
Selecting previously unselected package libbinutils:amd  
64.  
Preparing to unpack .../002-libbinutils_2.42-4ubuntu2.3  
_amd64.deb ...  
Unpacking libbinutils:amd64 (2.42-4ubuntu2.3) ...  
Selecting previously unselected package libctf-nobfd0:a  
md64.  
Preparing to unpack .../003-libctf-nobfd0_2.42-4ubuntu2  
.3_amd64.deb ...  
Unpacking libctf-nobfd0:amd64 (2.42-4ubuntu2.3) ...  
Progress: [ 1%] [.....]
```


Envision

Build Profile

SteamVR Quick Calibration

> De

Missing dependencies:

cmake, libeigen3-dev, g++, gcc, git, glslang-tools,
glslc, libbsd-dev, libdrm-dev, libgl1-mesa-dev,
libudev-dev, libx11-xcb-dev, libxcb-randr0-dev,
libxrandr-dev, mesa-common-dev, ninja-build,
libopenxr-dev, libsdl2-dev, libvulkan-dev,
libvulkan-dev, libwayland-dev, wayland-
protocols

You can install them with the following
command:

```
libwayland-dev wayland-protocols
```

ok

Lighthouse Driver - Envision Default

fosdem2025@fosdem2025: ~

```
Setting up libegl-dev:amd64 (1.7.0-1build1) ...
Setting up libxcursor-dev:amd64 (1:1.2.1-1build1) ...
Setting up libxxf86vm-dev:amd64 (1:1.1.4-1build4) ...
Setting up libxss-dev:amd64 (1:1.2.3-1build3) ...
Setting up libxv-dev:amd64 (2:1.0.11-1.1build1) ...
Setting up libxrandr-dev:amd64 (2:1.5.2-2build1) ...
Setting up libxcb-randr-dev:amd64 (1.15-1ubuntu2) ...
Setting up libxinerama-dev:amd64 (2:1.1.4-3build1) ...
Setting up mesa-common-dev:amd64 (24.3.4~kisak1~n) ...
Setting up libgles-dev:amd64 (1.7.0-1build1) ...
Setting up libsdl2-dev:amd64 (2.30.0+dfsg-1build3) ...
Setting up libglvnd-dev:amd64 (1.7.0-1build1) ...
Setting up libgl1-mesa-dev:amd64 (24.3.4~kisak1~n) ...
fosdem2025@fosdem2025:~$
```


Envision



Build Profile

SteamVR Quick Calibration

> Details

Calibrate

fosdem2025@fosdem2025: ~

```
Setting up libegl-dev:amd64 (1.7.0-1build1) ...
Setting up libxcursor-dev:amd64 (1:1.2.1-1build1) ...
Setting up libxxf86vm-dev:amd64 (1:1.1.4-1build4) ...
Setting up libxss-dev:amd64 (1:1.2.3-1build3) ...
Setting up libxv-dev:amd64 (2:1.0.11-1.1build1) ...
Setting up libxrandr-dev:amd64 (2:1.5.2-2build1) ...
Setting up libxcb-randr0-dev:amd64 (1.15-1ubuntu2) ...
Setting up libxinerama-dev:amd64 (2:1.1.4-3build1) ...
Setting up mesa-common-dev:amd64 (24.3.4~kisak1~n) ...
Setting up libgles-dev:amd64 (1.7.0-1build1) ...
Setting up libsdl2-dev:amd64 (2.30.0+dfsg-1build3) ...
Setting up libglvnd-dev:amd64 (1.7.0-1build1) ...
Setting up libgl1-mesa-dev:amd64 (24.3.4~kisak1~n) ...
fosdem2025@fosdem2025:~$
```

Lighthouse Driver - Envision Default

Envision



Build Profile

SteamVR Quick Calibration

> Details

Calibrate

Lighthouse Driver - Envision Default

fosdem2025@fosdem2025: ~

```
Setting up libegl-dev:amd64 (1.7.0-1build1) ...
Setting up libxcursor-dev:amd64 (1:1.2.1-1build1) ...
Setting up libxxf86vm-dev:amd64 (1:1.1.4-1build4) ...
Setting up libxss-dev:amd64 (1:1.2.3-1build3) ...
Setting up libxv-dev:amd64 (2:1.0.11-1.1build1) ...
Setting up libxrandr-dev:amd64 (2:1.5.2-2build1) ...
Setting up libxcb-randr0-dev:amd64 (1.15-1ubuntu2) ...
Setting up libxinerama-dev:amd64 (2:1.1.4-3build1) ...
Setting up mesa-common-dev:amd64 (24.3.4~kisak1~n) ...
Setting up libgles-dev:amd64 (1.7.0-1build1) ...
Setting up libsdl2-dev:amd64 (2.30.0+dfsg-1build3) ...
Setting up libglvnd-dev:amd64 (1.7.0-1build1) ...
Setting up libgl1-mesa-dev:amd64 (24.3.4~kisak1~n) ...
fosdem2025@fosdem2025:~$
```

Envision

Building Profile Lighthouse Driver - Envision Default

Build in progress...

Building Monado...

Cloning into '/home/fosdem2025/.local/share/envision/monado'.

..

warning: redirecting to https://gitlab.freedesktop.org/monado/monado.git/

Close

fosdem2025@fosdem2025: ~

```
Setting up libegl-dev:amd64 (1.7.0-1build1) ...
Setting up libxcursor-dev:amd64 (1:1.2.1-1build1) ...
Setting up libxxf86vm-dev:amd64 (1:1.1.4-1build4) ...
Setting up libxss-dev:amd64 (1:1.2.3-1build3) ...
Setting up libxv-dev:amd64 (2:1.0.11-1.1build1) ...
Setting up libxrandr-dev:amd64 (2:1.5.2-2build1) ...
Setting up libxcb-randr-dev:amd64 (1.15-1ubuntu2) ...
Setting up libxinerama-dev:amd64 (2:1.1.4-3build1) ...
Setting up mesa-common-dev:amd64 (24.3.4~kisak1~n) ...
Setting up libgles-dev:amd64 (1.7.0-1build1) ...
Setting up libsdl2-dev:amd64 (2.30.0+dfsg-1build3) ...
Setting up libglvnd-dev:amd64 (1.7.0-1build1) ...
Setting up libgl1-mesa-dev:amd64 (24.3.4~kisak1~n) ...
fosdem2025@fosdem2025:~$
```

Envision

Building Profile Lighthouse Driver - Envision Default

Build in progress...

```
[116/471] Building CXX object src/xrt/auxiliary/util/CMakeFiles/aux_util.dir/u_string_list.cpp.o
[117/471] Building C object src/xrt/auxiliary/vk/CMakeFiles/aux_vk.dir/vk_image_allocator.c.o
[118/471] Building C object src/xrt/drivers/CMakeFiles/drduino.dir/arduino/arduino_device.c.o
[119/471] Building C object src/xrt/auxiliary/vk/CMakeFiles/aux_vk.dir/vk_time.c.o
[120/471] Building C object src/xrt/drivers/CMakeFiles/drvsimulated.dir/simulated/simulated_prober.c.o
[121/471] Building C object src/xrt/drivers/CMakeFiles/drvtw.dir/twrap/twrap_slam.c.o
[122/471] Building C object src/xrt/drivers/CMakeFiles/drvidream.dir/daydream/daydream_prober.c.o
[123/471] Building C object src/xrt/drivers/CMakeFiles/drvsimulated.dir/simulated/simulated_controller.c.o
[124/471] Building C object src/xrt/drivers/CMakeFiles/drvsimulated.dir/simulated/simulated_hmd.c.o
[125/471] Building C object src/xrt/drivers/CMakeFiles/drvidream.dir/daydream/daydream_device.c.o
[126/471] Building C object src/xrt/drivers/CMakeFiles/drvtwrap.dir/twrap/twrap_slam.c.o
[127/471] Building C object src/xrt/drivers/CMakeFiles/drvidream.dir/daydream/daydream_device.c.o
[126/471] Building C object src/xrt/drivers/CMakeFiles/drvtwrap.dir/twrap/twrap_slam.c.o
[127/471] Building C object src/xrt/drivers/CMakeFiles/drvidream.dir/daydream/daydream_device.c.o
```

Close

fosdem2025@fosdem2025: ~

```
Setting up libegl-dev:amd64 (1.7.0-1build1) ...
Setting up libxcursor-dev:amd64 (1:1.2.1-1build1) ...
Setting up libxxf86vm-dev:amd64 (1:1.1.4-1build4) ...
Setting up libxss-dev:amd64 (1:1.2.3-1build3) ...
Setting up libxv-dev:amd64 (2:1.0.11-1.1build1) ...
Setting up libxrandr-dev:amd64 (2:1.5.2-2build1) ...
Setting up libxcb-randr-dev:amd64 (1.15-1ubuntu2) ...
Setting up libxinerama-dev:amd64 (2:1.1.4-3build1) ...
Setting up mesa-common-dev:amd64 (24.3.4~kisak1~n) ...
Setting up libgles-dev:amd64 (1.7.0-1build1) ...
Setting up libsdl2-dev:amd64 (2.30.0+dfsg-1build3) ...
Setting up libglvnd-dev:amd64 (1.7.0-1build1) ...
Setting up libgl1-mesa-dev:amd64 (24.3.4~kisak1~n) ...
fosdem2025@fosdem2025:~$
```


Envision

Building Profile Lighthouse Driver - Envision Default

Build failed: "Exit status 128"

```
s/lighthouse_default/share/steamvr-monado/resources/input/mnd
x_ball_on_a_stick_controller_profile.json
-- Installing: /home/fosdem2025/.local/share/envision/prefixe
s/lighthouse_default/share/steamvr-monado/resources/input/met
a_touch_controller_rift_cv1_profile.json
-- Installing: /home/fosdem2025/.local/share/envision/prefixe
s/lighthouse_default/share/steamvr-monado/resources/input/met
a_touch_plus_controller_profile.json
-- Installing: /home/fosdem2025/.local/share/envision/prefixe
s/lighthouse_default/share/steamvr-monado/resources/input/htc
_vive_controller_profile.json
-- Installing: /home/fosdem2025/.local/share/envision/prefixe
s/lighthouse_default/share/steamvr-monado/resources/input/mic
rosoft_hand_interaction_profile.json
-- Installing: /home/fosdem2025/.local/share/envision/prefixe
s/lighthouse_default/share/steamvr-monado/resources/driver.vr
resources
-- Installing: /home/fosdem2025/.local/share/envision/prefixe
s/lighthouse_default/share/steamvr-monado/driver.vrdrivermani
fest
Building OpenComposite...
Cloning into '/home/fosdem2025/.local/share/envision/opencomp
osite'...
fatal: unable to access 'https://gitlab.com/znixian/OpenOVR.g
it/': Could not resolve host: gitlab.com
```

Close

fosdem2025@fosdem2025: ~

```
Setting up libegl-dev:amd64 (1.7.0-1build1) ...
Setting up libxcursor-dev:amd64 (1:1.2.1-1build1) ...
Setting up libxxf86vm-dev:amd64 (1:1.1.4-1build4) ...
Setting up libxss-dev:amd64 (1:1.2.3-1build3) ...
Setting up libxv-dev:amd64 (2:1.0.11-1.1build1) ...
Setting up libxrandr-dev:amd64 (2:1.5.2-2build1) ...
Setting up libxcb-randr0-dev:amd64 (1.15-1ubuntu2) ...
Setting up libxinerama-dev:amd64 (2:1.1.4-3build1) ...
Setting up mesa-common-dev:amd64 (24.3.4~kisak1~n) ...
Setting up libgles-dev:amd64 (1.7.0-1build1) ...
Setting up libsdl2-dev:amd64 (2.30.0+dfsg-1build3) ...
Setting up libglvnd-dev:amd64 (1.7.0-1build1) ...
Setting up libgl1-mesa-dev:amd64 (24.3.4~kisak1~n) ...
fosdem2025@fosdem2025:~$
```


Envision



Build Profile

SteamVR Quick Calibration

> Details

Calibrate

fosdem2025@fosdem2025: ~

```
Setting up libegl-dev:amd64 (1.7.0-1build1) ...
Setting up libxcursor-dev:amd64 (1:1.2.1-1build1) ...
Setting up libxxf86vm-dev:amd64 (1:1.1.4-1build4) ...
Setting up libxss-dev:amd64 (1:1.2.3-1build3) ...
Setting up libxv-dev:amd64 (2:1.0.11-1.1build1) ...
Setting up libxrandr-dev:amd64 (2:1.5.2-2build1) ...
Setting up libxcb-randr0-dev:amd64 (1.15-1ubuntu2) ...
Setting up libxinerama-dev:amd64 (2:1.1.4-3build1) ...
Setting up mesa-common-dev:amd64 (24.3.4~kisak1~n) ...
Setting up libgles-dev:amd64 (1.7.0-1build1) ...
Setting up libsdl2-dev:amd64 (2.30.0+dfsg-1build3) ...
Setting up libglvnd-dev:amd64 (1.7.0-1build1) ...
Setting up libgl1-mesa-dev:amd64 (24.3.4~kisak1~n) ...
fosdem2025@fosdem2025:~$
```

Lighthouse Driver - Envision Default

Envision

Building Profile Lighthouse Driver - Envision Default

Build in progress...

Building Monado...



Close

fosdem2025@fosdem2025: ~

```
Setting up libegl-dev:amd64 (1.7.0-1build1) ...
Setting up libxcursor-dev:amd64 (1:1.2.1-1build1) ...
Setting up libxxf86vm-dev:amd64 (1:1.1.4-1build4) ...
Setting up libxss-dev:amd64 (1:1.2.3-1build3) ...
Setting up libxv-dev:amd64 (2:1.0.11-1.1build1) ...
Setting up libxrandr-dev:amd64 (2:1.5.2-2build1) ...
Setting up libxcb-randr-dev:amd64 (1.15-1ubuntu2) ...
Setting up libxinerama-dev:amd64 (2:1.1.4-3build1) ...
Setting up mesa-common-dev:amd64 (24.3.4~kisak1~n) ...
Setting up libgles-dev:amd64 (1.7.0-1build1) ...
Setting up libsdl2-dev:amd64 (2.30.0+dfsg-1build3) ...
Setting up libglvnd-dev:amd64 (1.7.0-1build1) ...
Setting up libgl1-mesa-dev:amd64 (24.3.4~kisak1~n) ...
fosdem2025@fosdem2025:~$
```

Envision

Building Profile Lighthouse Driver - Envision Default

Build done, you can close this window

```
[92/102] Building CXX object CMakeFiles/OCCore.dir/OpenOVR/Re
impl/CVRInput.cpp.o
[93/102] Building CXX object CMakeFiles/OCCore.dir/OpenOVR/Mi
sc/Input/InteractionProfile.cpp.o
[94/102] Building CXX object CMakeFiles/OCCore.dir/OpenOVR/Mi
sc/Input/OculusInteractionProfile.cpp.o
[95/102] Building CXX object CMakeFiles/OCCore.dir/OpenOVR/Re
impl/BaseRender.cpp.o
[96/102] Building CXX object CMakeFiles/OCCore.dir/OpenOVR/Re
impl/BaseSystem.cpp.o
[97/102] Building CXX object CMakeFiles/OCCore.dir/OpenOVR/Mi
sc/Input/Indirect.cpp.o
[98/102] Building CXX object CMakeFiles/OCCore.dir/OpenOVR/Re
impl/BaseOVR.cpp.o
[99/102] Building CXX object CMakeFiles/OCCore.dir/OpenOVR/Re
impl/BaseInput.cpp.o
[100/102] Building CXX object CMakeFiles/OCCore.dir/OpenOVR/Re
generated
/stubs.gen.cpp.o
[101/102] Linking CXX shared library bin/linux64/vrclient.so
[102/102] Linking CXX shared library bin/linux64/vrclient.so
/usr/bin/ld: warning: CMakeFiles/OCCore.dir/OpenOVR/Misc/resou
rces_linux.s.o: missing .note.GNU-stack section implies execu
table stack
/usr/bin/ld: NOTE: This behaviour is deprecated and will be r
emoved in a future version of the linker
[]
```

Set Capabilities

We need to set certain capabilities
(CAP_SYS_NICE=eip) on the OpenXR server
executable. This requires your superuser
password.

Do you want to continue?

No

Yes

Close

fosdem2025@fosdem2025: ~

```
Setting up libegl-dev:amd64 (1.7.0-1build1) ...
Setting up libxcursor-dev:amd64 (1:1.2.1-1build1) ...
Setting up libxxf86vm-dev:amd64 (1:1.1.4-1build4) ...
Setting up libxss-dev:amd64 (1:1.2.3-1build3) ...
Setting up libxv-dev:amd64 (2:1.0.11-1.1build1) ...
Setting up libxrandr-dev:amd64 (2:1.5.2-2build1) ...
Setting up libxcb-randr0-dev:amd64 (1.15-1ubuntu2) ...
Setting up libxinerama-dev:amd64 (2:1.1.4-3build1) ...
Setting up mesa-common-dev:amd64 (24.3.4~kisak1~n) ...
Setting up libgles-dev:amd64 (1.7.0-1build1) ...
Setting up libsdl2-dev:amd64 (2.30.0+dfsg-1build3) ...
Setting up libglvnd-dev:amd64 (1.7.0-1build1) ...
Setting up libgl1-mesa-dev:amd64 (24.3.4~kisak1~n) ...
fosdem2025@fosdem2025:~$ []
```


Envision

Building Profile Lighthouse Driver - Envision Default

Build done, you can close this window

```
[92/102] Building CXX object CMakeFiles/OCCore.dir/OpenOVR/Re
impl/CVRInput.cpp.o
[93/102] Building CXX object CMakeFiles/OCCore.dir/OpenOVR/Mi
sc/Input/InteractionProfile.cpp.o
[94/102] Building CXX object CMakeFiles/OCCore.dir/OpenOVR/Mi
sc/Input/OculusInteractionProfile.cpp.o
[95/102] Building CXX object CMakeFiles/OCCore.dir/OpenOVR/Re
impl/BaseRender.cpp.o
[96/102] Building CXX object CMakeFiles/OCCore.dir/OpenOVR/Re
impl/BaseSystem.cpp.o
[97/102] Building CXX object CMakeFiles/OCCore.dir/OpenOVR/Mi
sc/Input/Indirect.cpp.o
[98/102] Building CXX object CMakeFiles/OCCore.dir/OpenOVR/Re
impl/BaseOVR.cpp.o
[99/102] Building CXX object CMakeFiles/OCCore.dir/OpenOVR/Re
impl/BaseInput.cpp.o
[100/102] Building CXX object CMakeFiles/OCCore.dir/OpenOVR/Re
generated
/stubs.gen.cpp.o
[101/102] Linking CXX shared library bin/linux64/vrclient.so
[102/102] Linking CXX shared library bin/linux64/vrclient.so
/usr/bin/ld: warning: CMakeFiles/OCCore.dir/OpenOVR/Misc/resou
rces_linux.s.o: missing .note.GNU-stack section implies execu
table stack
/usr/bin/ld: NOTE: This behaviour is deprecated and will be r
emoved in a future version of the linker
[]
```

Set Capabilities

We need to set certain capabilities
(CAP_SYS_NICE=eip) on the OpenXR server
executable. This requires your superuser
password.

Do you want to continue?

No

Yes

Close

fosdem2025@fosdem2025: ~

```
Setting up libegl-dev:amd64 (1.7.0-1build1) ...
Setting up libxcursor-dev:amd64 (1:1.2.1-1build1) ...
Setting up libxxf86vm-dev:amd64 (1:1.1.4-1build4) ...
Setting up libxss-dev:amd64 (1:1.2.3-1build3) ...
Setting up libxv-dev:amd64 (2:1.0.11-1.1build1) ...
Setting up libxrandr-dev:amd64 (2:1.5.2-2build1) ...
Setting up libxcb-randr-dev:amd64 (1.15-1ubuntu2) ...
Setting up libxinerama-dev:amd64 (2:1.1.4-3build1) ...
Setting up mesa-common-dev:amd64 (24.3.4~kisak1~n) ...
Setting up libgles-dev:amd64 (1.7.0-1build1) ...
Setting up libsdl2-dev:amd64 (2.30.0+dfsg-1build3) ...
Setting up libglvnd-dev:amd64 (1.7.0-1build1) ...
Setting up libgl1-mesa-dev:amd64 (24.3.4~kisak1~n) ...
fosdem2025@fosdem2025:~$
```

Envision


Building Profile Lighthouse Driver - Envision Default

Build done, you can close this window

```
[92/102] Building CXX object CMakeFile
impl/CVRInput.cpp.o
[93/102] Building CXX object CMakeFile
sc/Input/InteractionProfile.cpp.o
[94/102] Building CXX object CMakeFile
sc/Input/OculusInteractionProfile.cpp.
[95/102] Building CXX object CMakeFile
impl/BaseRenderModels.cpp.o
[96/102] Building CXX object CMakeFile
impl/BaseSystem.cpp.o
[97/102] Building CXX object CMakeFile
sc/Input/IndexControllerInteractionPro
[98/102] Building CXX object CMakeFile
impl/BaseOverlay.cpp.o
[99/102] Building CXX object CMakeFile
impl/BaseInput.cpp.o
[100/102] Building CXX object CMakeFil
/stubs.gen.cpp.o
[101/102] Linking CXX static library l
[102/102] Linking CXX shared library b
/usr/bin/ld: warning: CMakeFiles/OCVR
rces_linux.s.o: missing .note.GNU-stac
table stack
/usr/bin/ld: NOTE: This behaviour is depre
removed in a future version of the linker
```

Authentication Required

Authentication is needed to run ``usr/sbin/setcap CAP_SYS_NICE=eip /hom... lighthouse_default/bin/monado-service'` as the super user



FOSDEM2025



Cancel

Authenticate

fosdem2025@fosdem2025: ~

```
gl-dev:amd64 (1.7.0-1build1) ...
cursor-dev:amd64 (1:1.2.1-1build1) ...
xf86vm-dev:amd64 (1:1.1.4-1build4) ...
ss-dev:amd64 (1:1.2.3-1build3) ...
v-dev:amd64 (2:1.0.11-1.1build1) ...
randr-dev:amd64 (2:1.5.2-2build1) ...
cb-randr0-dev:amd64 (1.15-1ubuntu2) ...
inerama-dev:amd64 (2:1.1.4-3build1) ...
-common-dev:amd64 (24.3.4~kisak1~n) ...
Setting up libgles-dev:amd64 (1.7.0-1build1) ...
Setting up libsdl2-dev:amd64 (2.30.0+dfsg-1build3) ...
Setting up libglvnd-dev:amd64 (1.7.0-1build1) ...
Setting up libgl1-mesa-dev:amd64 (24.3.4~kisak1~n) ...
fosdem2025@fosdem2025:~$
```

Close

Envision

Building Profile Lighthouse Driver - Envision Default


Build done, you can close this window

```
[92/102] Building CXX object CMakeFiles/OCCore.dir/OpenOVR/Re
impl/CVRInput.cpp.o
[93/102] Building CXX object CMakeFiles/OCCore.dir/OpenOVR/Mi
sc/Input/InteractionProfile.cpp.o
[94/102] Building CXX object CMakeFiles/OCCore.dir/OpenOVR/Mi
sc/Input/OculusInteractionProfile.cpp.o
[95/102] Building CXX object CMakeFiles/OCCore.dir/OpenOVR/Re
impl/BaseRenderModels.cpp.o
[96/102] Building CXX object CMakeFiles/OCCore.dir/OpenOVR/Re
impl/BaseSystem.cpp.o
[97/102] Building CXX object CMakeFiles/OCCore.dir/OpenOVR/Mi
sc/Input/IndexControllerInteractionProfile.cpp.o
[98/102] Building CXX object CMakeFiles/OCCore.dir/OpenOVR/Re
impl/BaseOverlay.cpp.o
[99/102] Building CXX object CMakeFiles/OCCore.dir/OpenOVR/Re
impl/BaseInput.cpp.o
[100/102] Building CXX object CMakeFiles/OCCore.dir/generated
/stubs.gen.cpp.o
[101/102] Linking CXX static library libOCCore.a
[102/102] Linking CXX shared library bin/linux64/vrclient.so
/usr/bin/ld: warning: CMakeFiles/OCCore.dir/OpenOVR/Misc/resou
rces_linux.s.o: missing .note.GNU-stack section implies execu
table stack
/usr/bin/ld: NOTE: This behaviour is deprecated and will be r
emoved in a future version of the linker
□
```

Close

fosdem2025@fosdem2025: ~

```
Setting up libegl-dev:amd64 (1.7.0-1build1) ...
Setting up libxcursor-dev:amd64 (1:1.2.1-1build1) ...
Setting up libxxf86vm-dev:amd64 (1:1.1.4-1build4) ...
Setting up libxss-dev:amd64 (1:1.2.3-1build3) ...
Setting up libxv-dev:amd64 (2:1.0.11-1.1build1) ...
Setting up libxrandr-dev:amd64 (2:1.5.2-2build1) ...
Setting up libxcb-randr-dev:amd64 (1.15-1ubuntu2) ...
Setting up libxinerama-dev:amd64 (2:1.1.4-3build1) ...
Setting up mesa-common-dev:amd64 (24.3.4~kisak1~n) ...
Setting up libgles-dev:amd64 (1.7.0-1build1) ...
Setting up libsdl2-dev:amd64 (2.30.0+dfsg-1build3) ...
Setting up libglvnd-dev:amd64 (1.7.0-1build1) ...
Setting up libgl1-mesa-dev:amd64 (24.3.4~kisak1~n) ...
fosdem2025@fosdem2025:~$ □
```



Envision



Start

SteamVR Quick Calibration


> Details

Calibrate

Lighthouse Driver - Envision Default

fosdem2025@fosdem2025: ~

```
Setting up libegl-dev:amd64 (1.7.0-1build1) ...
Setting up libxcursor-dev:amd64 (1:1.2.1-1build1) ...
Setting up libxxf86vm-dev:amd64 (1:1.1.4-1build4) ...
Setting up libxss-dev:amd64 (1:1.2.3-1build3) ...
Setting up libxv-dev:amd64 (2:1.0.11-1.1build1) ...
Setting up libxrandr-dev:amd64 (2:1.5.2-2build1) ...
Setting up libxcb-randr-dev:amd64 (1.15-1ubuntu2) ...
Setting up libxinerama-dev:amd64 (2:1.1.4-3build1) ...
Setting up mesa-common-dev:amd64 (24.3.4~kisak1~n) ...
Setting up libgles-dev:amd64 (1.7.0-1build1) ...
Setting up libsdl2-dev:amd64 (2.30.0+dfsg-1build3) ...
Setting up libglvnd-dev:amd64 (1.7.0-1build1) ...
Setting up libgl1-mesa-dev:amd64 (24.3.4~kisak1~n) ...
fosdem2025@fosdem2025:~$
```



Envision



Stop



Service ready, you can launch XR apps

SteamVR Quick Calibration

> Details

Calibrate

Lighthouse Driver - Envision Default


fosdem2025@fosdem2025: ~

```
Setting up libegl-dev:amd64 (1.7.0-1build1) ...
Setting up libxcursor-dev:amd64 (1:1.2.1-1build1) ...
Setting up libxxf86vm-dev:amd64 (1:1.1.4-1build4) ...
Setting up libxss-dev:amd64 (1:1.2.3-1build3) ...
Setting up libxv-dev:amd64 (2:1.0.11-1.1build1) ...
Setting up libxrandr-dev:amd64 (2:1.5.2-2build1) ...
Setting up libxcb-randr-dev:amd64 (1.15-1ubuntu2) ...
Setting up libxinerama-dev:amd64 (2:1.1.4-3build1) ...
Setting up mesa-common-dev:amd64 (24.3.4~kisak1~n) ...
Setting up libgles-dev:amd64 (1.7.0-1build1) ...
Setting up libsdl2-dev:amd64 (2.30.0+dfsg-1build3) ...
Setting up libglvnd-dev:amd64 (1.7.0-1build1) ...
Setting up libgl1-mesa-dev:amd64 (24.3.4~kisak1~n) ...
fosdem2025@fosdem2025:~$
```

▼ Monado

- Exit
- Main Timing
- running
- Show advanced UI





▼ Monado

- Exit
- Main Timing
- running
- Show advanced UI



Q Type to search



Clocks



Videos



Calculator



Docume...



Settings



System ...



Terminal



Utilities



Additional Drivers



Calendar



Camera



CoreCtrl



Firmwar...



Flameshot



Image V...



ImageM...



Languag...



LibreO...



LibreO...



LibreO...



LibreO...



LibreO...



Power S...



Proton ...

Q Type to search



Remmina



Resonite



Shotwell



Shutter



Softwar...



Softwar...



Startup ...



Startup ...



Steam



Synaptic...



TeXInfo



Text Edi...



Transmi...



URI-VRM...




vrmonitor




▼ Monado

- Exit
- Main Timing
- running
- Show advanced UI




Loading user data...




KawaneRio

- 🎧
- 📄
- 🍷
- ?
- ⚙️
- 📊
- 📝
- SSD
- ⚙️
- 🌐
- 🔄

- Home
- Collections
- Downloads





Home

All

Search

FAVORITES (14)

- ChilloutVR
 - Elin
 - Frog Fractions: Game of the Decad
 - GUILTY GEAR -STRIVE-
 - Monster Girls and the Mysterious A
 - OVR Advanced Settings
 - Resonite
 - SteamVR [beta]
 - Steno Arcade
 - Undertale
 - VirtualCast
 - VRChat**
 - VTube Studio
 - XSOverlay
- ROGUELIKE (2)
- Elin



PLAY

LAST PLAYED Today

PLAY TIME 4,012.5 hours



Store Page Community Hub Discussions Guides Support

You've played for 4012 hours
Would you recommend this game to other players?
Yes No Maybe Later

ACTIVITY

FRIENDS WHO PLAY

Add a Game

Manage Downloads

Friends & Chat



- Home
- All
- FAVORITES (14)
 - ChilloutVR
 - Elin
 - Frog Fractions: Game of the Decade
 - GUILTY GEAR -STRIVE-
 - Monster Girls and the Mysterious A
 - OVR Advanced Settings
 - Resonite
 - SteamVR [beta]
 - Steno Arcade
 - Undertale
 - VirtualCast
 - VRChat - Launching**
 - VTube Studio
 - XSOverlay
- ROGUELIKE (2)
 - Elin

VRChat

SELECT LAUNCH OPTION (2)

- Launch VRChat in Steam VR Mode
- Launch in Desktop (Non-VR) Mode

Always use this option

You can view launch options and edit your selection from the gear icon on this app's Library page.

Play Cancel


Would you recommend this game to other players?

Support

Maybe Later

ACTIVITY

FRIENDS WHO PLAY



Home

All

Search icon


FAVORITES (14)

- ChilloutVR
- Elin
- Frog Fractions: Game of the Decadi
- GUILTY GEAR -STRIVE-
- Monster Girls and the Mysterious A
- OVR Advanced Settings
- Resonite
- SteamVR [beta]
- Steno Arcade
- Undertale
- VirtualCast
- VRChat - Launching**
- VTube Studio
- XSOverlay

ROGUELIKE (2)

Elin

+ Add a Game



X CANCEL

LAUNCHING

LAST PLAYED Today

PLAY TIME 4,012.5 hours



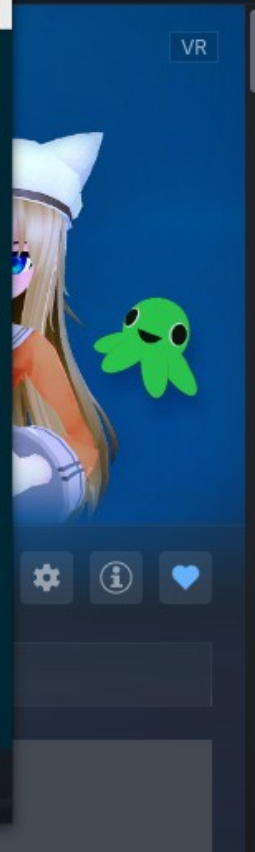

[Store Page](#)
[Community Hub](#)
[Discussions](#)
[Guides](#)
[Support](#)

You've played for 4012 hours
 Would you recommend this game to other players?

ACTIVITY

FRIENDS WHO PLAY

VRChat



Access Steam features from the overlay while playing

- Home
- All
- FAVORITES (14)
 - ChilloutVR
 - Elin
 - Frog Fractions: G
 - GUILTY GEAR -ST
 - Monster Girls and
 - OVR Advanced S
 - Resonite
 - SteamVR [beta]
 - Steno Arcade
 - Undertale
 - VirtualCast
 - VRChat - Running**
 - VTube Studio
 - XSOOverlay
- ROGUELIKE (2)
 - Flin
- Add a Game

ACTIVITY

FRIENDS WHO PLAY

Home

All



FAVORITES (14)

- ChilloutVR
- Elin
- Frog Fractions: G
- GUILTY GEAR -ST
- Monster Girls and
- OVR Advanced S
- Resonite
- SteamVR [beta]
- Steno Arcade
- Undertale
- VirtualCast
- VRChat - Running**
- VTube Studio
- XSOverlay

ROGUELIKE (2)

Elin

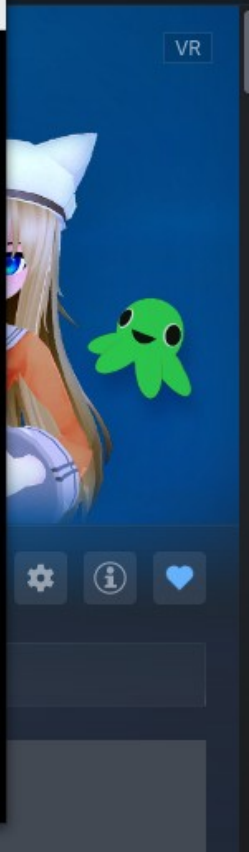
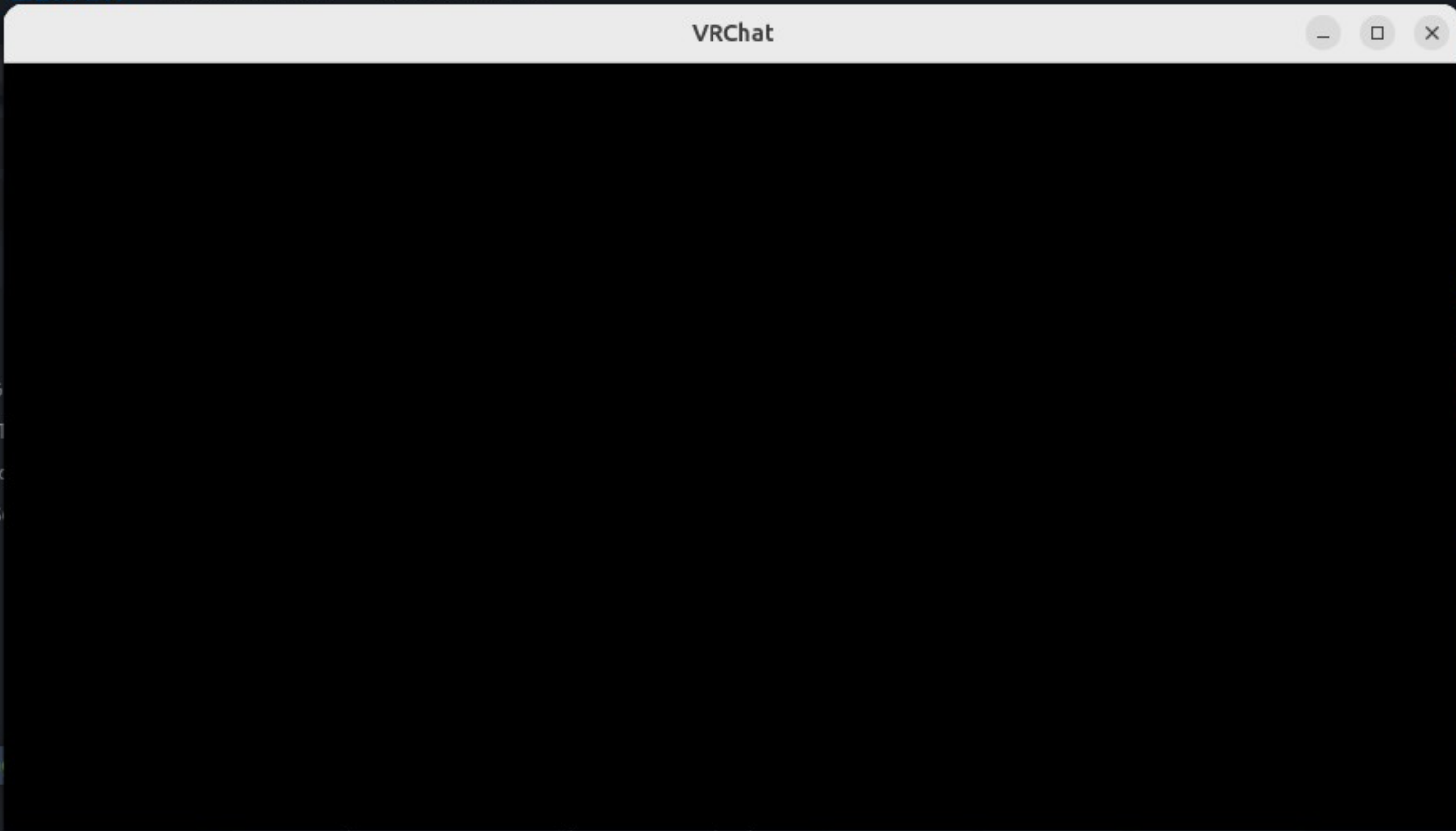
+ Add a Game

ACTIVITY

FRIENDS WHO PLAY

Manage Downloads

Friends & Chat



Home

All



FAVORITES (14)

- ChilloutVR
- Elin
- Frog Fractions: G
- GUILTY GEAR - ST
- Monster Girls and
- OVR Advanced S
- Resonite
- SteamVR [beta]
- Steno Arcade
- Undertale
- VirtualCast
- VRChat - Running**
- VTube Studio
- XSOverlay

ROGUELIKE (2)

Flin

+ Add a Game

ACTIVITY

FRIENDS WHO PLAY

Manage Downloads

Friends & Chat



VRChat interface sidebar:

- VR button
- Avatar: A female character with blonde hair and a white hat.
- Green alien-like creature.
- Settings gear icon
- Information 'i' icon
- Heart icon
- Input field
- Chat area

Home

All



FAVORITES (14)

- ChilloutVR
- Elin
- Frog Fractions: G
- GUILTY GEAR -ST
- Monster Girls and
- OVR Advanced S
- Resonite
- SteamVR [beta]
- Steno Arcade
- Undertale
- VirtualCast
- VRChat - Running**
- VTube Studio
- XSOverlay

ROGUELIKE (2)

- Elin

+ Add a Game

ACTIVITY

FRIENDS WHO PLAY

Manage Downloads

Friends & Chat



VRChat interface sidebar:

- VR icon
- Avatar of a character with a white hat and orange outfit
- Green octopus-like avatar
- Settings gear icon
- Info 'i' icon
- Heart icon
- Input field

Home

All



FAVORITES (14)

- ChilloutVR
- Elin
- Frog Fractions: G
- GUILTY GEAR -ST
- Monster Girls and
- OVR Advanced S
- Resonite
- SteamVR [beta]
- Steno Arcade
- Undertale
- VirtualCast
- VRChat - Running**
- VTube Studio
- XSOverlay

ROGUELIKE (2)

Elin

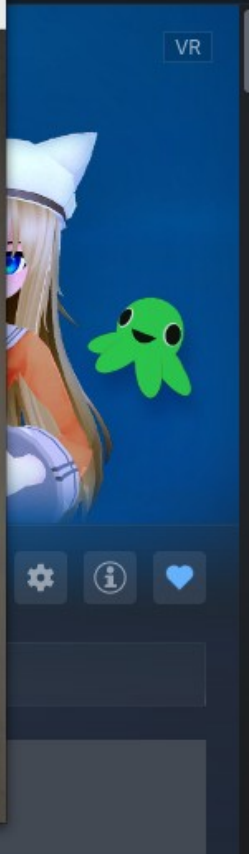
+ Add a Game

ACTIVITY

FRIENDS WHO PLAY

Manage Downloads

Friends & Chat



Home

All



FAVORITES (14)

- ChilloutVR
- Elin
- Frog Fractions: G
- GUILTY GEAR -ST
- Monster Girls and
- OVR Advanced S
- Resonite
- SteamVR [beta]
- Steno Arcade
- Undertale
- VirtualCast
- VRChat - Running**
- VTube Studio
- XSOverlay

ROGUELIKE (2)

Flin


Add a Game

ACTIVITY

FRIENDS WHO PLAY

Manage Downloads

Friends & Chat






▼ Monado

Exit

Main Timing

running

Show advanced UI






▼ Monado

Exit

Main Timing

running

Show advanced UI



Beginner's Guide on How to Join Events in VR from Ubuntu

1. UPDATE YOUR SYSTEM

-Log-in as Xorg from bottom-right corner of the login screen

2. Install Graphic Drivers

Steam-VR will NOT WORK on GNOME-Wayland!

3. Upgrade All Drivers

4. Install Steam

*- installer !!
Do NOT Install Steam Snap NOR Steam-Flatpak*

5. Install Proton-GE

6. Install Envision

7. Install Wlx-Overlay-S

SANDBOX APPS WILL NOT WORK WITH STEAM-VR !!

8. Start Envision, then Wlx-Overlay-S, and then your OpenXR App/Game

AMD GPU

→ `ppa:kisak/kisak-mesa`
& Install CoreCtrl

NVIDIA GPU

→ `ppa:graphics-drivers/ppa`

i. Enable Steam Play

ii. Set Default to Proton-Experimental

iii. Set Interface to Steam Beta

In This Lightning Talk...

0. What is Linux?

1. What is VR?

2. What is SteamVR?

3. What is Proton?

NOW HERE



5. What is Monado?

6. What is Envision?

7. What is WiVRn?

8. What is Wlx-Overlay-S?


**4+i. Beginner's Guide on How to Join Events in VR
from Ubuntu using Envision and Monado**

9. Where can I learn more about VR on Linux?

What is Wlx-Overlay-S?

- ▶ Open Source Lightweight VR Desktop Overlay
- ▶ Functionality similar to OVRAS and XSOOverlay, but for Monado!
- ▶ Customizable Skybox (Home Environment for Monado)
- ▶ Customizable Virtual Wristwatch
- ▶ Customizable Virtual Keyboard
- ▶ Playspace Mover





New Tab

https://lvra.gitlab.io/docs/fossvr/wlxoverlay-s/

WlxOverlay-S

Firefox Suggest

WlxOverlay-S | Linux VR Adventures Wiki — lvra.gitlab.io/docs/fossvr/wlxoverlay-s/

Release WlxOverlay-S v0.6 · galister/wlx-overlay-s · GitHub — github.com/galister/wlx-overlay-s/releases/tag/v

github.com — github.com/galister/wlx-overlay-s/releases/download/v0.6/WlxOverlay-S-v0.6-x86_64.AppImage

This time, search with:

Search with Google or enter address



Amazon
Sponsored



Expedia
Sponsored



Hotels.com
Sponsored



lvra



davidotek



overte



discord



gitlab

Envision | Linux VR Adven x

← → ↻ <https://lvra.gitlab.io/docs/fossvr/envision/>

Blocking Ads in VRChat

Video Players

VRCX

Face & Eye Tracking

Unity

FOSS VR

Envision

WMR Controller Tracking on Arch

Monado

Motoc

WiVRn

WlxOverlay-S

Stardust XR

Valve Index Camera Passthrough

DEMoCap - Drag[en]gine Motion Capture

LÖVR

LÖVR Playspace

OpenComposite

xrBinder

Getting started

Upon launching Envision, you will need to select a profile on the bottom of the left side bar.

Profiles that are available by default:

- Lighthouse driver: Proprietary SteamVR Lighthouse driver with top tracking quality. Recommended for Lighthouse HMDs.
- OpenHMD: Recommended for Oculus CV1 HMDs.
- Simulated headset: Dummy driver for testing on a flat screen.
- Survive: FOSS Lighthouse driver implementation. Lower track quality and less robust than SteamVR proprietary.
- WMR: Use with any SLAM based HMD or Windows Mixed Reality headsets. Includes Rift S support.
- WiVRn: Robust wireless streaming solution for all Android based standalone HMDs.

Monado does not have a launcher app, and so after connecting your headset, you will likely see a solid color. This means you can now start your VR title.


You may want to launch [WlxOverlay-S](#) first and use it to access your desktop and other VR titles. You can even start it automatically alongside the Monado/WiVRn session, by enabling it in the [Plugins](#) menu.

Plugin system

The plugin system for Envision allows you to launch anything (usually OpenXR overlays) alongside the Monado/WiVRn session.

Open the Plugins window by clicking the kebab menu (three dots) at the top of the Envision window, and clicking "Plugins". Here, you can install overlays like [WlxOverlay-S](#) or [Stardust XR](#) (or a custom plugin – see below). After installing plugins and toggling on, once you start a profile, the enabled plugins will start alongside it.

<https://lvra.gitlab.io/docs/fossvr/wlxoverlay-s/>



Blocking Ads in VRChat

Video Players

VRCX

Face & Eye Tracking

Unity

FOSS VR

Envision

WMR Controller Tracking on Arch

Monado

Motoc

WiVRn

[WlxOverlay-S](#)

Stardust XR

Valve Index Camera Passthrough

DEMoCap - Drag[en]gine Motion Capture

LÖVR

LÖVR Playspace

OpenComposite

xrBinder

SteamVR

WlxOverlay-S

- [WlxOverlay-S GitHub repository](#)

WlxOverlay-S is a tool that lets users interact with their X11 or Wayland desktop from inside VR.

It supports a vast variety of desktop environments, and comes with a fully customizable keyboard and watch.

WlxOverlay-S also includes a playspace mover and can act like your home environment (void) when launched as the first app in Monado/WiVRn.

Please take a look at the [GitHub Readme](#) for a comprehensive guide.

WayVR

WayVR acts as a bridge between Wayland applications and WlxOverlay-S panels, allowing you to display your applications within a VR environment. Internally, WayVR utilizes Smithay to run a Wayland compositor.


Read more about setup/usage in the [WayVR README](#).

Support

Reach out in the `wlxoverlay` room in Discord or Matrix.

📅 Dec 10, 2024

[Edit this page](#)



Blocking Ads in VRChat

Video Players

VRCX

Face & Eye Tracking

Unity

FOSS VR

Envision

WMR Controller Tracking on Arch

Monado

Motoc

WiVRn

[WlxOverlay-S](#)

Stardust XR

Valve Index Camera Passthrough

DEMoCap - Drag[en]gine Motion Capture

LÖVR

LÖVR Playspace

OpenComposite

xrBinder

WlxOverlay-S

- [WlxOverlay-S GitHub repository](#)

WlxOverlay-S is a tool that lets users interact with their X11 or Wayland desktop from inside VR.

It supports a vast variety of desktop environments, and comes with a fully customizable keyboard and watch.

WlxOverlay-S also includes a playspace mover and can act like your home environment (void) when launched as the first app in Monado/WiVRn.

Please take a look at the [GitHub Readme](#) for a comprehensive guide.

WayVR

WayVR acts as a bridge between Wayland applications and WlxOverlay-S panels, allowing you to display your applications within a VR environment. Internally, WayVR utilizes Smithay to run a Wayland compositor.

Read more about setup/usage in the [WayVR README](#).

Support

Reach out in the `wlxoverlay` room in Discord or Matrix.


[Product](#)
[Solutions](#)
[Resources](#)
[Open Source](#)
[Enterprise](#)
[Pricing](#)

[Sign in](#)
[Sign up](#)
 **galister / wlx-overlay-s** Public
 Notifications

 Fork 29



 Star 246

[Code](#)
[Issues 24](#)
[Pull requests 1](#)
[Actions](#)
[Projects](#)
[Wiki](#)
[Security](#)
[Insights](#)
 main

 5 Branches

 20 Tags

[Code](#)
About
 **olekolek1000** Merge pull request #145 from olekolek1000/wayvr_...  52298cc · 2 days ago  447 Commits

 .github/workflows	build appimage on staging	2 months ago
 contrib	move timezones out of watch.yaml + sane defaults	2 months ago
 src	WayVR: Haptics support, fix warnings, EGL fix, disp...	2 days ago
 .gitignore	nothing works	2 years ago
 Cargo.lock	WayVR: Haptics support, fix warnings, EGL fix, disp...	2 days ago
 Cargo.toml	WayVR: Haptics support, fix warnings, EGL fix, disp...	2 days ago
 LICENSE	initial commit	2 years ago

Access your Wayland/X11 desktop from Monado/WiVRn/SteamVR. Now with Vulkan!

[linux](#)
[openvr](#)
[x11](#)
[steamvr](#)
[wayland](#)
[vr-overlay](#)
[openvr-overlay](#)
[openxr](#)
[steamvr-overlay](#)
[openxr-overlay](#)

 [Readme](#)
 [GPL-3.0 license](#)
 [Activity](#)
 **246 stars**
 **6 watching**
 **29 forks**

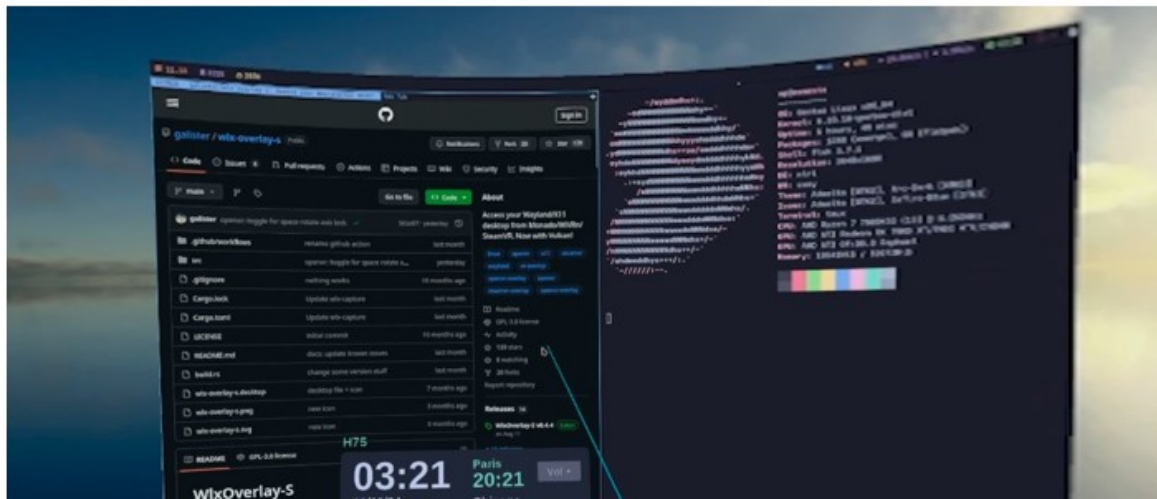
[README](#)
 GPL-3.0 license

WlxOverlay-S

A lightweight OpenXR/OpenVR overlay for Wayland and X11 desktops, inspired by XSOverlay.

WlxOverlay-S lets you to access your desktop screens while in VR.


In comparison to similar overlays, WlxOverlay-S aims to run alongside VR games and experiences while having as little performance impact as possible. The UI appearance and rendering techniques are kept as simple and efficient as possible, while still allowing a high degree of customizability.



Packages

No packages published

Contributors 21



[+ 7 contributors](#)

Languages

● Rust 100.0%

README GPL-3.0 license

We are available on either:

- Discord: <https://discord.gg/gHwj2vwSWV>
- Matrix Space: `#linux-vr-adventures:matrix.org`

Questions/issues specific to WlxOverlay-S will be handled in the `wlxoverlay` chat room.

Setup

General Setup

1. Grab the latest AppImage from [Releases](#)
2. `chmod +x WlxOverlay-S-*.AppImage`
3. Start Monado, WiVRn or SteamVR.
4. Run the overlay

Note: If you are using Monado or WiVRn, no additional setup steps are required for Flatpak Steam compatibility—most people use WlxOverlay-S seamlessly with Monado/WiVRn.

SteamVR via Steam Flatpak

For users specifically running **SteamVR via Steam Flatpak**, follow these steps:

Release WlxOverlay-S v0.6

https://github.com/galister/wlx-overlay-s/releases/tag/v0.6

Product Solutions Resources Open Source Enterprise Pricing

galister / wlx-overlay-s Public

Notifications Fork 29 Star 246

Code Issues 24 Pull requests 1 Actions Projects Wiki Security Insights

Releases / v0.6

WlxOverlay-S v0.6 Latest

Compare

galister released this Sep 27, 2024 v0.6 85aa0fb

What's new:

- fixed crash on some desktops when using DMA-buf capture for extended periods
- mouse is no longer releases when the pointer momentarily leaves the screen
- dbus notifications for screen selection instructions
- added VirtualKey action for custom UI modular elements
- release modifier keys when the keyboard is hidden

What's new:

- fixed crash on some desktops when using DMA-buf capture for extended periods
- mouse is no longer releases when the pointer momentarily leaves the screen
- dbus notifications for screen selection instructions
- added VirtualKey action for custom UI modular elements
- release modifier keys when the keyboard is hidden

▼ Assets 3

WlxOverlay-S-v0.6-x86_64.AppImage	13.7 MB	Sep 27, 2024
Source code (zip)		Sep 27, 2024
Source code (tar.gz)		Sep 27, 2024

2 2 people reacted

What's new:

- fixed crash on some desktops when using DMA-buf capture for
- mouse is no longer releases when the pointer momentarily leaves the screen
- dbus notifications for screen selection instructions
- added VirtualKey action for custom UI modular elements
- release modifier keys when the keyboard is hidden

▼ Assets 3

WlxOverlay-S-v0.6-x86_64.AppImage	13.7 MB	Sep 27, 2024
Source code (zip)		Sep 27, 2024
Source code (tar.gz)		Sep 27, 2024

2 2 people reacted



WlxOverlay-S-v0.6-x86_64.AppImage

Completed — 13.7 MB

[Show all downloads](#)



What's new:


- fixed crash on some desktops when using DMA-buf capture for
- mouse is no longer releases when the pointer momentarily leaves the screen
- dbus notifications for screen selection instructions
- added VirtualKey action for custom UI modular elements
- release modifier keys when the keyboard is hidden

WlxOverlay-S-v0.6-x86_64.AppImage
 Show in Folder
 Show all downloads

Assets 3

WlxOverlay-S-v0.6-x86_64.AppImage	13.7 MB	Sep 27, 2024
Source code (zip)		Sep 27, 2024
Source code (tar.gz)		Sep 27, 2024

2 people reacted



Files

Home / Downloads

- Recent
- Starred
- Home
- Desktop
- Documents
- Downloads
- Music
- Pictures
- Videos
- Trash
- Other Locations

artifacts

WlxOverlay-S-v0.6-x86_... mi

artifacts.zip

Overte-2024 .11.1- .image

ProtonUp-Qt-2.11.1-x86_... mage

- Run Return
- Open With...
- Cut Ctrl+X
- Copy Ctrl+C
- Move to...
- Copy to...
- Rename... F2
- Compress...
- Email...
- Move to Trash Delete
- Properties Alt+Return


"WlxOverlay-S-v0.6-x86_64.AppImage" selected (14.4 MB)

Browser window content

Sep 27, 2024


Sep 27, 2024

Sep 27, 2024



Files sidebar navigation:

- Recent
- Starred
- Home
- Desktop
- Documents
- Downloads
- Music
- Pictures
- Videos
- Trash
- + Other Locations



WlxOverlay-S-v0.6-x86_64.AppImage

AppImage application bundle
14.4 MB

Parent Folder
</home/fosdem2025/Downloads/>


Accessed
23 January 2025 21:59:40

Modified
23 January 2025 21:59:41

Created
23 January 2025 21:59:40

Permissions Read and Write >


Executable as Program



ptonUp-
e-2.11.1-
... mage

Sep 27, 2024
Sep 27, 2024
Sep 27, 2024


"AppImage" selected (14.4 MB)



Release WlxOverlay-S v0.6-x86_64

Files

- Recent
- Starred
- Home
- Desktop
- Documents
- Downloads
- Music
- Pictures
- Videos
- Trash
- + Other Locations



WlxOverlay-S-v0.6-x86_64.AppImage

AppImage application bundle
14.4 MB

Parent Folder 📁

/home/fosdem2025/Downloads/

Accessed

23 January 2025 21:59:40

Modified


23 January 2025 21:59:41

Created

23 January 2025 21:59:40

Permissions Read and Write >


Executable as Program



ptonUp-
-2.11.1-
... mage

Sep 27, 2024
Sep 27, 2024
Sep 27, 2024

AppImage" selected (14.4 MB)



Files

- Recent
- Starred
- Home
- Desktop
- Documents
- Downloads
- Music
- Pictures
- Videos
- Trash
- Other Locations

Home / Downloads

- artifacts
- WlxOverlay-S-v0.6-x86_... mage
- artifacts.zip
- Overte-2024 .11.1-x86_... mage
- ProtonUp-Qt-2.11.1-x86_... mage

"WlxOverlay-S-v0.6-x86_64.AppImage" selected (14.4 MB)

Download progress bar

Sep 27, 2024

Sep 27, 2024

Sep 27, 2024

Beginner's Guide on How to Join Events in VR from Ubuntu

1. UPDATE YOUR SYSTEM

-Log-in as Xorg from bottom-right corner of the login screen

2. Install Graphic Drivers

Steam-VK will NOT WORK on GNOME-Wayland!

3. Upgrade All Drivers

4. Install Steam

*- installer !!
Do NOT Install Steam-Snap NOR Steam-Flatpak*

5. Install Proton-GE

6. Install Envision

7. Install Wlx-Overlay-S

SANDBOX APPS WILL NOT WORK WITH STEAM-VR !!

8. Start Envision, then Wlx-Overlay-S, and then your OpenXR App/Game

AMD GPU

→ `ppa:kisak/kisak-mesa`
& Install CoreCtrl


NVIDIA GPU

→ `ppa:graphics-drivers/ppa`

i. Enable Steam Play






ii. Set Default to Proton-Experimental

iii. Set Interface to Steam Beta



Files | Home / Pictures / Screenshots

Files | Home / Downloads

 artifacts	 WlxOverlay-S-v0.6-x86_... mage	 artifacts.zip	 Overte-2024 .11.1-x86_... mage	 ProtonUp-Qt-2.11.1-x86_... mage
--	---	--	---	--


Recent
Starred
Home
Desktop
Documents
Downloads
Music
Pictures
Videos
Trash
+ Other Locations

"artifacts" selected (containing 1 item)

Screenshot from 2025-01-23 22:00

Download icons: checkmark, download, share, menu

AUR package is [wlx-overlay-s-git](#).





Files | Home / Pictures / Screenshots

Files | Home / Downloads / artifacts

Recent
Starred
Home
Desktop
Documents
Downloads
Music
Pictures
Videos
Trash
+ Other Locations

Envision-x86_64.AppImage

"Envision-x86_64.AppImage" selected (47.2 MB)

Screenshot from 2025-01-23 22:00



AUR package is [wlx-overlay-s-git](#).



Envision [Menu] [Minimize] [Maximize] [Close]

Start

SteamVR Quick Calibration

> Details

Calibrate

Duplicate of Lighthouse Driver - Envisio... [Dropdown] [Menu]

- Downloads
- Music
- Pictures
- Videos
- Trash
- + Other Locations

Home / Pictures / Screenshots

Downloads / artifacts

Screenshot from 2025-01-23 22:00

[Download] [Share] [Menu]


[Dropdown] [Minimize] [Maximize] [Close]

[Download] [Share] [Menu]

"Envision-x86_64.AppImage" selected (47.2 MB)

AUR package is [wlx-overlay-s-git](#).





▼ Monado

- Exit
- Main Timing
- running
- Show advanced UI



WlxOverlay-S Just now
Select ALL screens on the screencast pop-up!

Cancel

An app wants to share your screen. Choose what you'd like to share.

Remember this selection

Mitsubishi Electric Cor...

ViewSonic Corporation 24"

UGD 12"

hUp- 1.1- image



+ Other Locations

"WlxOverlay-S-v0.6-x86_64.AppImage" selected (14.4 MB)

Cancel

Share Screen

Share

An app wants to share your screen. Choose what you'd like to share.

Remember this selection

Mitsubishi
Electric Cor...

ViewSonic Corporation
24"

UGD 12"

Window control buttons: menu, dropdown, minimize, maximize, close

nUp-
11.1-
image

+ Other Locations

"WlxOverlay-S-v0.6-x86_64.AppImage" selected (14.4 MB)



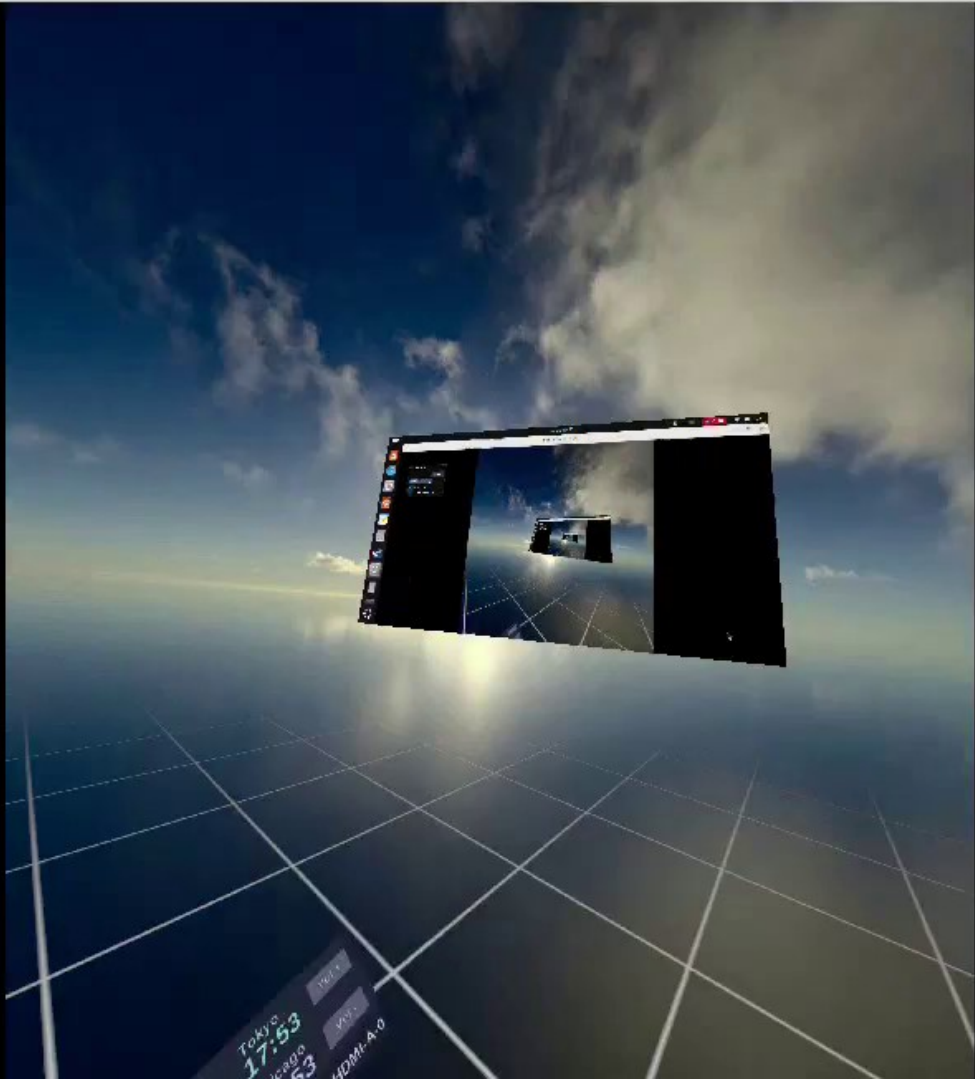
▼ Monado

Exit

Main Timing

running

Show advanced UI




Tokyo: 17:53

Chicago: 17:53

17:53

ADMI-A.0

Welcome!



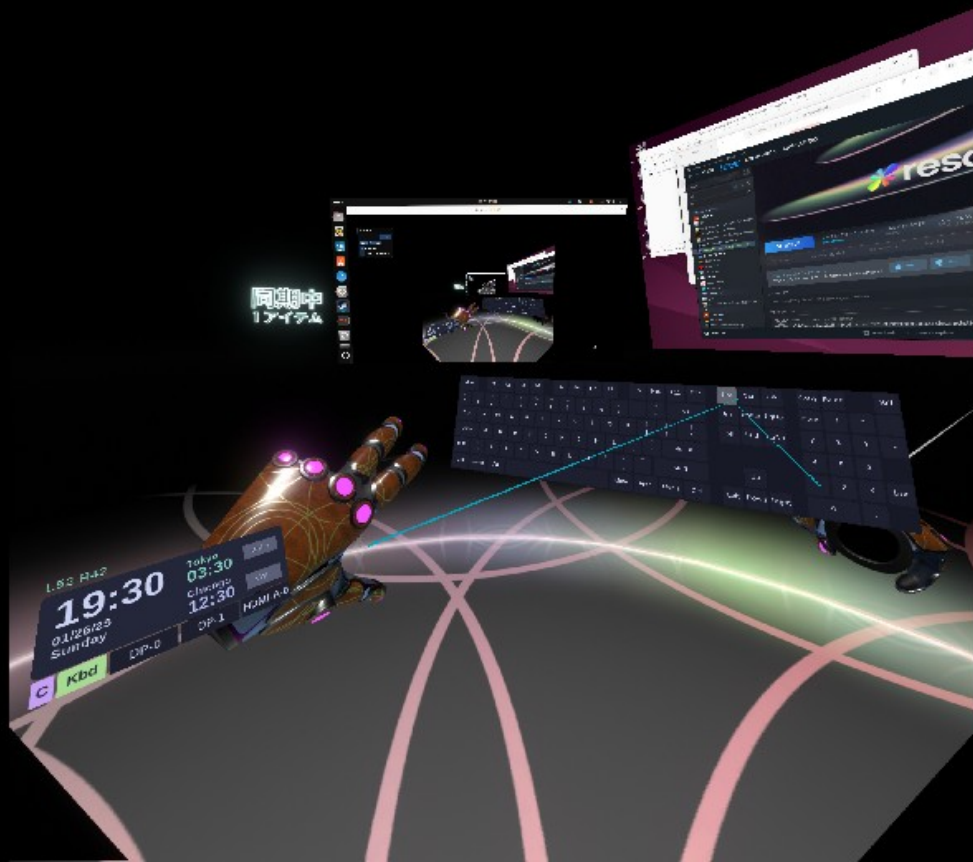
Dive into a brand new digital universe with infinite possibilities. Whether you come to socialize and hang out with people around the world or to build, create and do anything from beautiful art, interactive avatars and gadgets, to complex interactive worlds and games, Resonite is an endlessly customizable place where you'll be and where you'll find a group to resonate with.

Before you start exploring, we'll first guide you through setting up some essentials to ensure a smooth experience. When you're ready, click the button below

Let's begin!

▼ Monado

- Exit
- Main Timing
- running
- Show advanced UI



▼ Monado

Exit

Main Timing

running

Show advanced UI



Vertical sidebar of system icons: File manager, Application, Help, Settings, Steam, Ethernet, Network, USB, Refresh

▼ Monado

Exit

Main Timing

running

Show advanced UI



▼ Monado

- Exit
- Main Timing
- running
- Show advanced UI



Beginner's Guide on How to Join Events in VR from Ubuntu

1. UPDATE YOUR SYSTEM

-Log-in as Xorg from bottom-right corner of the login screen

2. Install Graphic Drivers

Steam-VR will NOT WORK on GNOME-Wayland!

3. Upgrade All Drivers

4. Install Steam

*- installer !!
Do NOT Install Steam Snap
OR Steam-Flatpak*

5. Install Proton-GE

6. Install Envision

7. Install Wlx-Overlay-S

SANDBOX APPS WILL NOT WORK WITH STEAM-VR !!

8. Start Envision, then Wlx-Overlay-S, and then your OpenXR App/Game

AMD GPU

→ `ppa:kisak/kisak-mesa`
& Install CoreCtrl

NVIDIA GPU

→ `ppa:graphics-drivers/ppa`

i. Enable Steam Play

ii. Set Default to Proton-Experimental

iii. Set Interface to Steam Beta

In This Lightning Talk...

0. What is Linux?

1. What is VR?

2. What is SteamVR?

3. What is Proton?

5. What is Monado?

6. What is Envision?

7. What is WiVRn?

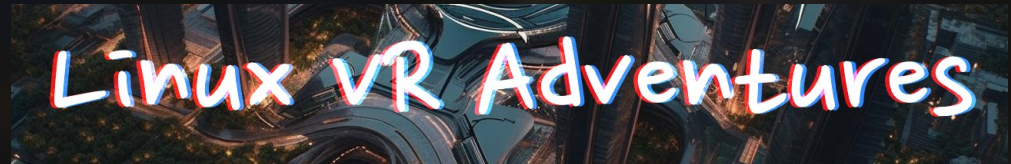
8. What is Wlx-Overlay-S?

**4+i. Beginner's Guide on How to Join Events in VR
from Ubuntu using Envision and Monado**

NOW HERE → **9. Where can I learn more about VR on Linux?**

Where can I learn more about VR on Linux?

- ▶ The Linux VR Adventures Wiki!
<https://lvra.gitlab.io>



Matrix: #linux-vr-adventures:matrix.org

Discord: EHAYe3tTYa

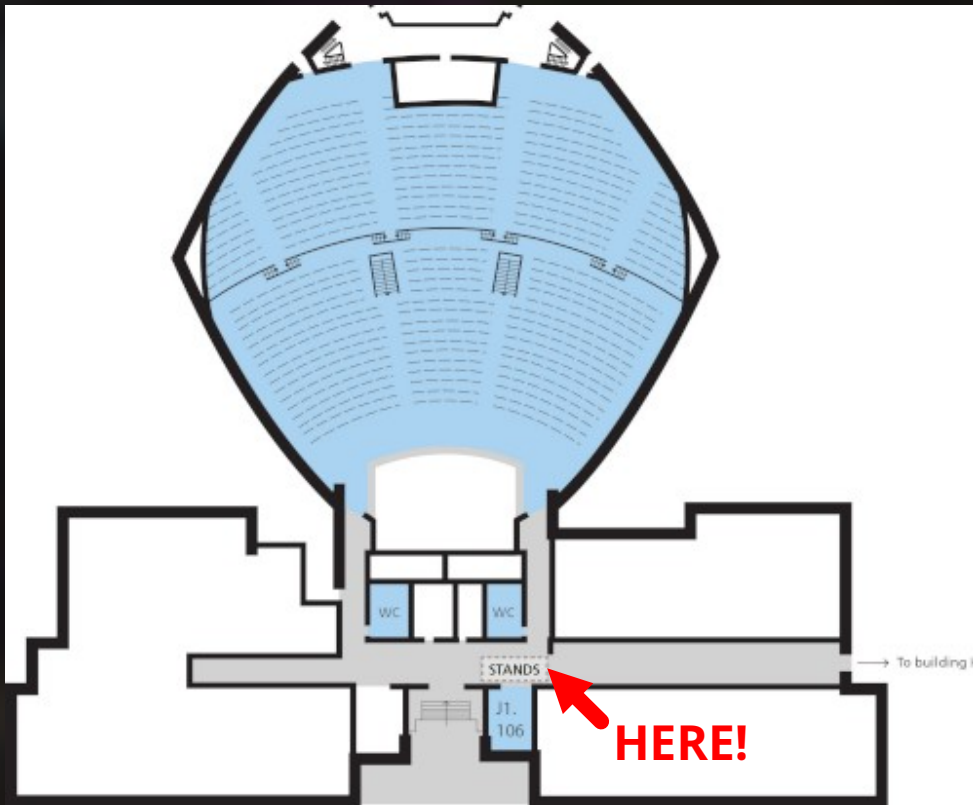
- ▶ The LinuxVRC Meetup!
<https://vrc.group/LINUX.9649>



Hang out with Linux VR Enthusiasts in Virtual Reality!

Weekly Meetups Every Saturday 14:00 UTC in VRChat

Where can I learn more about VR on Linux?



- ▶ Free, Open Source, and Decentralized Social VR Platform
- ▶ Super Easy to Play! (AppImage)
- ▶ Meetups Every Saturday 19:00 UTC!
- ▶ Check out the Overte Stand at Building J! (Janson)



QUESTIONS?

QUESTIONS?



**ASK RIO AT THE
OVERTE STAND! (J)**

Repositories for Mentioned Softwares

▶ Steam for Linux Client

<https://github.com/ValveSoftware/steam-for-linux>

▶ SteamVR for Linux

<https://github.com/ValveSoftware/SteamVR-for-Linux>

▶ Steam Snap

<https://github.com/canonical/steam-snap>

▶ Wine

<https://gitlab.winehq.org/wine/wine>

▶ Proton

<https://github.com/ValveSoftware/Proton>

▶ Proton-GE-custom

<https://github.com/GloriousEggroll/proton-ge-custom>

▶ Proton-GE-rtsp

<https://github.com/SpookySkeletons/proton-ge-rtsp>

▶ ProtonUp-Qt

<https://github.com/DavidoTek/ProtonUp-Qt>

Repositories for Mentioned Softwares

▶ **kisak-mesa fresh**

<https://launchpad.net/~kisak/+archive/ubuntu/kisak-mesa>

▶ **Proprietary GPU Drivers**

<https://launchpad.net/~graphics-drivers/+archive/ubuntu/ppa>

▶ **Synaptic Package Manager**

<https://github.com/mvo5/synaptic>

▶ **libfuse**

<https://github.com/libfuse/libfuse>

▶ **CoreCtrl**

<https://gitlab.com/corectrl/corectrl>

▶ **Envision**

<https://gitlab.com/gabmus/envision>

▶ **Monado**

<https://gitlab.freedesktop.org/monado/monado>

▶ **WiVRn**

<https://github.com/WiVRn/WiVRn>

▶ **WlxOverlay-S**

<https://github.com/galister/wlx-overlay-s>

▶ **Overte**

<https://github.com/overte-org/overte>

Virtual World Locations Used



Babilturo だべりの棟 ver2
by Anno (あんのん)

https://vrchat.com/home/world/wrld_900dd077-1337-c0fe-babe-71de05ea12c4



VRChat Home 2018
by Arkelioko

https://vrchat.com/home/world/wrld_900dd077-1337-c0fe-babe-71de05ea12c4



Persistence Update
Search, Subtitles, SponsorBlock

YTS 2.1 - YouTube
Search, Subtitles, Quest
by syncpulse

https://vrchat.com/home/world/wrld_900dd077-1337-c0fe-babe-71de05ea12c4

References

- ▶ Agency, European Space. English: A Team of Researchers at ESA's Mission Control Centre in Darmstadt, Germany, Are Investigating New Concepts for Controlling Rovers on a Planet and Satellites in Orbit. 28 Sept. 2017, https://commons.wikimedia.org/wiki/File:Reality_check_ESA384313.jpg.
https://www.esa.int/ESA_Multimedia/Images/2017/07/Reality_check.
- ▶ Augmented World Expo. "Graham Gaylor and Jesse Joudrey." AWE XR Hall of Fame, <https://www.awexr.com/hall-of-fame/90-graham-gaylor-and-jesse-joudrey>. Accessed 17 Jan. 2025.
- ▶ Collabora. "Monado - Open Source XR Runtime." Monado First OpenXR Runtime for GNU/Linux, <https://monado.dev>. Accessed 20 Jan. 2025.
- ▶ Evan-Amos. Virtual-Boy-Set.Png. 22 Sept. 2011, <https://commons.wikimedia.org/wiki/File:Virtual-Boy-Set.png>. Own work.
- ▶ eVRydayVR. Jesse Joudrey at VR Chat Booth at SVVR 2015 (Closeup / Bust). photo, 18 May 2015, <https://www.flickr.com/photos/evrydayvr/18082506395/>.
- ▶ Heilig, Morton L. Stereoscopic-Television Apparatus for Individual Use. US2955156A, 4 Oct. 1960, <https://patents.google.com/patent/US2955156A/en>.

References

- ▶ Lyon, Dick. Ivan Sutherland at CHM.Jpg. 22 May 2008, https://commons.wikimedia.org/wiki/File:Ivan_Sutherland_at_CHM.jpg.
- ▶ Michel, Chris. Philip Rosedale in 2021 by Chris Michel 1d35908-4-26.Jpg. 4 Aug. 2021, https://commons.wikimedia.org/wiki/File:Philip_Rosedale_in_2021_by_Chris_Michel_1d35908-4-26.jpg.
- ▶ Norman, Jeremy M. "Ivan Sutherland and Bob Sproull Create the First Virtual Reality Head Mounted Display System." HistoryofInformation.Com, 15 Dec. 2024, <https://www.historyofinformation.com/detail.php?id=861>.
- ▶ Palmertech. Palmer Luckey Corporate Photo. 1 June 2022, https://commons.wikimedia.org/wiki/File:Palmer_Luckey_Stage_Microphone.png. Own work.
- ▶ Podevin, Jean-François. Snowcrash.Jpg. 31 May 2020, <https://en.wikipedia.org/w/index.php?title=File:Snowcrash.jpg&oldid=959954839>.
- ▶ Stabinger, Sebastian. Oculus Rift - Developer Version - Front.Jpg. 9 Dec. 2013, https://commons.wikimedia.org/wiki/File:Oculus_Rift_-_Developer_Version_-_Front.jpg.
- ▶ Lasica, J. D. Jaron Lanier. 29 July 2010, https://commons.wikimedia.org/wiki/File:Jaron_Lanier_in_2010.jpg.
<https://www.flickr.com/photos/jdlasica/4843374960/>.

Special Thanks



ミツアミめがね
(Mitsuami Megane)

for fixing my
LinuxVR setup



八黒山
(BLKZOR)

for supporting me
throughout my journey




Julian Groß
for inviting me to
FOSDEM today!

Linux × VR !

**Beginner's Guide on How to Join Events in Virtual Reality from Ubuntu
using Envision and Monado, an OpenXR Alternative to SteamVR**

Thank you for Tuning In!

FOSDEM'25



Linux x VR!



Beginner's Guide on How to Join Events in Virtual Reality from Ubuntu using Envision and Monado, an OpenXR Alternative to SteamVR



Thank you for Tuning In!

