

Community energy management with FlexMeasures, fully scriptable





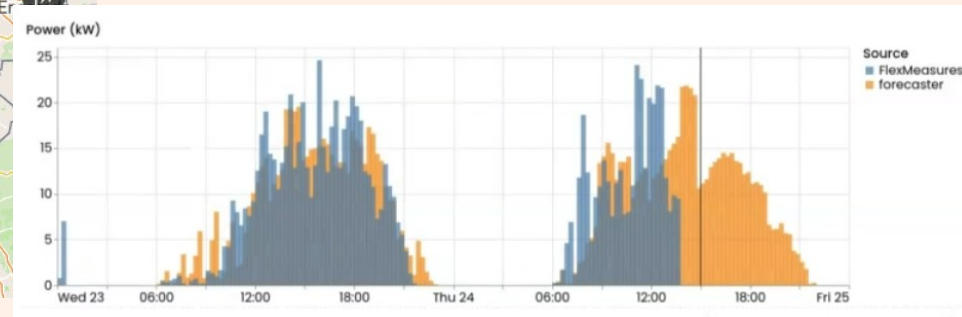
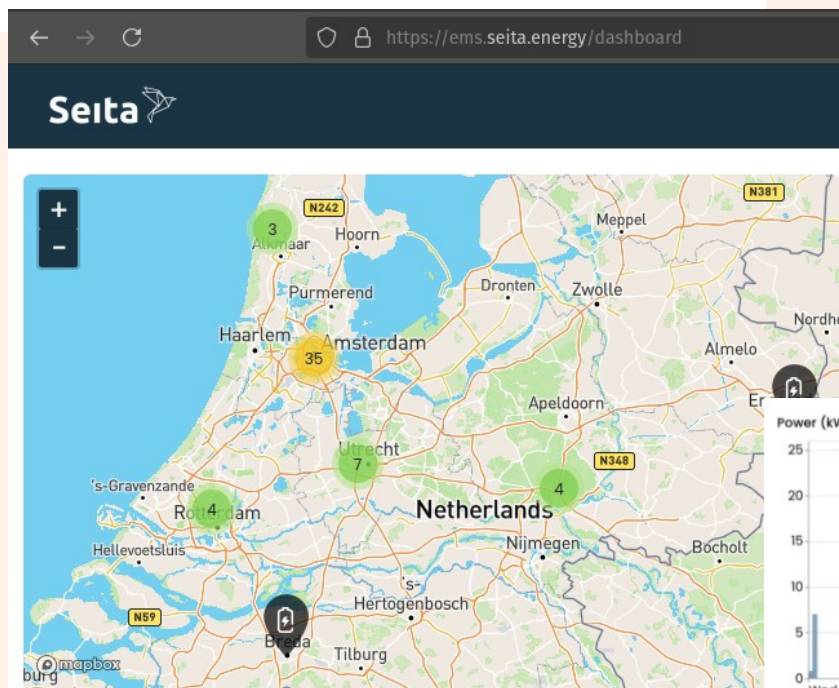
LFENERGY

FlexMeasures

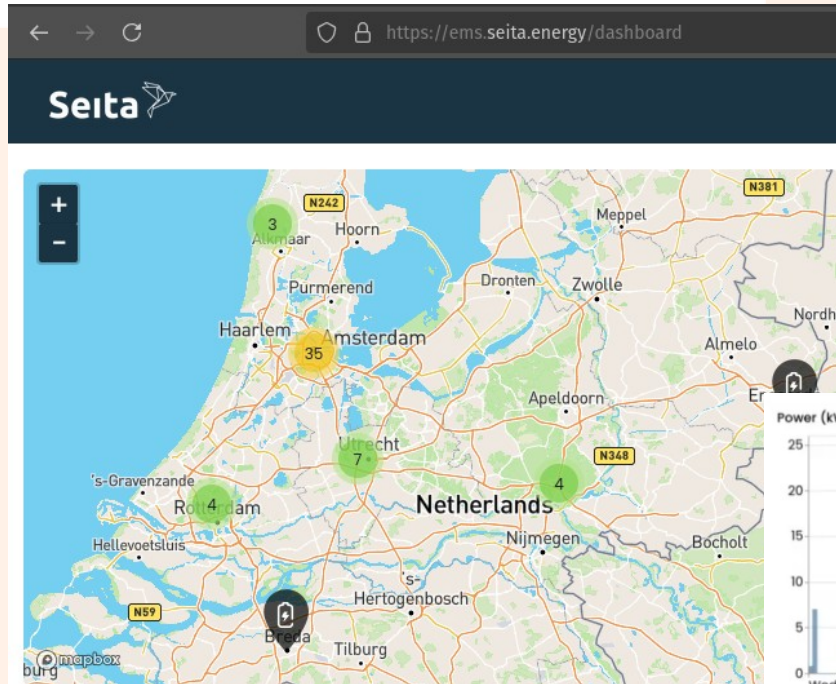
FlexMeasures



A smart planning layer —
add smart orchestration
to any site.



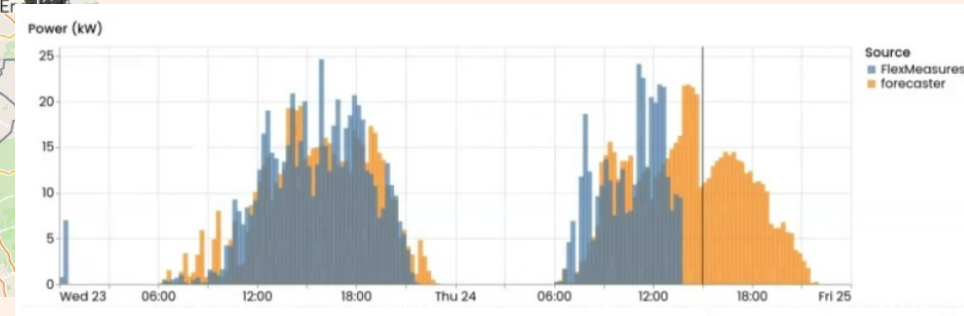
FlexMeasures – in short



- A “Cloud EMS”
- Planning Behind-The-Meter +
- Storage / Processes
- Dev-friendly (API/CLI/docs/docker)

Proven in:

- EV / Vehicle-to-grid (V2G)
- Smart heating
- Sewage treatment



Check out previous FOSDEM talks

- 2023:
V2GLiberty – the open stack that could
- 2024:
Using FlexMeasures to Build a Climate Tech Startup in 15 Minutes
- 2025:
Open protocols and S2 support

Objective today: Show how to script FlexMeasures to fit your case + our approach for it as CEMS

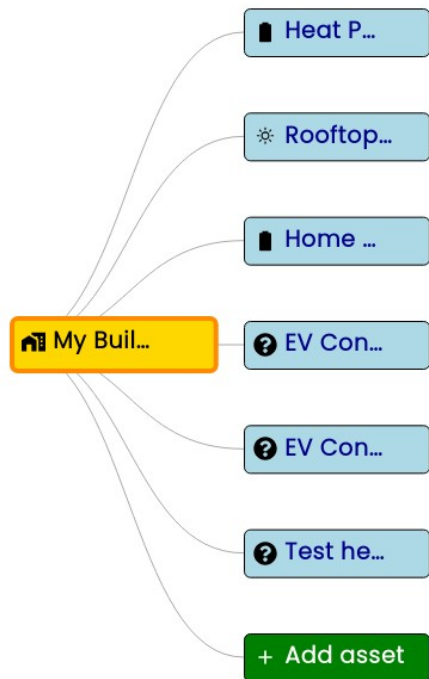
CEMS == Community Energy Management System

FlexMeasures is a live platform ...

UI: Assets

Asset: My Building

Type: Building



UI: Flex-Config

Edit My Building's flex-context ⓘ

consumption-price ✕
Sensor: [44177](#), Unit: EUR/kWh, Name: electricity-price,
Asset: Energy Market, Account: MyBuilding

site-power-capacity ✕
20 kVA

relax-soc-constraints ✕
True

site-peak-consumption ✕
0 kW

site-production-capacity ✕
Sensor: [44181](#), Unit: kW, Name: max-production-capacity,
Asset: My Building, Account: MyBuilding

inflexible-device-sensors ✕
Sensor: [44178](#), Unit: kW, Name: electricity-consumption,
Asset: My Building, Account: MyBuilding

API: SwaggerDocs

GET	/api/v3_0/assets/{id}/jobs	Get all background jobs related to an asset.
GET	/api/v3_0/assets/{id}/kpis	Get daily KPIs for an asset.
GET	/api/v3_0/assets	List assets accessible by the user.
POST	/api/v3_0/assets	Creates a new asset.
GET	/api/v3_0/assets/public	Return all public assets.
POST	/api/v3_0/assets/{id}/schedules/trigger	Trigger scheduling job for any number of assets.

Trigger FlexMeasures to create a schedule for this asset. The flex-model needs to reference the power by being assigned to one of the asset's (grand)children.

In this request, you can describe:

Status page

Latest jobs of toy-battery ⓘ

Created at	Queue	Entity	Status	Info
yesterday	scheduling	sensor: discharging (id: 35070)	●	Info
3 minutes ago	scheduling	sensor: discharging (id: 35070)	●	Info

FlexMeasures can also be scripted ...

Create assets/sensors

```
# Create building asset (generic_asset_type_id=6 for building)
building_asset = await client.add_asset(
    name=building_name,
    latitude=latitude,
    longitude=longitude,
    generic_asset_type_id=6, # Building asset type
    account_id=account_id,
)

# Create general consumption sensor (15min resolution, kW)
consumption_sensor = await client.add_sensor(
    name="electricity-consumption",
    event_resolution="PT15M",
    unit="kW",
    generic_asset_id=building_asset["id"],
    timezone="Europe/Amsterdam",
    attributes=dict(consumption_is_positive=True),
)
```

Configure flexibility & dashboard

```
sensors_to_show = [
    {
        "title": "State of Charge",
        "sensors": [
            heating_soc_sensor["id"],
            heating_min_soc_sensor["id"],
            heating_max_soc_sensor["id"],
        ],
    },
    {
        "title": "Power and heat",
        "sensors": [
            heating_power_sensor["id"],
            heating_soc_usage_sensor["id"],
        ],
    },
]
```

```
flex_model = {
    "soc-max": f"{capacity} kWh",
    "soc-min": f"{capacity * HEATING_CONFIG['min_soc_percent']} kWh",
    "soc-usage": [{"sensor": heating_soc_usage_sensor["id"]}],
    "charging-efficiency": f"{HEATING_CONFIG['charging_efficiency']*100} %",
    "consumption-capacity": "5 kW",
    "production-capacity": "0 kW",
    "storage-efficiency": f"{HEATING_CONFIG['storage_efficiency']*100} %",
    "power-capacity": f"{HEATING_CONFIG['power_capacity_kw']}kW",
    "state-of-charge": {"sensor": heating_soc_sensor["id"]},
}
```

```
await client.update_asset(
    asset_id=heating_asset["id"],
    updates={
        "flex_model": flex_model,
        "sensors_to_show": sensors_to_show,
    },
)
```


.. which then can look like this.

Daily costs
Total: 236.98 EUR EUR

[see more](#)

Self-consumption
Average: 100 % % mean

[see more](#)



CEMS: Community Energy Management System

Motivation:

- Common grid connection
- Share local energy
- Collective flex actions
- ...

→ Break bottlenecks and increase savings.

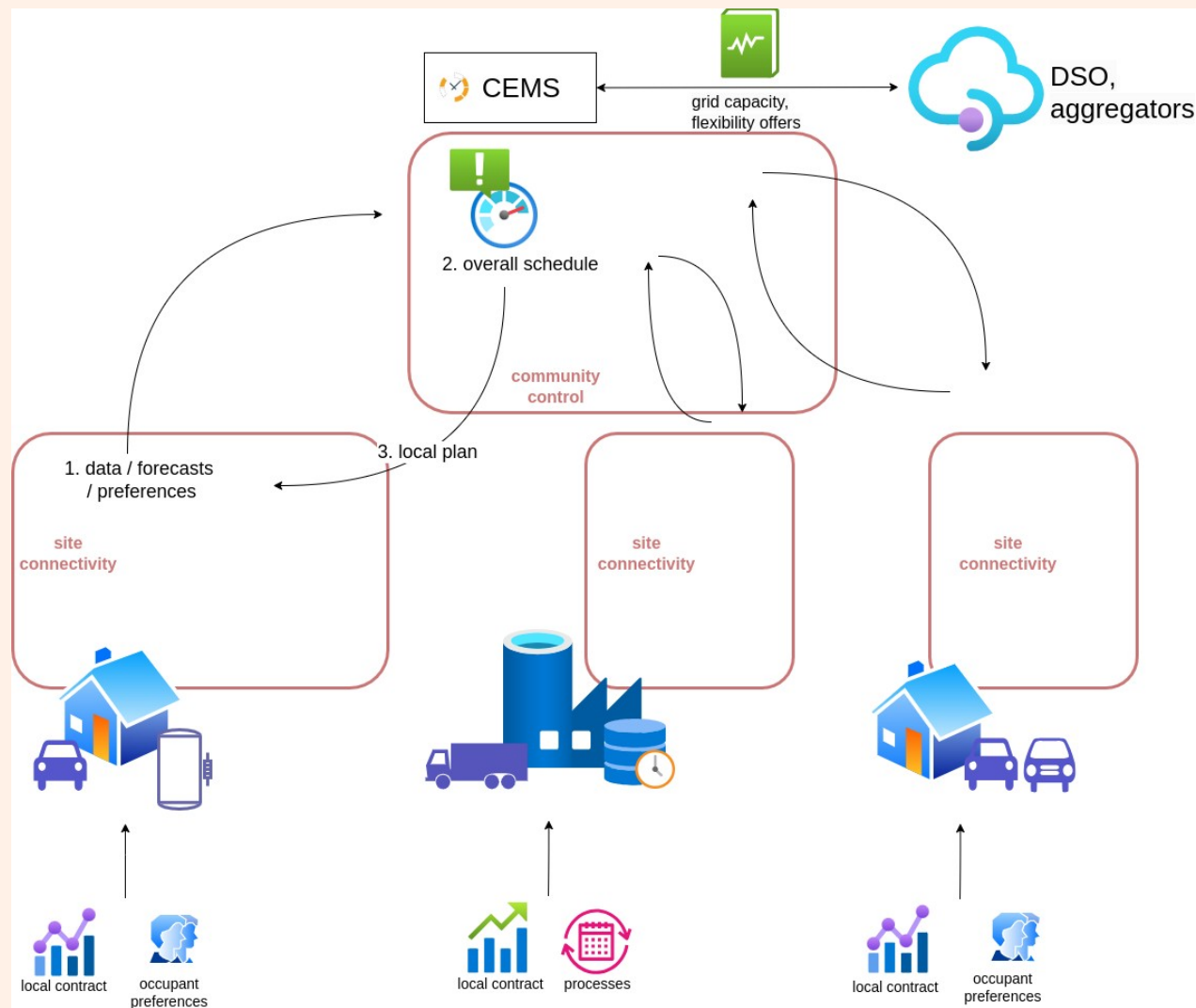
→ Flexible planning is a challenge.

Use cases:

- Residential neighbourhoods
- Business parks

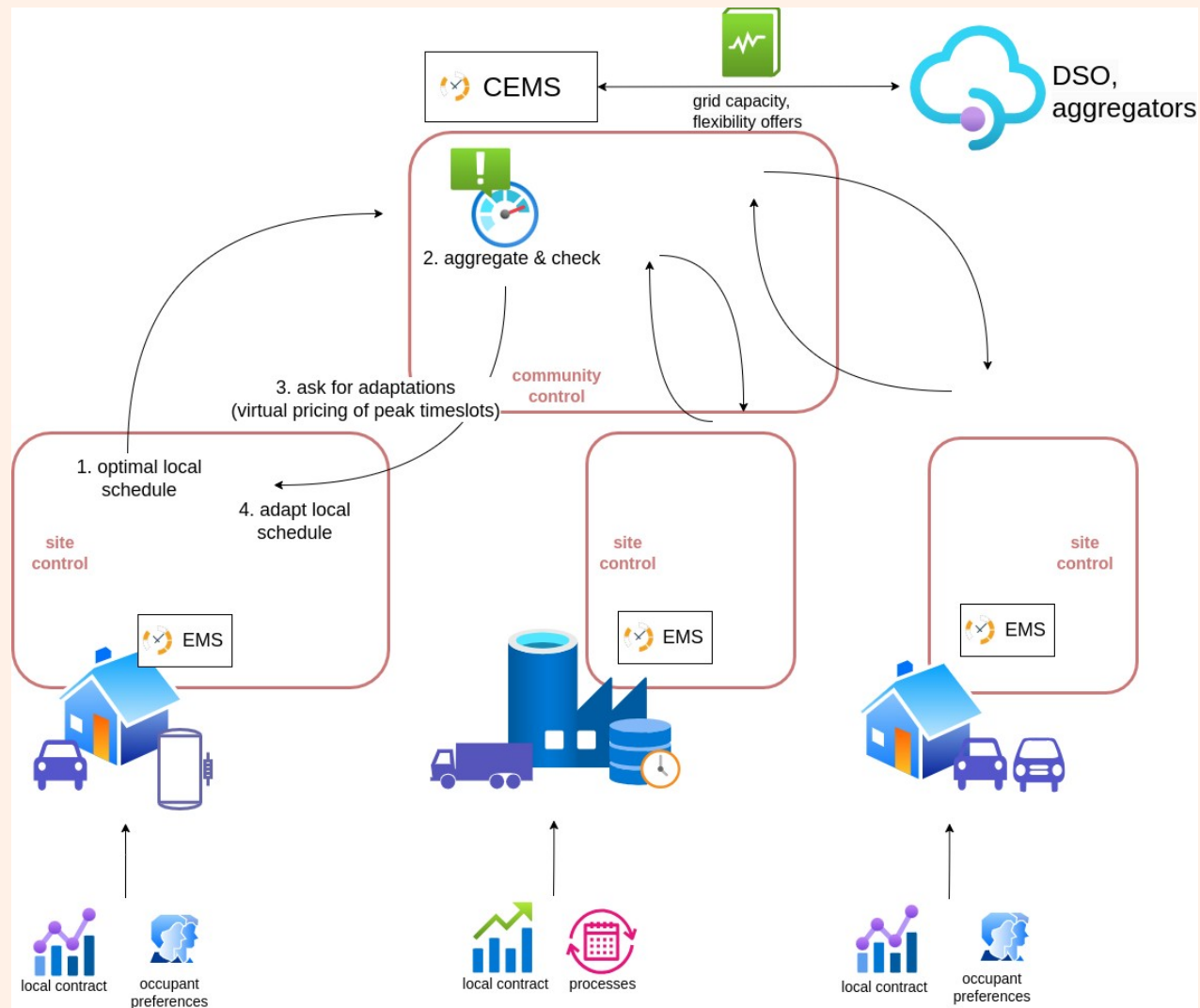
The FLEXED project is co-financed by TKI Energie from the Top Consortia for Knowledge and Innovation (TKIs) Allowance from the Ministry of Economic Affairs and Climate, The Netherlands.

CEMS: “Fleet” Design



The FLEXED project is co-financed by TKI Energie from the Top Consortia for Knowledge and Innovation (TKIs) Allowance from the Ministry of Economic Affairs and Climate, The Netherlands.

CEMS: “Federated” Design



The FLEXED project is co-financed by TKI Energie from the Top Consortia for Knowledge and Innovation (TKIs) Allowance from the Ministry of Economic Affairs and Climate, The Netherlands.

Why did we choose the federated design?

- 1) Split problem → scalable
- 2) Autonomy & open for individual approaches
- 3) Preserve privacy

→ The CEMS layer governs contractual commitments.
→ It is not the all-powerful oracle.

Register as a custom FlexMeasures scheduler

define in a FlexMeasures plugin; register plugin in flexmeasures.cfg

```
class CommunityScheduler(Scheduler):
```

```
    __author__ = "Seita"
```

```
    __version__ = "1"
```

```
    def compute(self, *args, **kwargs) -> list[dict]:
```

```
        """Compute new peak prices for the community's site schedulers.
```

```
        :returns: time series to have FlexMeasures save as sensor data
```

```
        """
```

```
        self._compute_aggregate_from_site_schedules()
```

```
        self._compute_breaches()
```

```
        new_prices = self._compute_peak_prices()
```

```
        new_capacities = self._compute_site_capacities()
```

```
        return new_prices + new_capacities
```

Control loop to schedule the community

```
async def run_scheduling(community: Community):  
    """Iterate between async site scheduling and community optimization."""  
    for rescheduling_iteration in range(MAX_RESCHEDULING_ITERATIONS):  
        await asyncio.gather(site.schedule() for site in community.sites)  
        if await not community_schedules_need_recomputation(community):  
            break # we're fine  
  
async def community_schedules_need_recomputation(community: Community) -> bool:  
    """Run community scheduler, returns whether sites needs recomputing."""  
    schedule = await community.schedule()  
    if schedule["scheduler_info"]["changes made"]:  
        return True # CommunityScheduler updated each site's flex-context  
                    # (peak prices, capacities)  
    return False
```

Asset: TestCommunity9

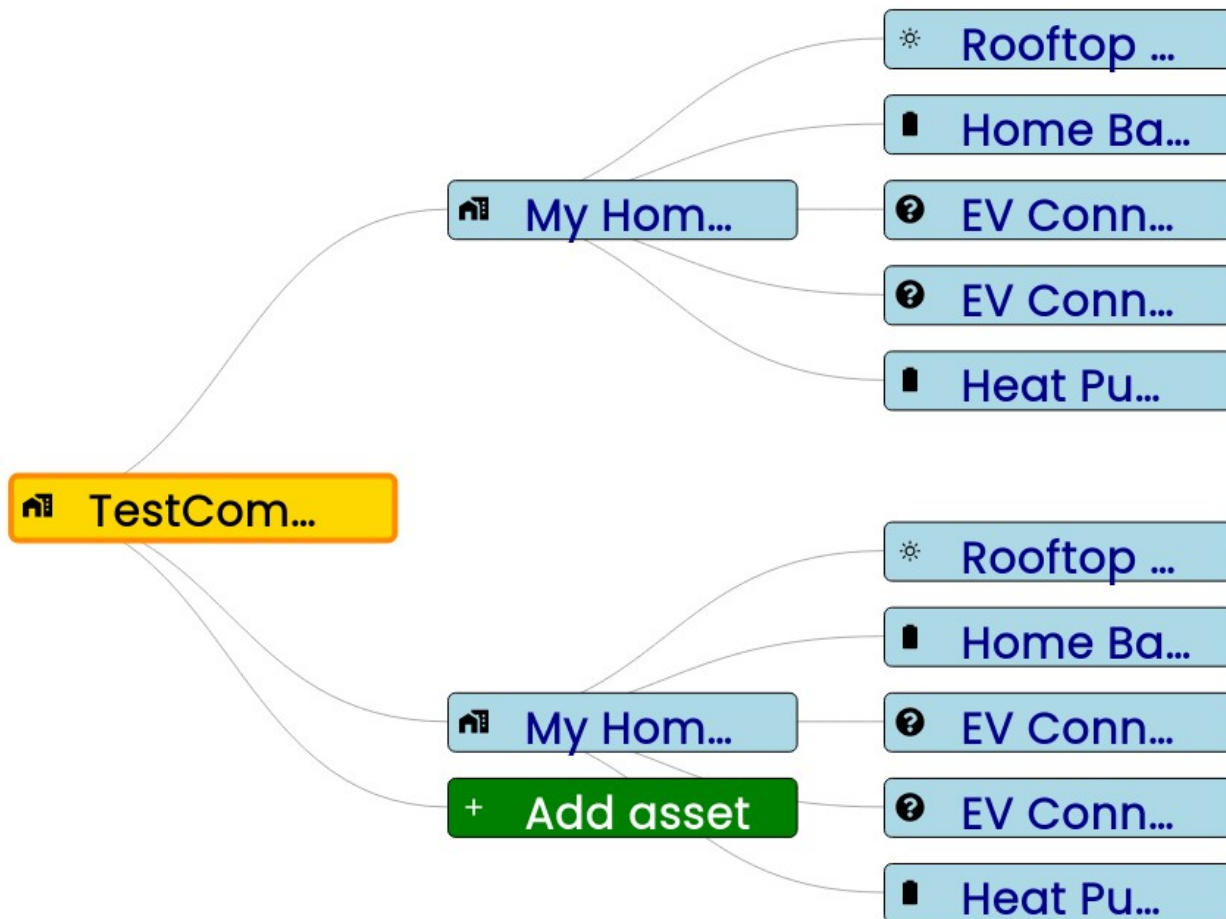
Type: Building

Show sensors

Edit flex-context

Structure

Location

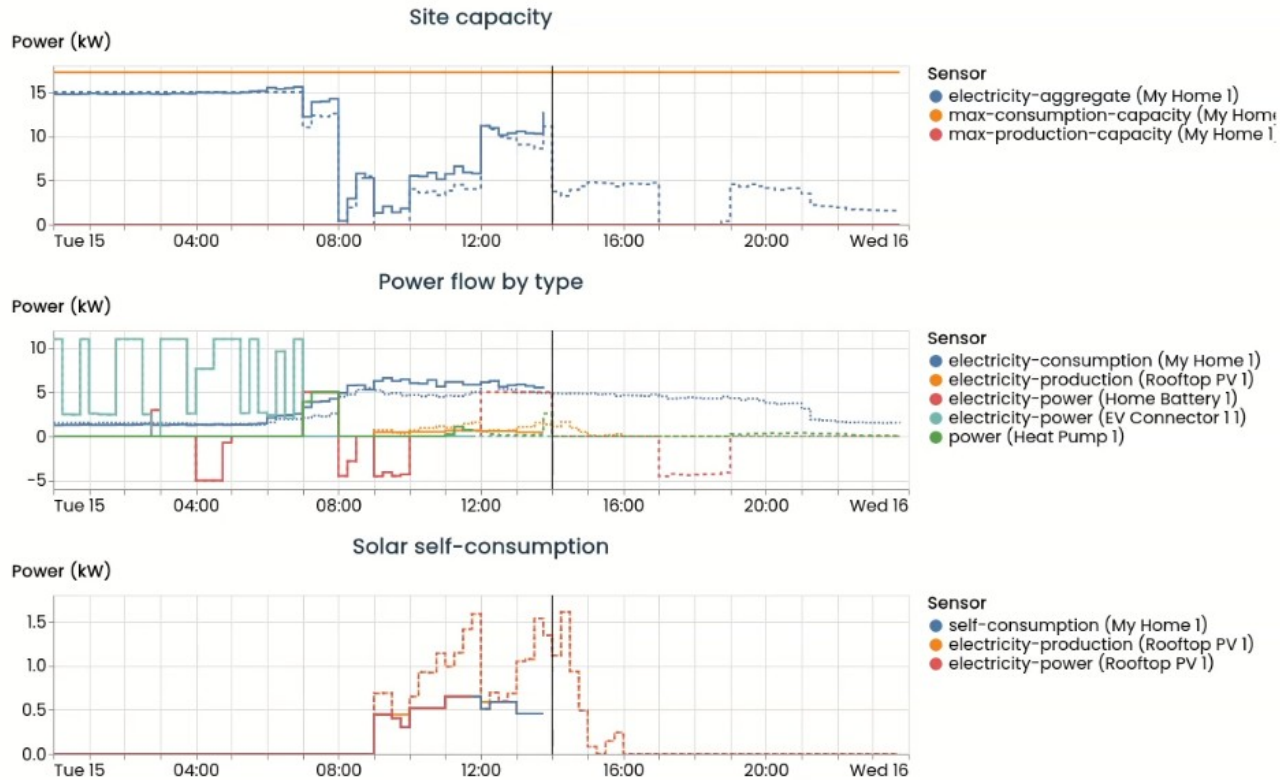


Edit Graphs

Select dates

Daily costs
Total: 128.23 EUR

Self-consumption
Average: 84.28 %

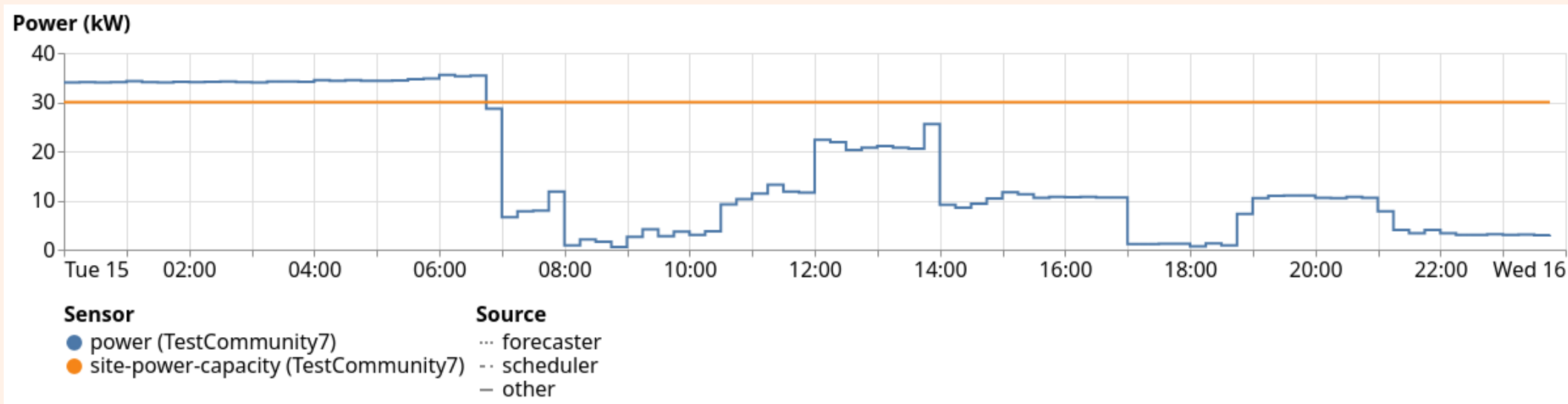


Tue Jan 15 2030 14:00:00 GMT+0100
(Central European Standard Time)

Energy (kWh)

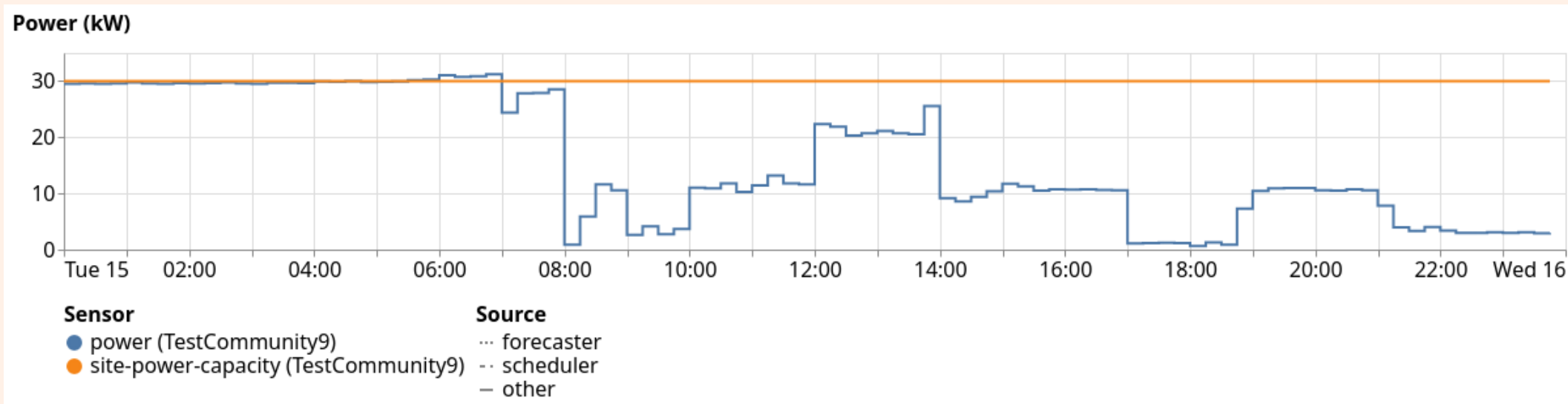
Storages SoC

No CEMS: capacity breach



The FLEXED project is co-financed by TKI Energie from the Top Consortia for Knowledge and Innovation (TKIs) Allowance from the Ministry of Economic Affairs and Climate, The Netherlands.

With CEMS: communal peak spread out



The FLEXED project is co-financed by TKI Energie from the Top Consortia for Knowledge and Innovation (TKIs) Allowance from the Ministry of Economic Affairs and Climate, The Netherlands.

Community energy management with FlexMeasures, fully scriptable

Thanks !!

Happy to hear from you ...

- <http://flexmeasures.io>
- nicolas@seita.nl

Roadmap

- Dynamic capacity constraints
- Local “PPAs” for shared generation
- CEMS taking part in flex opportunities (CEMS collects & bids)

Avoiding the “waterbed effect”

- Discriminate peak pricing e.g. based on peak contribution, service level or randomization
- Kernel Density Estimation, to avoid sharp peak price transitions in favour of more Gaussian price peaks
- Randomized rewards to move demand/production to different periods
- Switch to tuning capacity limits if a desirable aggregate schedule has not been reached within a limited number of iterations.

